



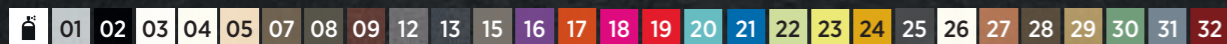
PROLICHT



In PROLICHT, each luminaire is meticulously crafted by hand, tailored carefully to meet the specific demands of your project. At the core of our commitment is the pursuit of lighting perfection. Working from first-hand experience and a wealth of accumulated know-how, our engineers and designers ensure optimal beam angle, glare control, intensity, homogeneity, and color temperature.

Our skilled craftsmen bring this level of precision and these specifications to life, harnessing the infinite power of our high-speed factory. Yet, the soul of the luminaire is uniquely shaped by you. Create your design from endless possibilities using our world-class digital configurators—smart and easy to handle. Make it yours!

*Don't be like  
the rest of  
them*



RAL Classic or any other special color on request.



Sedex | Member



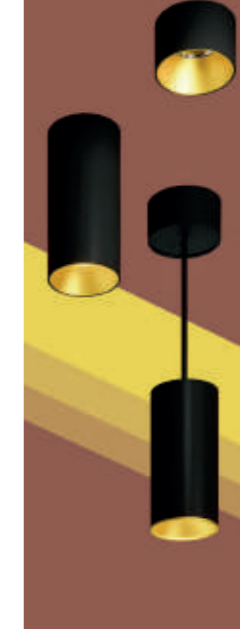
# INDEX



MINIMAL  
TRACK  
P/71




HYPRO  
P/85



INVADER  
P/99



SLIDER  
P/113




THE CODE  
P/125




LULLABY  
P/9



JUST BLACK  
P/23




JUST BLACK  
ACOUSTIC  
P/35




STUDIO  
COLLECTION  
P/45



UNITY  
P/57



GHOST  
P/137



OIKO PRO  
P/149



GRAVITY  
P/161



SNOOKER  
P/173



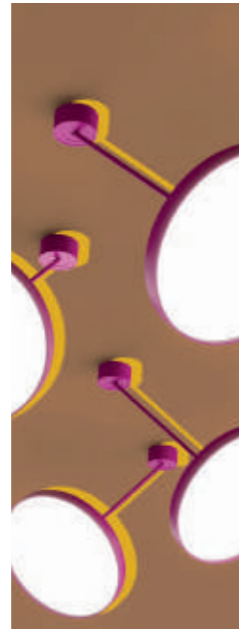
CENTRIQ  
P/185




ACQUSTIC  
P/197




LIFE  
P/211



SIGN  
P/221



HADI  
P/235



CLICKTRACK  
P/245



GLORIOUS  
P/305



SUPER-G  
P/317



SMOOTHY  
P/329




DELIGHT  
P/337




IDAHO  
P/347



2LOOK4  
P/257




IMAGINE  
P/267



MAGIQ  
P/277




BIONIQ  
P/287




MECHANIQ  
P/297




GROOVE  
P/357



DICE  
P/367



NEVERENDING  
P/377



@WORK  
P/387



P12  
P/395

# LULLABY




# LULLABY



## LULLABY

by Marc Sadler



An emotionally compelling pendant light, born from Marc Sadler's creative intuition, coupled with PROLICHT's exploration of materials, technology, and design. LULLABY is a sculpture that resembles a chandelier—a contemporary masterpiece combining ambient lighting and sound absorption.



# CREATE YOUR OWN LULLABY

Design a unique LULLABY with our modular panels. LULLABY is conceived as a modular system composed of interconnectable pieces, offering you the possibility to create your own personalized light sculpture. Each panel of acoustic fabric, with a thickness of 12 mm, incorporates one or two light sources that create a unique atmosphere.




Three types of panels are available:

**HORIZONTAL PANEL** with a rectangular shape, combining direct and indirect lighting.

**VERTICAL RECTANGULAR PANEL** with direct lighting.

**SQUARE PANEL** with lateral emission.


Use the 32 available colors for the sound-absorbing material to highlight the magnificence of your creation.






## A LIGHT AND COLOR SHOW


The designer conceived a modular design system for crafting limitless compositions with The ACOUSTIC textile panels. Composed of remarkably thin, colorful foils, light emanates from the edges of its sound-absorbing materials. A gentle ambient glow is projected in every direction, creating a gradient of hues on the surfaces. Marc Sadler designed three iconic sets of LULLABY to capture the tone of this new design icon.



# QUIETNESS AND COMFORT GLOW AT HOME

With a striking personality, LULLABY fills the space with color and rational forms. The lighting, rich in color and a subtle glow, will leave you speechless, thanks to its exceptional ability to absorb any noise in the atmosphere, creating a pleasant and comfortable environment. At night, it establishes a warm and inviting atmosphere where ambient lighting takes on greater importance, subtly highlighting the volumes and textures of the piece. Furthermore, its modular design allows you to create a unique and unparalleled masterpiece at home.






A modern lighting installation featuring several black rods of varying lengths and orientations. Some rods have small, cylindrical white light fixtures attached to them. A prominent curved rod with a glowing white light is visible. The background is a plain, light grey wall. The text "JUST BLACK" is overlaid in a large, bold, black font on the right side of the image.

**JUST  
BLACK**

# JUST BLACK



## JUST BLACK



JUST BLACK emerges as a slim black line, seamlessly interconnecting architectural lighting. A hyper-miniaturized surface track that sketches the thinnest lines between luminaries, resembling an electrified stripe adhered to any surface in space. Harmonizing form and function.





## LIGHT TO BLACK: A NEW RANGE OF LUMINARIES

A millimetric black line delineates the path, gracefully guiding the trajectory that the light will follow. The system has been meticulously crafted to seamlessly integrate various types of lighting into even the most intricate interior designs. It introduces a brand-new product line, thoughtfully scaled and designed to harmonize with JUST BLACK track, offering a comprehensive solution for minimalistic and versatile illumination.

LINE



LINE DOUBLE



LINE ADJUSTABLE



HALO



# AN INTEGRAL YET DYNAMIC TRACK DESIGN

This track undergoes an aesthetic transformation based on its application. The surface rectangular version allows for versatile strokes, seamlessly transitioning between straight and curved lines with a trimless appeal. It also flexibly changes direction, moving from horizontal to vertical.

The JUST BLACK suspension showcases a cylindrical aesthetic, accentuating integrated design and enabling pivoting at various angles with its curved corners.

JUST BLACK trimless version seamlessly embeds into the surface, almost entirely concealing the track system and delivering a visually impeccable appearance.

LEDLINE



MAGIQ



FLUTE




HANGOVER



FLEXLINE




INVADER



SIGN



BILO



IMAGINE






## A LITTLE TRACK, A BIG TOOL

Can you envision a track so miniaturized? Whether utilized on surfaces or suspended, this track is adept at confronting any challenge, effortlessly installable in various settings.


The millimetric dimensions of this system enable it to fit into even the most unconventional spaces. Concealed and discreet, in glass cabinets illuminates products, showcasing them with optimal lighting. In residential settings, it integrates anywhere, providing subtle touches of lighting without compromising aesthetics.



# JUST BLACK ACOUSTIC



# JUST BLACK ACOUSTIC



## JUST BLACK ACOUSTIC

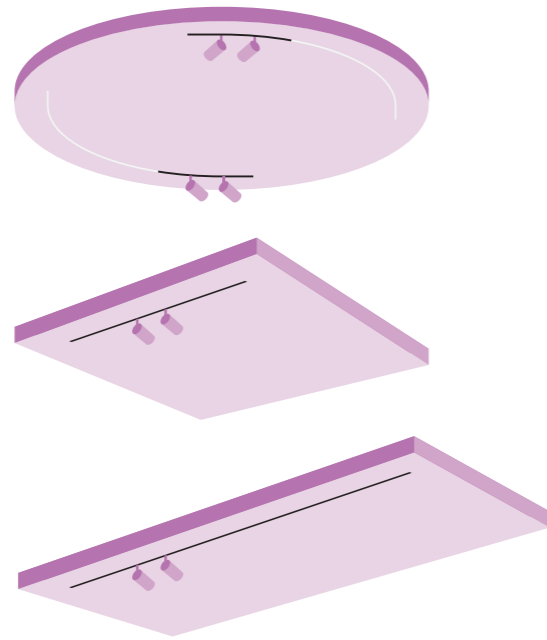


JUST BLACK merges with ACOUSTIC technology in distinctive mini-luminaries that seamlessly integrate into colorful acoustic panels. This discreet and elegant combination can be arranged with JUST BLACK inserts, tailored to the specific needs of the space, creating a serene oasis where light and sound come together to enhance the well-being of people.



# PANELS THAT HARMONIZE LIGHT & SOUND

JUST BLACK ACOUSTIC features circular, rectangular and quadrangular panel shapes. The panels offer both surface and suspension mounting options, each presented in distinctive configurations to achieve the perfect balance between lighting and sound absorption in your space.





ROUND



SQUARE



RECTANGULAR



## CREATE YOUR ARRANGEMENT

JUST BLACK ACOUSTIC panels let you customize perfect lighting for your space. Create a unique arrangement for general illumination, decorative ambiance, accent, or functional glare-free lighting, all with the subtle embrace of sound absorption. Also, ACOUSTIC textile comes in 32 colors, letting you tailor your space to your style and enhance your well-being.



**STUDIO  
COLLECTION**

# STUDIO COLLECTION



## STUDIO COLLECTION



Our most exemplary product families have undergone re-editing, with STUDIO COLLECTION. These luminaires received a touch of luxury in both visual appeal and material quality, while maintaining their original design. STUDIO COLLECTION stands as a testament to our commitment to contemporary, timeless design.




# TOP DESIGNS WITH PREMIUM CRAFTSMANSHIP


To embody our love for materials and enduring products, we have replaced the conventional finishes with premium ones.

The timeless and minimalistic designs of IMAGINE, HANGOVER and INVADER families achieve a high-end aesthetic, thanks to its components crafted in top quality brass and aluminium. These selected products feature top-efficient MICRO DOT optics to complement their superior attributes.


HANGOVER PLUG



INVADER SURFACE




IMAGINE



INVADER WALL



INVADER





## SHINY DETAILS

Metallic and solid properties are noticed in the sophisticated details, such as the machining frontal of the product. A metallic trim surrounds the lens, delicately revealing the true quality of the product. Up close, you can observe a beautiful wavy texture that frames the small aperture, deepening and enhancing the craftsmanship. This shiny attribute in brass or aluminium speaks for itself, never interfering with the lighting properties.

PATTERN RADIAL



PATTERN ASYMMETRIC



# A HINT OF LUXURY AT HOME

Premium materials and metallic finishes add a perception of luxury but also honestly communicate the true nature of the elements that build the product. Metal is an element that address earthy origins, robustness, and singularity. In any interior design, STUDIO COLLECTION encapsulates values of commitment to design and to your own lifestyle, like a complement of jewelry but in architecture.






**UNITY**



YTIMU

# UNITY



Harmonizing all the requirements of professional interior spaces to optimize the human experience, UNITY blends key qualities to create a pleasant environment that enhances both comfort and productivity: noise-free surroundings, task-adaptive lighting, a vibrant color palette, and light quality that fits perfectly.






# A MODULAR SYSTEM

UNITY is a versatile modular professional system designed in various shapes, including Y, X, T, L, and also a straight section ranging from 80cm to 2.8m, seamlessly interconnecting to create hubs, and cultivating diverse atmospheres.

Its modular design provides integral solutions seamlessly integrated into the space.


UNITY L




UNITY T




UNITY X



UNITY Y




UNITY LINEAR



# A VIBRANT ENVIRONMENT

Enhanced by its striking visual impact, the vertical modules are enveloped in sound-absorbing textile, boasting a stunning palette of 32 colors. Its versatility allows for the creation of groups, islands, over-bars, and infinite lines, making it a captivating element that fills the space with warm textures and vibrant colors. Combined with its quality lighting, it elevates the overall ambiance to a more appealing level.





# LIGHT FOR THE MOST DEMANDING

UNITY has a lot to offer with its lighting options, featuring optics that cater to different scenarios to enhance concentration, productivity, and visual comfort.

## LIGHTING OPTICS

**OPAL:** Diffuses uniformly the light for a homogeneous light beam.

**MICROPRISM:** Manages glare effectively in high ceilings.

**GLARE CONTROL:** Provides abundant light without inducing glare.


**RASTER:** Concentrates light for optimal comfort, perfect for demanding spaces like offices.

## ASYMMETRICAL

**WALLWASH:** Guides a seamless, uniform beam of light horizontally.

**DOUBLE ASYMMETRIC:** Emits light in dual directions, crafting an engaging interplay of shadows.

### Lighting Optics



### Asymmetrical



# MINIMAL TRACK



# MINIMAL TRACK



## MINIMAL TRACK



The MINIMAL TRACK system, now also available for suspended and trimless installation, surpasses the levels of scale reduction. It seamlessly integrates with harmony and simplicity into the architecture without drawing attention. The architecture will always stay at centre stage with MINIMAL TRACK.



## SCALE REDUCTION ACROSS THREE VARIANTS

The MINIMAL TRACK, in all its three fittings, revolutionizes scale reduction, seamlessly blending into the interior design with flexibility and dynamism, and offering individual control of each light insert.

SURFACE



### MINIMAL TRACK SURFACE

it draws a refined line, elegantly traversing through the architecture.

SUSPENDED



### MINIMAL TRACK SUSPENSION

The hyper-miniaturized track is available in a rectangular or rounded profile, creating a visually striking effect

SUSPENDED ROUND



RECESSED




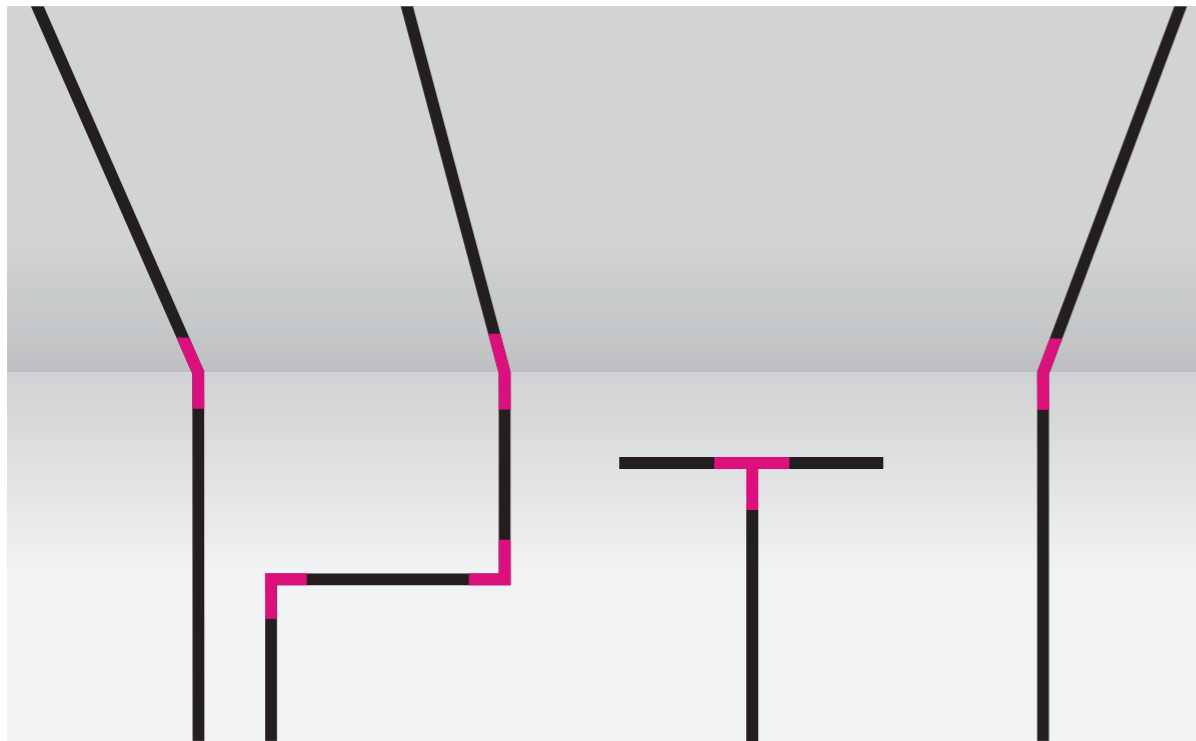

### MINIMAL TRACK TRIMLESS

Almost imperceptible, integrates into the ceiling or wall, resembling a discreet fissure



## STRAIGHT LINES

The surface-mounted MINIMAL TRACK adapts to any spatial requirement and interior design offering limitless solutions. Integrated X, T, L connectors provide flexible customization for bends and transitions. Each component aligns flush with the track, ensuring uninterrupted visual continuity.



## THE PERFECT CURVE!


Surface mounted MINIMAL TRACK offers a wide range of options for creating curved profiles, including 45°, 90°, and 180° angled connectors. Custom solutions are also assessed upon request.

## ENHANCING SPACES WITH STYLE


The extreme size reduction of track, luminaires and components makes it a very attractive and integrated fixture. Bringing light to the most challenging places in retail and residential settings. Furthermore, its pure aesthetic can enhance architectural shapes, and the customization of the product can give it a decorative character.







**HYPRO**



**HYPRO**

# HYPRO



HYPRO is a highly versatile and professional lighting system suitable for workspaces, but also any kind of environment. It can be installed on walls, ceilings, or as a floor fixture, offering flexible installation options. HYPRO seamlessly integrates into different architectural styles while maintaining a consistent aesthetic.





# HYPRO INSERTS

Accent and general lighting are offered in a variety of different inserts, with a wide choice of optics and lumen packages.



# DRAW YOUR LINE

Freely guide your system through the room thanks to the different L, T and X connectors. Connectors can include light sources with seamless integration.

# HYPRO AT THE OFFICE

HYPRO provides top-quality lighting for challenging spaces like work environments. It can be customized with different lighting solutions, including RICO reflectors for efficient, glare-free lighting, MAGIQ for direct and zoned illumination, and the option to add indirect lighting for a pleasant atmosphere.

RICO



MAGIQ





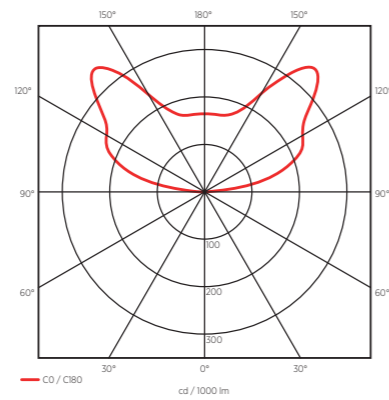
## PETER ANDRES' STAND-ALONE HYPRO-F


HYPRO-F, designed by Peter Andres, stands next to your workspace. This efficient and glare-free office lighting system enables to adjust the light beam in a seamless transition between direct and diffuse lighting without changing the light output.



# AMBIENT LIGHTING FOR HUMANS

PROLICHT's BATWING LENS enhances lighting possibilities with uniform distribution. Compatible with Tunable-White inserts for human-centric projects. It can be featured in HYPRO-X, HYPRO-F, and HADI luminaires.





**INVADER**



# INVADER



The INVADER family offers versatile lighting options with a modern aesthetic. You can achieve your own style, focused, wall-wash, and indirect, by configuring it. It's adaptable with recessed, surface, wall, or suspended mountings.

# A DOWNLIGHT TO STAND OUT

The geometric INVADER pieces seamlessly blend with interior design. They can be tailored to enhance or discreetly fit any space. PROLICHT offers customization in application, size, shape, and color, ideal for retail or residential projects.






# GREAT RANGE, GREAT LIGHTING



**RECESSED:** Framed or bezel-free, the recessed variants of this family excel, delivering specific high-quality lighting options.



**MINIATURIZED RECESSED:** The INVADER MICRO-DOT, along with a 44 mm version, has been designed to enhance the presence of lighting and abstract the concept of the piece.



**INVADER SEMI ON:** Available in round shape with the same diameter as the Surface version.



**INVADER SURFACE:** Available in round or square shapes. Its high-quality housing has endless color combinations. Coordinated light beam for creating different lighting moods.



**INVADER SUSPENDED:** Available in round or square shapes with the same measurements as the Surface version.

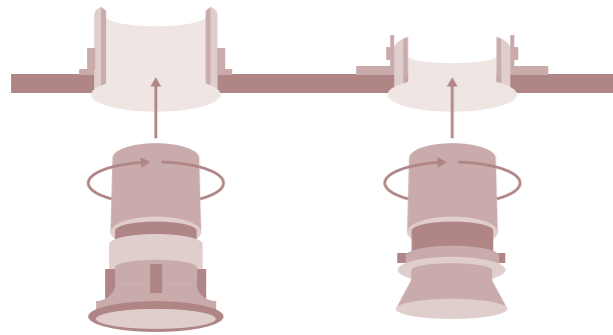


**INVADER WALL:** Up and down lighting.

## EASY TOOL-FREE MOUNTING

The INVADER downlight allows easy removal for recessed access. Its tool-free mounting simplifies installation and integrates well into interior design. The INVADER offers easy detachment with a small mounting bezel, and the frameless version has a click system for the same purpose.

Also available in IP65 version, ideal for bathroom installation.





## MATCH YOUR LIFESTYLE

INVADER is a container of light, whose presence and features can be customized to pair with your lifestyle. This luminaire is a versatile and stylish addition to any residential space, covering all the current situations in living spaces and matching your idiosyncrasy.


# SLIDER



# SLIDER




## SLIDER



SLIDER is our compact 60mm-wide, 76mm-high luminaire that ensures hassle-free installation. Equipped with removable platforms, slide out to connect, slide in to discreetly conceal. Our revolutionary tech simplifies system connection with cleanliness and ease



# PICK YOUR EXTRAORDINARY LIGHTING



SLIDER offers versatile diffuser options catering to various lighting needs in surface, suspended and free-standing.

## LIGHTING OPTICS

**OPAL:** Smooth and defined light distribution.

**MICROPRISM:** Controls glare in high ceilings.

**GLARE CONTROL:** Ample light without causing glare.

**RASTER:** Discrete light points for maximum visual comfort, ideal for high-demand environments like workspaces.

## ASYMMETRICAL

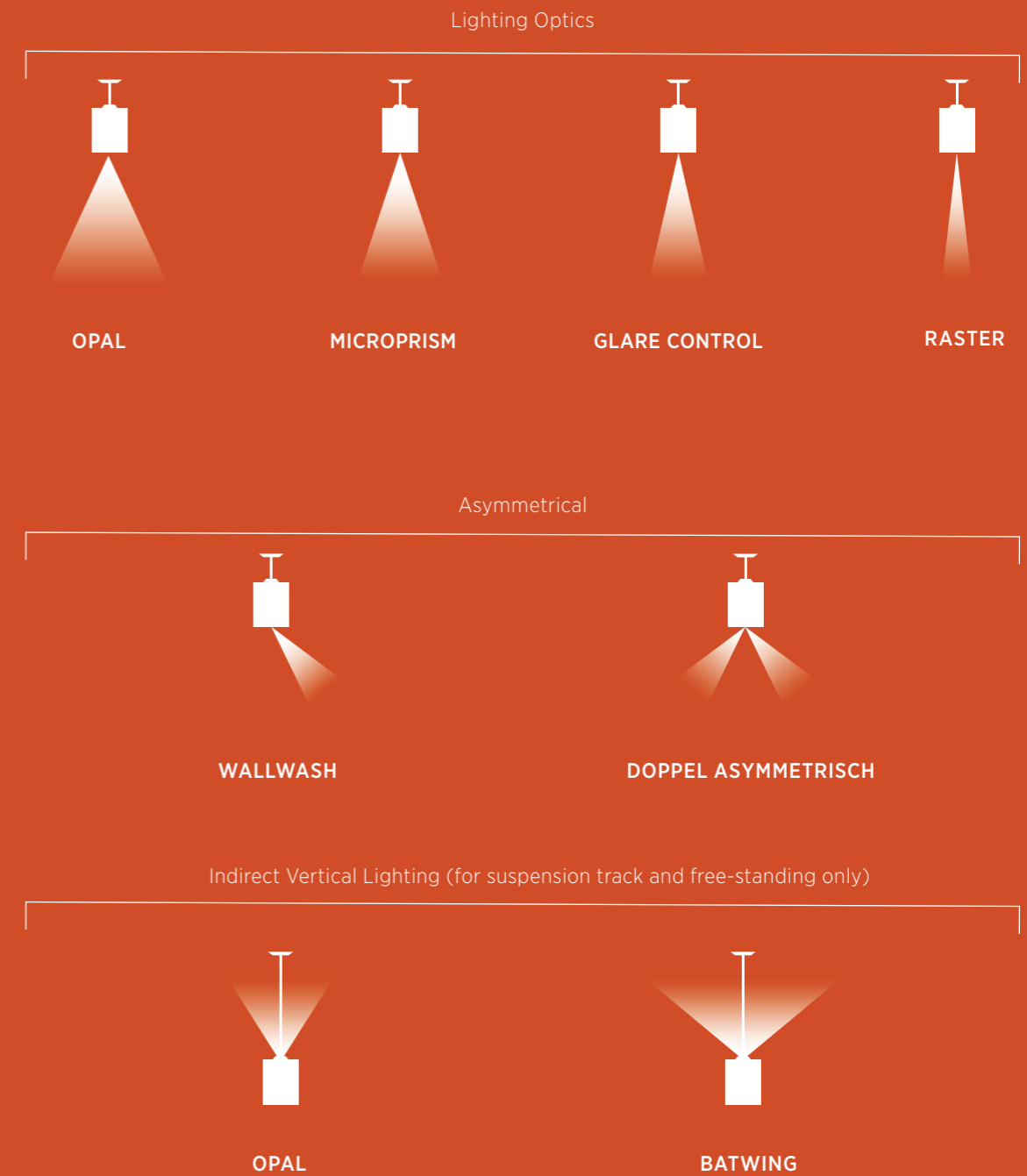
**WALLWASH:** Directs a smooth, even beam of light sideways.

**DOUBLE ASYMMETRIC:** Projects light in both directions, creating an attractive play of shadows.

INDIRECT VERTICAL LIGHTING (for suspension track and free-standing only)

**OPAL:** Smooth and defined light distribution.

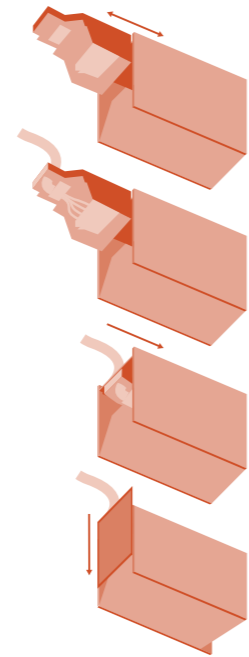
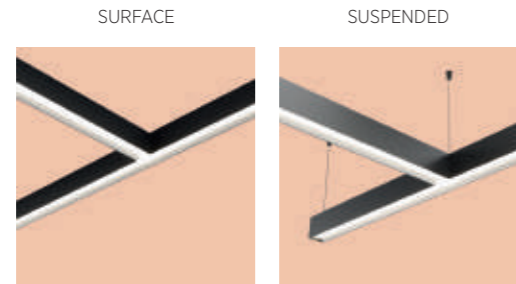
**BATWING:** Wide ceiling illumination.



# DRAW YOUR LINE!


Slide in, slide out! Our revolutionary tech simplifies system connection for quick, manual, and satisfying installation. Easily access the power unit by sliding it from one end. Join tracks effortlessly for infinite compositions in your interior space using different L, T, and X modules.

This allows for endless possibilities in creating light lines and special shapes, giving designers the freedom to craft unique and customized lighting solutions with ease.



# UNLOCKING VERSATILITY WITH SLIDER LIGHTING


SLIDER's cutting-edge design makes it the perfect choice for an array of projects. From dynamic commercial spaces like offices, retail stores, and hotels to the comfort of residential settings in homes and apartments, SLIDER seamlessly adapts. Whether you seek focused task lighting or a vibrant atmosphere, SLIDER fulfills your lighting needs with its versatile options, ensuring every space is illuminated with precision and style.





# THE CODE

# THE CODE



## THE CODE

by Tom Dixon



THE CODE is a unit of light that has its own language to communicate light independently or within a complex system. This outstanding luminaire synthesizes Prolight's technical lighting engineering with Tom Dixon's unique design, creating a new way of understanding lighting.





## TOM DIXON'S ORIGINAL DESIGN

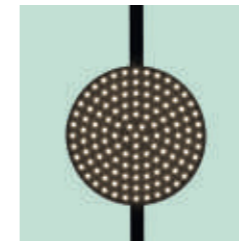
Tom Dixon's signature design references three geometrical shapes: the circle, the square, and the line in a system that combines functionality with a playful yet raw approach to lighting. According to the designer himself, "these shapes form the basis that allows us to create infinite possibilities for designing graphic lighting sculptures".




CODE DASH



CODE DOT




CODE GRID



# THE LIGHTING SCULPTURES

While CODE's LED boards serve as units, architects and specifiers can creatively craft bold sculptures using strips, chains, and towers. With MINIMAL TRACK and CODE elements as building blocks, Tom Dixon designed iconic PROLICHT sculptures: three stand-alone luminaires, a suspended chandelier in three sizes, and a wall-surface decorative lighting explosion.

THE CODE EXPLOSION DOT



THE CODE TOTEM DOT



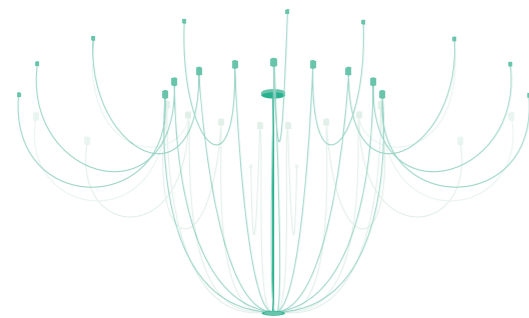
THE CODE BEACON DOT




THE CODE BEACON GRID




THE CODE CHANDELIER




THE CODE SCREEN DOT



THE CODE SCREEN GRID





## TRANSFORM SPACES

The versatility of THE CODE system is boundless, as it is entirely customizable. Tom Dixon's designs seamlessly integrate into the space as artistic and dramatic sculptures or as ad hoc designs. They can fit into residential spaces, gently providing indirect or general lighting.

Moreover, they can integrate barriers in the space and fulfill high vertical spaces with their dramatic presence.





**GHOST**

T20HG

# GHOST



GHOST luminaires radiate brilliance with a minimalist, timeless design. Their diffusers create a uniform glow, projecting light in all directions for functional illumination. The aluminum frame seamlessly connects to suspensions, emphasizing the pure form of the lit source. Versatile and simple, GHOST allows for both functional configurations and stunning compositions.





## THE GHOST FAMILY

**BILO:** A captivating minimalist glass sphere, BILO emits an immersive glow in vibrant colors through its semi-translucent finish. When suspended, it uniformly illuminates with a delicate milky finish diffuser.

**BUNGA & FINO** in the GHOST family feature effective minimalist designs with aluminum backbones supporting PMMA diffusers, with cylindrical and prismatic shapes. Personalization options and various finishes for aluminum end caps add allure. BUNGA PLUS introduces a captivating aluminum ring with a colored center diffuser for a unique, customizable lighting experience.



# CHAOTIC OR ORGANIZED

In ordered and isolated configurations, GHOST reveals its elegant and understated aesthetics. However, in chaotic compositions, it takes on an impressively artistic character. When combined with BILO, it can create playful compositions infused with a touch of color, crafting an immersive and appealing ambiance.





## FUNCTIONALITY AND ORIGINALITY IN VERTICAL SPACES

The GHOST FAMILY is valued in distinct ways, influenced by how it's interpreted and positioned in architectural settings. Whether employing the profiles BUNGA & FINO or the spherical BILO, these elements offer opportunities to define spaces, utilize vertical areas, and adorn with precision. Particularly beneficial in hospitality and public spaces, these luminaries contribute both functionality and unique expression.



OIKO  
PRO



OIKO  
PRO

# OIKO PRO



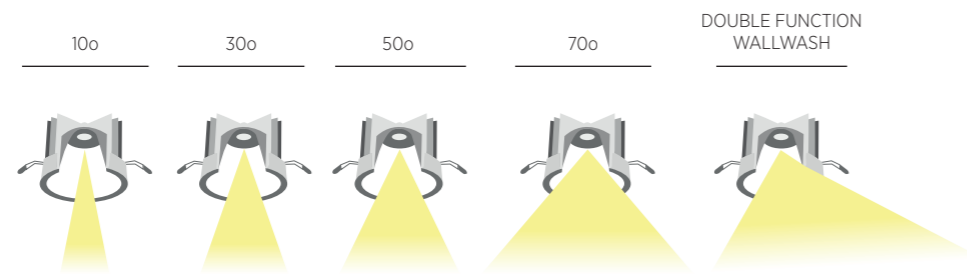
Exceptional light quality in a compact design. Ideal for uniform, glare-free lighting in retail and office spaces, these versatile LED downlights seamlessly fit into ceilings with minimal installation depth, offering plenty of options for various applications.



SHOE PERFECTION  
since 1923

# THE OIKO FAMILY

OIKO offers versatile lighting solutions with recessed, surface-mounted, and suspended options, suitable for track and standalone installations. The OIKO family maintains a consistent and cohesive aesthetic across all mounting options, even as it is divided into ROUND and SQUARE shapes.



# CONTROL & QUALITY OF THE LIGHT BEAM

OIKO PRO utilizes advanced optical technology to provide precise beam angles (10°, 30°, 50°, 70°, wall wash with downlight function), ensuring pure lighting in each case. Even in the specific and unique WALLWASH reflectors that deliver vertical and downward illumination the performance is remarkable. The reflector is especially designed for multiple light-colors COB's to guarantee perfect mixing of both light-colors.






## RESTYLING THE OIKO PRO


OIKO PRO SLIM represents a refined evolution of the family's spotlight, achieved by reducing the diameter of its cylindrical body.

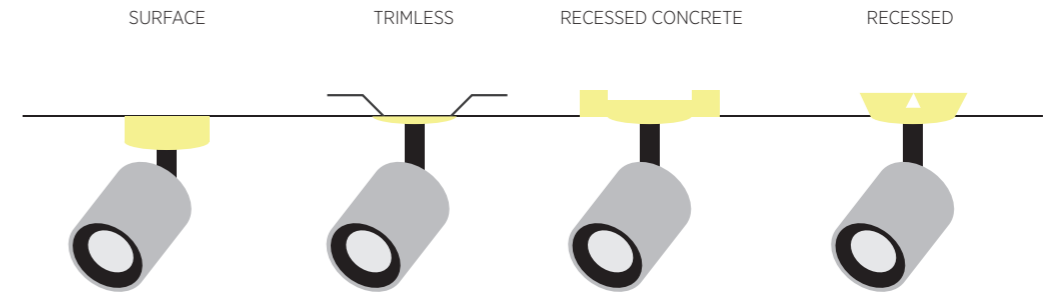
Consequently, the luminaire is transformed into an exceptionally slim and stylish spotlight, ensuring a visually sleek perception of the lighting product.

RECESSED



SURFACE





## LIGHTING VERSATILITY FOR HOMES AND RETAIL SPACES

OIKO luminaires stand out for their versatility, making them perfect for both residential and commercial environments. The OIKO IN projectors bring spotlight illumination anywhere with their adaptable canopies.

The combination of OIKO family products ensures coverage for all lighting needs, delivering exceptional quality in every application.

**GRAVITY**





# GRAVITY




An innovative system for lighting creatives to craft unique suspended luminaires. Enjoy complete freedom to design exceptional configurations, drawing graphic patterns on the ceiling for clusters, ergonomic layouts, or three-dimensional arrangements. Design it your way!






# G-BOARD COMPOSE YOUR ARRANGEMENT


G-BOARD merges function and beauty using its plug system to combine various luminaires into a single panel. Craft your masterpiece with inserts—resembling floral arrangements—featuring Tom Dixon’s MELT or PROLICHT’S SNOOKER, BILO, and HANGOVER designs for endless possibilities.



# DRAW YOUR GRAPHIC COMPOSITION


Highlighting geometry or combining in fluid compositions, G-BOARD panels inspire creativity with hexagonal and circular shapes. Each panel can be equipped with a range of 4 to maximum 8 light fittings.





This system features GRAVITY LIFT, offering the freedom to change the height within a certain range, enabling the creation of spatial compositions that can easily evolve over time.

## PLAYFUL CONFIGURATION





## G-BOARD FOR STUNNING SPACES

G-BOARD, particularly with GRAVITY LIFT, excels in adaptability for evolving layouts, making it an ideal choice for dynamic spaces like lobbies and restaurants with diverse ceiling heights. Meanwhile, G-BOARD MINI shines in isolated applications, introducing beauty and decoration to home settings


## G-BOARD MINI YOUR EXPRESSION IN AN ARRANGEMENT

Light bears witness to time, and G-MINI evidences your personal expression in a unique arrangement of four suspended luminaires. Independent and pre-designed, it's your ready-to-install mark.





**SNOOKER**

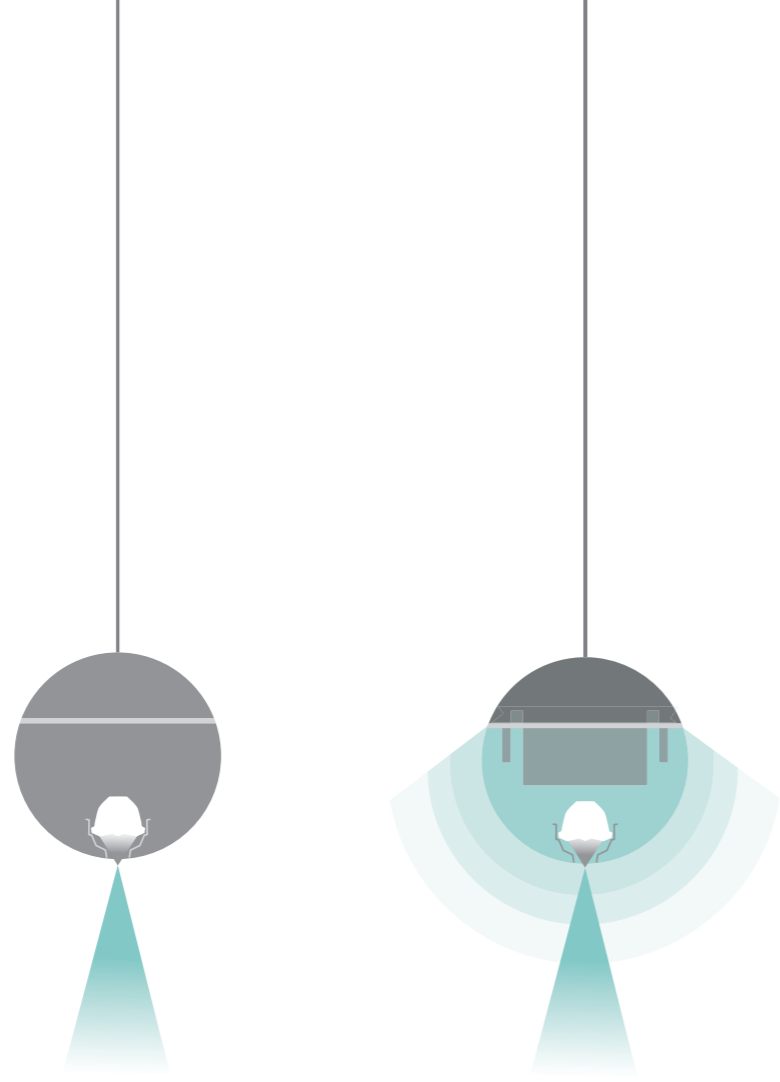


# SNOOKER



SNOOKER is a spherical spotlight beautifully suspended in space, adding a touch of grace and joy. Its decorative character is enhanced with innovative materials and colorful finishes. Its body hides a concealed spotlight within its core, providing glare-free lighting from beneath.





## LFO TECH: COMFORT AND QUALITY OF LIGHT

SNOOKER features advanced LFO lens technology for creating unique scenarios with a highly defined light beam. This patented lens efficiently directs light, creating a dramatic separation of lights and shadows for an original interpretation of space. With a beam angle of 32° and 58°, the lens ensures high visual comfort and a remarkably low UGR, enhancing the luminaire's versatility.

SNOOKER glass unique on the market, brilliance in combination with diffuse vertical light distribution. High intensity at the table and optimum facial brightness. The perfect luminaire for your dining table!



# SNOOKER VARIANTS

STANDARD



SHINE RING



METAL



GLASS



This mysterious piece boasts an eclectic aesthetic in SHINE, METAL, and GLASS finishes, each showcasing the luminaire's individual brilliance.

**SHINE RING:** A delicate and vibrant light ring punctuates the sphere, adding distinctive shape and subtle decorative brilliance in 6 unique colors.

**METAL:** Reflecting its surroundings with a polished metallic chrome finish, exuding quality and visual solidity.

**GLASS:** It combines sophisticated design with innovative artistic lighting. Through its opal glass body, SNOOKER GLASS gently diffuses light throughout the room.



# THE MAGIC IN SNOOKER:

Snooker gracefully adjusts to spaces with unexpected configurations, creating a dynamic lighting composition in environments such as lobbies, restaurants, and spaces with varying heights. GRAVITY LIFT system, available for G-Board and G-Channel, allows seamless and toolfree repositioning of its height within a range to adapt effortlessly to any situation with freedom and ease. The luminaire can be mounted in a variety of systems, also including the CLICKTRACK, MINIMALTRACK and HYPRO.





# CENTRIQ





CENTRIQ

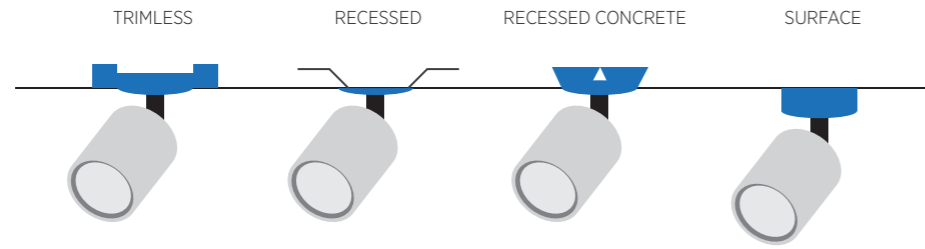
# CENTRIQ



With a consistent minimalist design, CENTRIQ models can be easily combined for uniform illumination. Additionally, they feature advanced lighting technology, providing general, accent, and wall-washing lighting for discreet yet optimal illumination.



4  
3  
2  
1  
0  
-

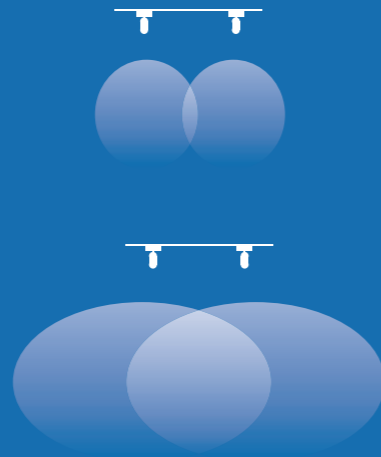


## THE NEW CENTRIQ FOR SPOTLIGHTING

Accent lighting can enhance any setting with CENTRIQ, available in both surface-mounted and recessed applications. These spotlights add greater versatility to the product family, enabling you to isolate and highlight specific details in each area.

# CENTRIQ FLEX: FROM FLOOD TO SPOT

The FLEX version enables easy adjustment of the beam angle, transitioning from a narrow 12-degree to a broad 45-degree projection using a single spotlight. This versatility proves invaluable in commercial or exhibition settings where precise light direction is essential, ensuring coverage from all angles.



# CENTRIQ IN: SPOTLIGHTING ON TRACK

CENTRIQ IN introduces the same technology in a revolutionary projector designed for the retail sector. Its wide range of designs for different systems makes it extremely flexible, suitable for either 3-phase track installation or the exclusive Prolicht 2LOOK4 50 track system.





## INTENSE DETAILS FOR UNIQUE SPACES

Create standout lighting effects with CENTRIQ projectors. Whether accentuating architectural features, illuminating artworks, or showcasing products, their spotlights craft well-defined scenes for unique spaces, adding depth and focus.



**ACOUSTIC**





# ACOUSTIC



From a human-centric design perspective, ACOUSTIC integrates lighting and sound absorbing functions to enhance indoor well-being. This fusion has resulted in innovative products aiming to create harmony and serenity, particularly in work and hospitality environments, where comfort and productivity are closely related.





## THE ACOUSTIC COLLECTION

In demanding environments like workplaces, specific lighting and sound solutions are essential. That's why we have developed a broad range of products that seamlessly blend various acoustic technologies with a variety of high-performance optics, aiming to address any challenge.



## COLOR MAKES THE DIFFERENCE

Our commitment to tailored color concepts enhances comfort and well-being. Combine PROLICHT COLORS palette with 32 textile hues in a single luminaire for creating distinctive pieces suitable for moody environments and global design concepts. Also, any colored tone can be applied under request.





## SUSTAINABILITY & INNOVATION

ACOUSTIC sound-absorbing textile is a sustainable material crafted from upcycled bottles, providing a flexible and high-performance absorbent fabric.

The use of this material helps reduce environmental impact.

# WELLBEING WORK

ACOUSTIC introduces a range of specialized lighting solutions, including focused options for workstations, anti-glare, general illumination, and indirect ambient lighting. These alternatives are designed to meet the specific demands of demanding work environments and public spaces, providing efficient solutions tailored to particular needs.





LIFE



3911

# LIFE

by Giampiero Peia, powered by Robonica



LIFE is more than just a luminaire; it embodies the sun in architecture.  
As a source of natural energy, it radiates light in perfect harmony  
with the vital needs of indoor plants.

## CONTROL THE CYCLE OF LIFE

Designed to allow you to replicate the circadian cycle in your plants using lighting, it has a luminous disc that you can manually rotate to recreate the five daily light phases. Adjust the disc and light temperature to simulate various solar positions, benefiting plant health and improving Window air quality.



# LIFE: SYMBIOSIS OF LIGHT AND NEW ARCHITECTURE

LIFE integrates a rotating disk with adjustable LED modules over a pot. Providing essential light for plant well-being and ambient illumination, it is suitable for diverse environments, enhancing human comfort.





## A UNIQUE INDOOR HOME OASIS

LIFE redefines indoor spaces by seamlessly blending nature and architecture, bringing sunlight to areas with scarce natural light. This luminaire-plant fusion establishes a symbiotic balance, creating an oasis that fosters a delicate connection with flora and aligns with the rhythms of the Earth in your own home.


## DESIGNED BY GIAMPIERO PEIA, POWERED BY ROBONICA

LIFE has been designed by Giampiero Peia, known for the versatility of Peia Associati studio, which tackles a wide range of design projects, and the support for the core technology development comes from Robonica, experts in the field of optimisation of light emission for plant growth in balance with comfort for humans.


The result is a timeless design with a sophisticated core, suitable for domestic environments, offices, public and commercial spaces, buildings for healthcare, well-being and education.



# SIGN



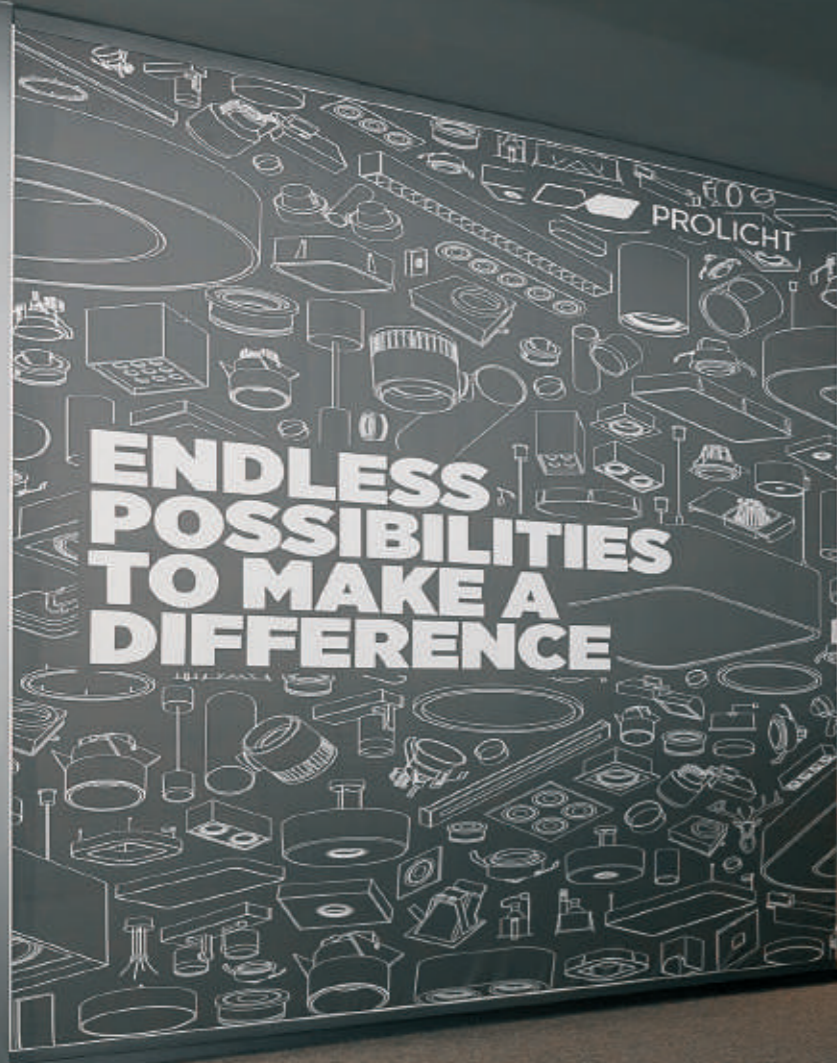
# SIGN



## SIGN



SIGN redefines general lighting through an innovative approach to the classic ceiling fixture, offering innovative details in its construction, functionality, perceived value, and lighting quality.





## LIGHT & FORM IN A UNIQUE LUMINAIRE

SIGN is a luminaire with an elegant and timeless aesthetic, whose design perpetuates harmony between light and form.

**BODY:** Aluminum body and bezel. SIGN features tool-free 180° adjustment in suspension versions, with a canopy that automatically covers and secures locking. The disk moves up to 90° with a precise STEPLESS HINGE.

**OPTICS:** Advanced PCB board design.

**OPAL DIFFUSER:** Homogeneous light transition for general lighting.

**MICROPRISMATIC COVER:** Glare-free light with optimum UGR value for workplaces.

**SPARKLING SECRET COVER:** Sophisticated sparkling effect with excellent light transmission for hospitality.

**VINTAGE INDUSTRIAL DIFFUSER:** Honeycomb prismatic for a dynamic lighting effect based on viewing angle.

## TYPES OF SIGN

SIGN has a variety of mounting each with a distinctive and captivating feature.

**TRIMLESS & RECESSED:** A circle of uniform light, reminiscent of an architectural skyline. The bezel-mounted features a thin, elegant framing.

**SURFACE:** This flat cylinder enhances a colored profile, and the DIVA version, slightly separated from the ceiling, adds depth with subtle indirect lighting.

**SUSPENSION:** Wide and stunning, SIGN hangs with innovative mechanisms. DIVA can have strings or a single pole in the TUBE version for suspension. SIGN DIVA DANCER and FLEX can move on each axis at their front, respectively.





## BIG SPACES, SIGN FOR THIS

SIGN is a luminaire that elegantly and subtly provides general lighting in a space. Adding captivating color details, it creates an interplay of colors that is truly distinctive. This adds a special value to large public spaces or hospitality environments.

## DETAILED COLORING

SIGN has infinitely customizable details that transform this elegant luminaire into a unique piece.

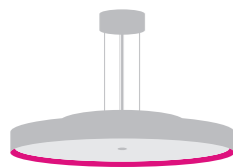
**KORONA EFFECT SHINE:** a playful glowing ring around the diffuser available in 6 colors.

**KORONA EFFECT FRAME:** a touch of color inside the frame that enhances the set-back diffuser within the luminaire.

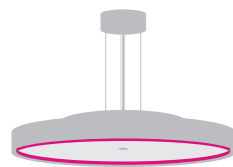
**CENTRAL SUSPENSION COLORED WIRES:** power cables available in 5 different colors.

**SOFT COLORFUL AURA INDIRECT LIGHTING:** The AURA effect directs light upward, offering a choice of 6 integrated colored diffusers to create depth.

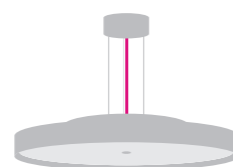
KORONA  
EFFECT SHINE



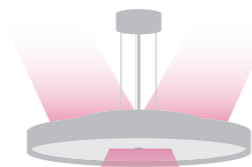
KORONA  
EFFECT FRAME



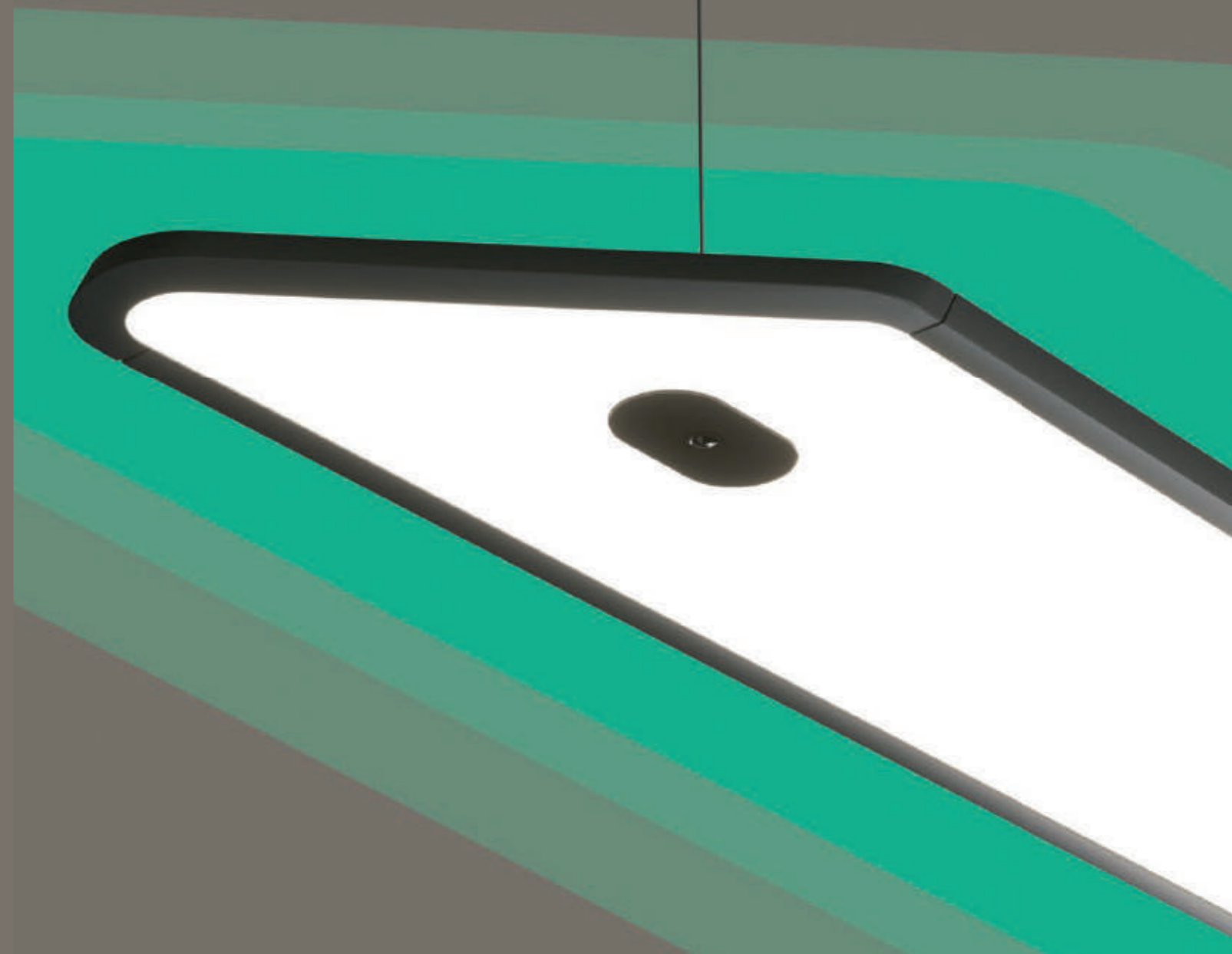
CENTRAL SUSPENSION  
COLORED WIRES




SOFT COLORFUL AURA  
INDIRECT LIGHTING



# HADI




# HADI



## HADI

by Hadi Teherani



Contemporary architecture inspired Hadi Teherani to create a disruptive design for office lighting. HADI was prized with the German Design Award in 2022. HADI sets a new paradigm for workspaces, creating synergies between design and technology to deliver high-performance diffuse lighting.






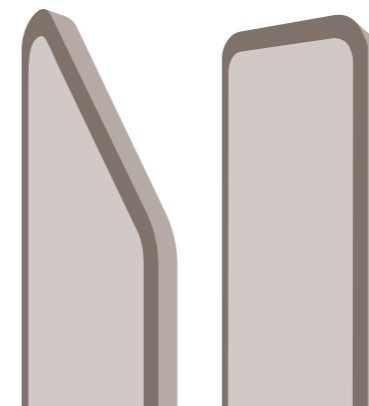
# HADI: 2X SHAPES & 2X MOUNTINGS

HADI-M and HADI-Q represent the two profile SHAPES, catering to diverse interior design needs. This profile is versatile, adapting its function to various installations, including suspended, ceiling-mounted, or as an insert for the HYPRO system. Also, HADI features gentle indirect lighting to enhance the ambient space.

## SMART SENSOR CONTROL


It can feature a sensor for adjusting settings based on changing light conditions.

A single HADI with this sensor can automatically dim other luminaires with DALI, and in standalone mode, it's managed with the included remote control.



# LIGHTING FOR WORKAHOLICS



The versatile HADI family offers perfect lighting solutions for every office project, adapting seamlessly to diverse spaces and applications, from small offices to open-plan networks.



GERMAN  
DESIGN  
AWARD  
WINNER  
2022

## HADI TEHERANI'S VISION


Hadi Teherani designed an office luminaire that could create a "perfect atmosphere" in any environment, according to his own words. By conceiving the luminaire as the synthesis of architecture and design, Hadi Teherani's vision has succeeded in redefining the concept of lighting profile for workspaces.




# CLICKTRACK



CLICKTRACK




CLICKTRACK



Colorful, playful, versatile, customizable, adaptable, easy, safe, multifaceted, pleasant, rigorous, defined. The CLICKTRACK can be anything you want.

This is the most customizable and performative low voltage track that you are about to discover.






## BEYOND IMAGINATION: COLORFUL AND POWERFUL

If you think a 48V track only provides convenient voltage, you're far from reality. Our track system goes beyond, allowing a burst of colors—all PROLIGHT COLORS palette—to be applied, along with a variety of resourceful inserts. This transforms your dream track into a standard and fast-delivered product you'll love.

BILO



SNOOKER



HANGOVER



MELT



LED LINE



CENTRIQ IN



MAGIQ 4



# UNRESTRICTED INTERIOR DESIGN EXPERIENCE

CLICKTRACK can be an experience on its own. You can create a system that runs all over your interior design with no restrictions. Anything that comes to your mind can be suited with the freedom of composition of this versatile track, thanks to its tool-free easy mounting and directional corners.

# CHANGING SCENARIOS

Residential and hospitality settings change over time, presenting a challenge for lighting installations to adapt to new scenarios that may require a different type of lighting. CLICKTRACK proves to be the best ally, offering a wide range of lighting solutions and easily adapting to any need.





## 3 TRACKS

The recessed version is presented as a narrow and clean line, while the surface and suspension variants exhibit a geometric appearance. These three mounting options provide flexibility for placing the track in various architectural situations.

RECESSED 25



RECESSED 50



SURFACE 30




SUSPENDED 30




A black track lighting system is shown against a bright yellow background. The track is a long, thin black bar with three cylindrical spotlights mounted on it. The spotlights are arranged diagonally from the top right towards the bottom left. The top-most spotlight is illuminated, casting a bright white glow. The middle spotlight is unlit and shows a copper-colored mesh grille at its opening. The bottom-most spotlight is also illuminated, casting a bright white glow. The text '2LOOK4' is printed in a large, purple, sans-serif font at the bottom of the image.

2LOOK4



2LOOK4

## 2LOOK4



2LOOK4 is an appealing linear system of extruded aluminum with a continuous design. Its elegant black path unifies all segments of general and spotlight lighting tailored for retail. The visual harmony and robustness make it a distinctive element in interior design, with the ability to extract its profile to create various geometric levels.





## 2LOOK4 20 CATCH ATTENTION

2LOOK4 is a powerful system that combines versatile general and spotlighting solutions tailored for various retail scenarios.

**2LOOK4 20** (230 V) features a minimalist 25mm-wide aperture, seamlessly integrating light into architectural spaces.




# 2LOOK4: VISUAL DISCRETION

2LOOK4 maintains the concept of a linear system, emphasizing visual discretion with two types of tracks tailored for retail settings:


**2LOOK4 50 PLUG** which integrates MAGIQ glare-free modules, with a tilting capability of 25° and the ability to be relocated without affecting their integration into the track.

**2LOOK4 50 TRACK** with a recessed profile, it offers a deep aesthetic with a black line, allowing for high lumen packages in spotlights.





**IMAGINE**



IMAGINE

# IMAGINE



IMAGINE is a spotlight designed to deliver exceptional performance, offering a variety of mounting options, sizes, and light beam angles. From general illumination to accent lighting, IMAGINE meets your diverse needs while maintaining a contemporary cylindrical shape.

# IMAGINE, PLENTY OF POSSIBILITIES

The versatile IMAGINE range is highly valuable in retail projects, where spotlighting plays a fundamental role in illuminating spaces and products, adhering to a hierarchical approach, such as providing background illumination and enhancing showcases.

The miniaturized IMAGINE MICRO variants are ideal for incorporating detailed spotlighting at home. These compact fixtures add layers to interior design, drawing attention to significant elements and bringing functionality to any corner.



# IMAGINE, YOUR PERFECT SPOTLIGHT

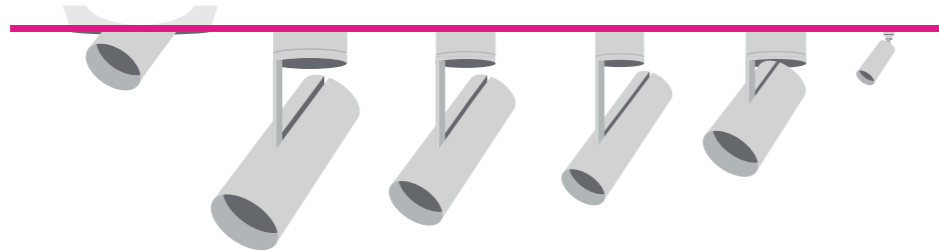
IMAGINE introduces an elegant projector suitable for all PROLICHT's track systems. Moreover, the range expands its applications with trimless, recessed, and surface-mounted fittings.

**SQUARE & ROUND:** Downlight version is available in two different fittings.

**FLEX:** Smoothly adjusts its beam angle from 14° to 48°, maintaining a consistent aesthetic.

**MICRO AND MICRO DOT:** Miniaturized spotlights, an engineering craft of luminaires.

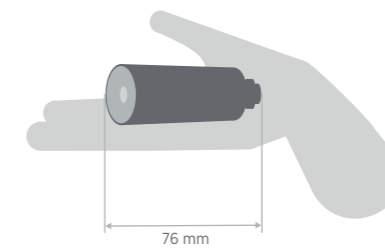
The sleek and modern spots feature a distinctive articulated arm, providing 350° adjustment and 90° tilting.






## MINIATURIZED SPOTLIGHT

Tiny lights that enchant any space with slender diameters of 35 mm and 23 mm, the IMAGINE MICRO are discreet luminaires that offer a subtle touch of miniaturized design. Customizable components in various colors ensure seamless integration into diverse settings, with tailored configurations for plasterboard or concrete ceilings and two distinct ceiling openings, providing unmatched versatility and elegance.





**MAGIQ**



# MAGIQ



MAGIQ, a lighting marvel, blends cutting-edge tech, efficient lighting with minimalism. Its tiny lights seamlessly integrate, letting architecture speak. This downlight transforms illumination into a magical visual experience, accentuating details with exceptional glare-free lighting, distinctive visual comfort, and nearly imperceptible light source concealment.



DIE KÄLTEPOL GRUPPE

RE  
Irech

# OH OH OH IT'S MAGIQ!

MAGIQ smoothly integrates into diverse lighting applications, including recessed luminaires, surface-mounted options, and track systems, demonstrating its versatility and elegance in crafting distinctive and appealing environments.

Our downlight, in each mounting, has an in-house-designed reflector for uniform illumination with a 21° cut-off, minimizing glare. MAGIQ includes reflectors with beam angle options of 8°, 18°, and 34°, while the MAGIQ PRO version offers 10°, 30°, 50°, and 70°.

MAGIQ offers optional LFO lenses with patented TIR technology, providing glare-free downlight with 21° and 38° beam angles.



## KINDS OF MAGIQ

**MAGIQ:** Precision-engineered aluminum housing ensures flawless heat management, available in MAGIQ 2, 2x2, 4, and 8 configurations for recessed and trimless mounting. Patented reflectors and a mirrored screen ensure glare-free lighting.



**MAGIQ WALLWASH:** Despite its size, MAGIQ captivates with 20mm-extending RDB reflectors for a uniform wall glow. A sleek, removable cover in white and black perfects this luminaire.



**MAGIQ HOLLOW WALLWASH:** A petite housing with eight MDB-W reflectors, flush-mounted at 3 mm, guarantees near-invisible integration. Patented reflectors and a mirrored screen ensure glare-free lighting.



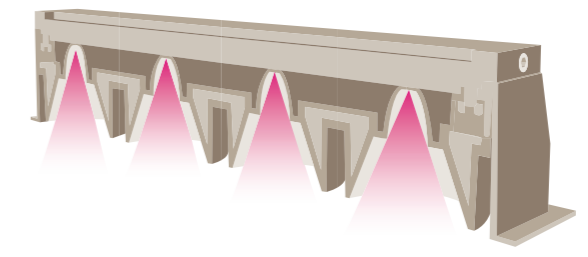
**MAGIQ PRO:** is the ultimate lighting design tool for professionals. The modular design of the product allows endless configuration options. Each light module can be interchanged even during installation to achieve the desired lighting scheme. MAGIQ PRO includes premium optics, high performance in all variations, a range of fixtures, and adaptability to any setting.





# WHERE THE MAGIQ HAPPENS

MAGIQ's versatility shines in any setting. This miniaturized downlight, equipped with cutting-edge glare-free technology, effortlessly illuminates residential spaces with superior comfort. In public areas, it captivates with subtle, scenically impactful lighting, cleverly concealing its light source.



## KORONA CONE

Each MAGIQ spot can be enhanced with colored KORONA CONES in PROLICHT colors, creating a vibrant effect without influencing the light color. Choose the black screen in any combination for the best visual comfort.




**BIONIQ**



**BIONIQ**

BIONIQ



Designed for specific lighting demands, BIONIQ offers high performance with millimeter precision in lighting adjustments. A top choice for lighting designers, it excels in easy handling, powerful light output, and accurate illumination.





## TYPES OF BIONIQ

Effortless downlight with powerful, precise illumination in square and rounded shapes.

**COMFORT:** The LED is set-back for enhancing visual comfort.

**ADJUSTABLE:** Select the tilting angle of the luminaire, allowing for 30° in the adjustable version and 10° in the semi-adjustable one.

**DEEP:** Recessed unit at a 50 mm setback, installed on an elevated and special housing.


ADJUSTABLE




PINHOLE



WALLWASH



DEEP COMFORT



DEEP

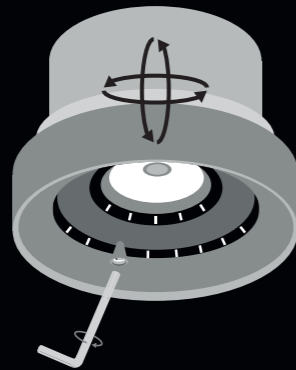


# ACCURATE LIGHTING

BIONIQ incorporates ideal features for retail lighting, providing lighting designers with maximum control to create specific lighting scenarios.

**CONCENTRIC ADJUSTMENTS:** Rotate and tilt recessed LED spotlights simultaneously using the EAS (Encapsulated Adjustment System) for versatile positioning with 355° rotation and 30° tilt.

**PRECISION LIGHTING:** Effortlessly adjust the spotlight angle for accurate and detailed illumination, guided by luminaire markings indicating exact degree angles.





**MECANIQ**





# MECHANIQ



MECHANIQ is a downlight with a swivelling rotation feature, designed for professional lighting in retail settings.



## SIMPLIFYING SHOP LIGHTING

As a flexible solution for dynamic environments, MECHANIQ effortlessly adjusts the direction of light to suit ever-changing spatial dynamics. This adaptability is particularly beneficial in retail settings, ensuring a neat and organized ceiling layout while effectively illuminating every corner of the room with the MECHANIQ swivelling engine.



MECHANIQ simplifies professional shop lighting with flexible recessed spots for easy use.

The product family offers three groups in SQUARE and ROUND designs, with options for RECESSED, TRIMLESS, and DOUBLE version.

**COMFORT:** Setback unit at 30 mm (M) and 48 mm (L), enhancing visual comfort with 30° tilt and 355° rotation.

**EFFICIENCY:** Unit efficiently outputs lighting with 22° tilt and 355° rotation.

**DEEP:** Set-back unit at 40 mm, maximizing glare reduction, exclusively available in size M.

## TYPES OF MECHANIQ





**G L O R I O U S**



# GLORIOUS



GLORIOUS emerges as an extraordinary luminaire that, with lines of light, sketches imposing geometric figures in large architectural spaces. Its shapes, with softened vertices, lend continuity and coherence to the design, imparting a unique identity. GLORIOUS not only illuminates, but also accentuates the synergy between architecture and lighting.





GLORIOUS stands out as a tailored to space luminaire. With variable diameters of up to 5,4 meters, two width options, and a rich PROLICHT COLORS palette, these luminaires provide a dynamic canvas for the creation of intertwined installations.

## UNIQUE ILLUMINATION

## TYPES OF GLORIOUS

GLORIOUS is available in four shapes corresponding to basic geometric forms: GLORIOUS (Circular), QUANTUM (Quadrangular), and VICTORY (Triangular).

This luminaire offers three mounting options: recessed, surface-mounted, and suspended, featuring slim profiles for a subtler visual impact. Additionally, it can be equipped with indirect lighting when suspended.

Customized lighting solutions and special shapes in various sizes can be tailored upon request.

GLORIOUS SLIM



GLORIOUS



QUANTUM



VICTORY





## LIGHTING BIG SPACES

GLORIOUS illuminates vast public areas, adding a cutting-edge touch with its glossy and technological appearance, thanks to its ability to create intricate light circuits within architectural spaces. Furthermore, when suspended, it fills large vertical spaces with three-dimensional sculptures.



**SUPER-G**



# SUPER-G



SUPER-G is born to emphasize the synergy between architecture and lighting. It allows the designer to draw light lines freely, akin to a freehand sketch, crafting unique shapes with straight lines, curves at various angles, and intersections.





## UTMOST CREATIVITY OF A LUMINAIRE

SUPER-G concept make it an outstanding element for creative spatial design. Its versatility enables dynamic flow definition, pathway tracing, environment delineation, or architectural enhancement. Used independently, interconnected, or continuously configured, SUPER-G extends lighting possibilities beyond imagination's bounds.



## LIGHT FOR HUGE SPACES

SUPER-G crafts luminous flows that define expansive spaces, imparting a sense of order and personality through light. This infinitely versatile lighting system allows you to experiment with unique forms, illuminating every corner of any public space.

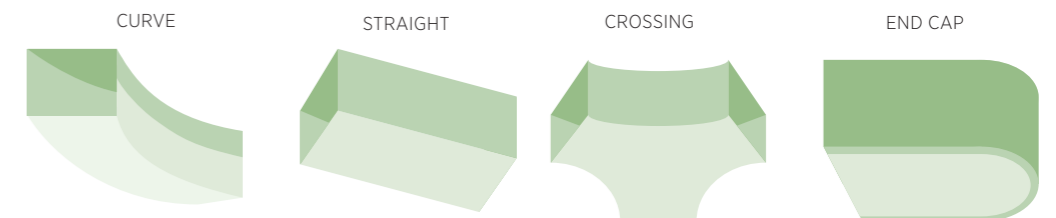





## THE SUPER-G SYSTEM

The system offers versatile mounting options: recessed, surface-mounted, or suspended. It incorporates a reflector and two diffusers on its front to achieve uniform and efficient lighting. The profile, customizable in any PROLICHT color, accommodates indirect lighting for more pleasant environments.

SUPER-G & SUPER-G SLIM are composed of CURVE AND STRAIGHT modules, and the SUPER-G also allows CROSSING and END CAP modules.





**SMOOTHIE**



SMOOTHY

# SMOOTHY



SMOOTHY luminaires, inspired by clouds, cast a soft lighting from above, enhancing spaces with voluminous, playful shapes. Their characteristic yet minimalist aesthetic brings a harmonious touch to interior design, elegantly illuminating public spaces with a gentle glow.

## UNIQUE IDENTITY AT THE OFFICE

SMOOTHY luminaires offer versatile fitting options—trimless, recessed, surface-mounted, or suspended—tailoring to diverse interior design preferences.

Ideal for office lighting, SMOOTHY provides efficient illumination with options for a uniform opal diffuser or glare-free microprism screen.



Gentle curves and precisely defined edges:  
The SOFT EDGE DESIGN offers designers an organic shape with wide flexibility. The interplay between soft lines and bold contours enables the lamp to seamlessly blend into a wide range of interior designs even in its squared or oval shape.

## SOFT EDGE DESIGN





**DELIGHT**

# DELIGHT

## DELIGHT



DELIGHT is a wall mounted luminaire with whimsical shapes casting dramatic light on corridors, stairs, and pathways. Its integrated body visually transcends, forming a colorful symphony with customizable finishes. Technological sophistication optimizes lighting uniformity, elegantly transforming spaces.



# CHOOSE YOUR JOYFUL WALL-WASHING LIGHT

## RECESSED MOUNTING:

**GOO!** A classic geometrically faceted aperture that can illuminate independently or cast light for floor washing.

**LOLLIPOP:** A playful dot available in SQUARE or ROUND shapes that can project either thin or wide beams of light onto the floor.

**STRING:** A vertical or horizontal line that seamlessly integrates with the architectural surroundings, emitting versatile beams of light, either wide or thin, onto the floor.



## TRIMLESS MOUNTING:

**ONLY LIGHT:** This illumination mimics a bright architectural opening on the wall. It can be installed flush with the floor or elevated from it, seamlessly blending with the overall design.





## ARCHITECTONIC LIGHT FOR SAFE SPACES

The refined accent lights of DELIGHT enhance security by providing impeccable guidance in dark spaces, seamlessly blending function and design. Whether in homes or public areas, DELIGHT transforms wayfinding into an enchanting journey, elevating safety with style.



**IDAHO**

# IDAHO



Crafting infinite lines of light, the exceptionally flexible longitudinal profile lighting system in the IDAHO family offers extensive creative possibilities for various lighting scenarios.

# OHAIDI



# IDAHO, MORE THAN A LINE OF LIGHT

IDAHO is a versatile profile system, integrating light and architecture, available in three widths for walls, ceilings, or corners.

**RANGE:** 3 sizes (40-75-100-mm) with diverse mounting options, also functioning as a system or standalone fixtures.


**UNIFORM LIGHT:** Ensure efficiency and uniform light lines with reflector and opal diffuser. The microprism screen minimizes glare for enhanced visual comfort.

**COLOR:** Frames, housing, suspension canopy can be finished in all PROLICHT COLORS.

# BRING ARCHITECTURAL LIGHT

Blending both functional illumination and visual enhancement, it emphasizes the architectural lines, volumes, and transitions, making it the ideal companion for general lighting in any public spaces.






**GROOVE**



# GROOVE




GROOVE boasts a unique design with vibrant colors, breaking away from the ordinary with organic inner arches. Aluminum profiles and the iconic slightly curved diffuser define GROOVE luminaires.



# IMPACTFUL DESIGN

**GROOVE TRIMLESS AND RECESSED** gracefully illuminates expansive spaces with its impact-resistant design and domed diffuser. The rounded aluminum end cap seamlessly integrates, giving the illusion of a linear light running across the ceiling.

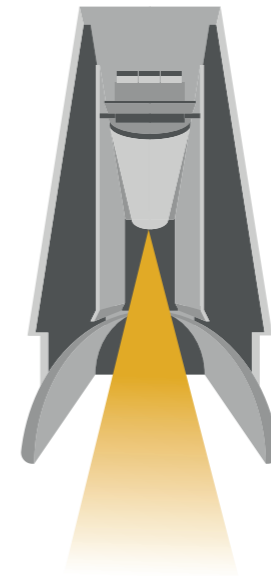
For **GROOVE SURFACE** and **SUSPENSION**, thoughtful housing and reflector color combinations create focused lighting moods while maintaining light color integrity in the stunning **PROLICHT COLORS** for the **KORONA EFFECT**.






## UNIQUE ILLUMINATION

GROOVE's 40 mm deeply recessed OPAL diffuser ensures high visual comfort in residential or working spaces with a distinctive profile and uniform illumination.





DICE




# DICE



DICE boasts a distinctive character, featuring strictly quadratic and cubic luminaires that create striking lighting moods and three-dimensional effects.





## GEOMETRY AND COLOR

A square embracing a circle or a cube enclosing a cylinder, this piece exhibits a simple yet impactful and detailed design.

Each component can be colored to accentuate the beauty of the geometrical elements that define the DICE family.



# A PURE ELEMENT TO ANY INTERIOR DESIGN

The appealing wall-mounted DICE serves as a stunning addition to interior design, making it a powerful visual element suitable for various purposes, from homes to restaurants or hospitality environments.

## LIGHTING SOLUTIONS

DICE addresses various lighting needs, including mainly glare-free downlighting but also wall-washing with the CAVE fixture, and indirect up and down lighting in its wall-mounted version.

SURFACE



WALL



CAVE WALLWASH



CAVE TRIMLESS






**NEVERENDING**



# NEVERENDING



With NEVERENDING, light becomes an integral architectural element, illuminating the space simultaneously. It extends endlessly, accentuating the volumes and geometry of the room by running through the wall.





## SOFT INDIRECT LIGHTING

Wall-mounted, this double-emission lamp directs light both upwards and downwards, pleasantly illuminating the space. Its rays become a minimalist yet fascinating source of indirect lighting. It highlights their soft effect when seamlessly integrated or enhanced with personalized finishes.



# LIGHT AS GUIDANCE


These lights are perfect for spaces with ceiling constraints, whether due to low ceilings or no electrical connections. NEVERENDING extends boundlessly, offering custom lighting, making it an ideal luminary for guiding through extensive pathways in any hospitality building.



The image features a minimalist interior setting. On the left, a tall, thin black floor lamp stands against a dark grey wall. It has a single horizontal light fixture at the top. To its right, a second floor lamp is positioned, featuring a black stem and a large, square, illuminated light fixture with a yellow and black decorative band. A vertical yellow stripe runs down the center of the image, separating the two lamp areas. In the foreground, the text '@WORK' is displayed in a large, white, sans-serif font. The '@' symbol is stylized with a thin white outline. The background is a dark grey wall and floor, creating a modern, professional atmosphere.

@WORK

WORK @



@WORK



@WORK references an archetypal desk lamp, combining two simple geometrical shapes to create a high-aesthetic and functional floor lamp designed for working environments. @WORK is a stand-alone office luminaire with soft shaped rectangular head, featuring clever lighting technology.

# CORPORATIVE LAMP

Each of the three parts of @WORK – head, spine, and base – can be customized with the PROLICHT color palette, creating a highly personalized stand-alone lamp with great decorative character to complement corporate colors or contrast in a space.





## EFFICIENT WORKSPACE ILLUMINATION

Boasting extraordinarily low-glare illumination, low UGR values, and high-efficiency LED technology, @WORK ensures a comfortable and efficient workspace. Its head features micro-prism technology for enhanced glare suppression.

## SENSO DIM


@WORK can be equipped with a built-in sensor, the SENSO DIM, which automatically detects presence and adjusts the lights accordingly or dims the lamp according to daylight



PI2



PI<sup>2</sup>



Though simple in shape, the PI<sup>2</sup> is versatile in components, performance, and applications. It can be surface-mounted with an ultra-thin frame or recessed using the KORONA FRAME for added visual comfort, available in all PROLICHT COLORS.



## FRAME IT YOUR WAY

The PI² offers options for surface mounting with an ultra-thin frame or colorful recessed installation using the KORONA FRAME, enhancing visual comfort. Choose any PROLICHT COLORS for the visible trim.



## EVEN LIGHTING

The high-quality lighting from its efficient PCB LED board and opal diffuser ensures even distribution, creating an inviting atmosphere for work and social gatherings.

**EDITOR**

Filippo Bettinzoli

**TECHNICAL SUPPORT**

Robert Karacic

**VISION, CONTENT, ART****DIRECTION, GRAPHIC****DESIGN AND LAYOUT**

RMN VISUAL STUDIO

**RENDERING**

MOZING STUDIO

**PRINTING**

ARTEGRAF SG

**VERY SPECIAL THANKS**

Salva Baixlaigua

Borja Alcarria

Brian Ginés

Ediciones Simtac

Team Prolicht

**IN-PLACE PHOTOGRAPHY**

Roland Halbe

Germán Cabo

Eugeni Pons

Rubén P Bescós

Héctor Rubio - Images

Positive

Mayte Piera

Simón García - Arqfoto

Javier Bravo

Adrián Mora

Fran Álvarez

Akito Goto

Christoph Kraneburg

Lichtwerte Frankfurt Gmbh

Aitor Ortiz

Shannon Mcgrath

Christian Flatscher

Armin Kuprian

George Apostolidis

Dominik Berg

**ACKNOWLEDGEMENTS**

Max Norz

Brandshoot

Drömmeri

Garnica Miguelena

Linadela Interior Design

Bsod Raum

Coronado+Somoza

Silk Gallery

Notaría Salvador García

Guardiola

Mariví Aras Studio

Harris + Kurrle Architekten

Gpy

Mathias Klotz, Santiago De

Chile/Cl + Edgardo Minond

Studiomda

H4a Gessert + Randecker

Generalplaner

Nieto Sobejano Arquitectos

Eep Architekten Zt-Gmbh

Toyo Ito, Tokyo

Mangado Y Asociados

Nieto Sobejano Arquitecto

Ensamble Studio

Mansilla Y Tuñón

Vimarvi Arquitectura

Rodes Arquitectura &amp;

Diseño

Estudio Antonio Salinas

Estudio 2EIL

Cicerone Group

Destudio Arquitectura

Sanjuan Frasquet Archi-  
tectos

Gallardo Llopis Arquitectos

Laura Yerpes Estudio

Gallardo Llopis Arquitectos

Estudio Cano

Hotel Torre Del Remei

Bea Portabella

Sede Europastry.

Catalan/Orte

Relojería Corello

Alfons&amp;Damian

Bodegas Lozano

Nicola Tremacoldi

Marcos Catalán

Enhebra

Vic Projects

Bram Restaurante

Enue

Estudihac

Restaurante Ladon Tenerife

Ideas Interiorismo Vivienda

Inhaus

Nideker

Pepe Cabrera

Restaurante Wakame Street

Food

Ruben Muedra

Bosdegas Murviedro

Idai

Vicente Picó

Frutinter

Arquum Arquitectura

Ac Architecture

Antonio Salinas

Murcia Arquitectos

Cerveró Obras

Cosín Estudio

Odone

Moiz

Álvaro Navarro Studio

Vicente Vidal

Rgb Arquitectos

Mariví Aras Estudio

Notaría Salvador García

**Guardiola****Estudio 2e11**

Shimizu Corporation

Field Four Design Office

Light Design Inc

Joachim Grothus

Simon Fischbacher

Gonzalo Carro

Ignazio Fernandez

Bieffe

Aedas Singapore

Inhabit Hong Kong

Woods Bagot

Sinclair Knight Merz

Lichthaus Remagen

Ing. Arch. Lubor Sladký

Formstadt

Mandarin Oriental Hotel

Tabernig - Zierl Architekten

Novotel Luxembourg

Aem Lighting

Deakin Gars University

Unilever

Archivo Historico Bilbao

Lichtwerte Frankfurt Gmbh

Dormy Inn



**CONTACT**

PROLICHT GmbH | Austria  
6091 Neu-Götzens | Gewerbepark 9  
T +43 5234 33 499 | F + 43 5234 33 499 22  
info@prolicht.at | www.prolicht.at

**EDITION**

March 2024

