PROLICHT

10



MAKE IT YOURS

PROLICHT COLORS

00	ALUMINIUM NATURAL ANODISE
01	SPARKLING SILVER
02	BLACK VELVET
03	CRYSTAL WHITE
04	CREAMY
05	HAMPTON BAY
07	URBAN FOREST
08	IN THE ARMY
09	RUSTY ANGEL
12	FADE TO GREY
13	MYSTERIOUS GREY
15	LOST DREAM
16	PURPLE SKY
17	FRESH OH
18	FUNKY P.
19	KISSING APHRODITE
20	POSEIDON'S PARADISE
21	BLUE SKY
22	SPRING GREEN
23	MELLOW YELLOW
24	GOLDEN HEART
25	GUN METAL
26	CHAMPAGNE CREAM
27	COPPER MINE
28	ANCIENT BRONZE
29	JAZZ GOLD

RAL Classic or any other special color on request

FARBOPTIONEN
COLOR OPTIONS

- Einzufärbendes Leuchtenteil (F1)
  luminaire part to be colored (F1)
- Einzufärbendes Leuchtenteil (F2)
  luminaire part to be colored (F2)
- Einzufärbendes Leuchtenteil (F3)
  luminaire part to be colored (F3)
- Einzufärbendes Leuchtenteil (F4)
  luminaire part to be colored (F4)
- Einzufärbendes Leuchtenteil (F5)
  luminaire part to be colored (F5)

TECHNISCHE OPTIONEN
TECHNICAL OPTIONS

- Reflektorgrad-Auswahl
  reflector degree selection
- SHINE Ring
  SHINE ring
- integrierter SHINE-Ring mit Diffuser
  integrated SHINE ring with diffuser
- LED Lichtfarbe
  LED light color
- Indirekt-Diffuser
  indirect diffuser
- Direkt-Diffuser
  direct diffuser
- Farbauswahl: 3-Adapter
  color of 3-circuit adaptor
- Farbe: Abhängekabel
  color of suspension cable
- Länge: Abhängekabel
  length of suspension cable

Don't be like
the rest of
them



Gewidmet all jenen, denen Licht wichtig ist, die wissen, dass jeder Raum, jedes Objekt und jedes Projekt einzigartig ist. Für all die Kreativen und Gestalter, die jeden Tag etwas Neues und Außergewöhnliches schaffen wollen. Für alle, die die perfekte Stimmung und Atmosphäre inszenieren wollen. Frei von allen Zwängen oder Einschränkungen.

Dedicated to all those for whom light is important, who know that every room, every object and every project is unique. For all the creatives and designers who want to make something new and extraordinary every day. For all those who want to create the perfect mood and atmosphere. Free from any constraints or limitations.

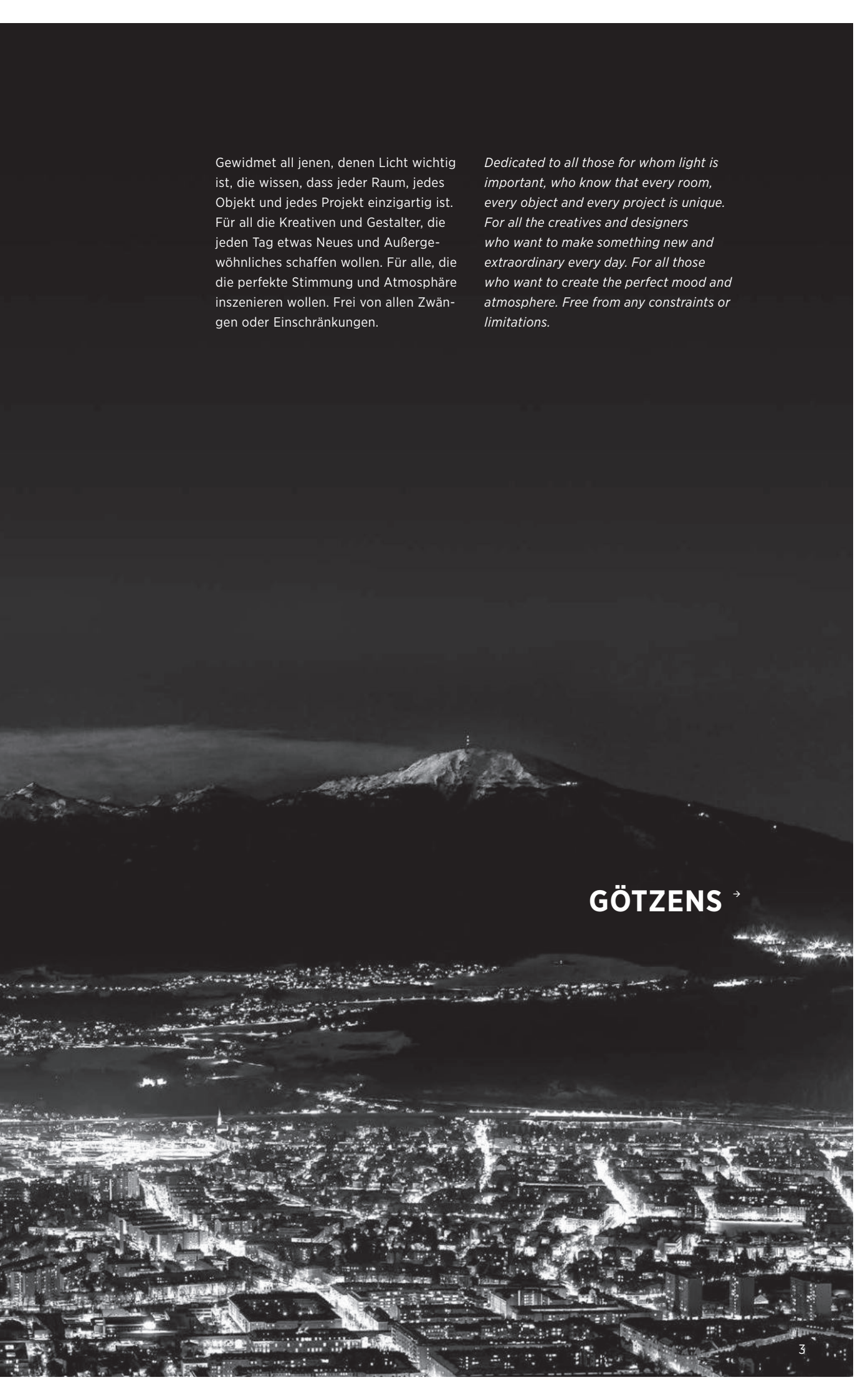

GÖTZENS →

PROLICHT MAKES A DIFFERENCE



Wer seinen anspruchsvollen Kunden maßgefertigte Produkte in High-Tech-Qualität verspricht, kann nicht irgendwo produzieren. Wir tun es dort, wo unser Herz schlägt und qualifizierte Techniker, Ingenieure und Designer zuhause sind. Mitten in Europa, im Herz der Tiroler Alpen.

Denn es sind ihre Fähigkeiten, die einen Unterschied machen. Und es sind ihre Qualitäten, die PROLICHT zu einem weltweit erfolgreichen Premium-Hersteller von architektonischen Beleuchtungskonzepten machen.

If you promise your discerning clients bespoke, high-tech, top-quality products, you can't have them made just anywhere. We manufacture our products in the place where our heart lies and where qualified technicians, engineers and designers call home: in the middle of Europe, in the heart of the Tyrolean Alps.

At the end of the day, it is their skill that makes the difference. And it is their expertise that has made PROLICHT one of the world's most successful premium manufacturers of architectural lighting concepts.



LIGHTMOSPHERE MAKES A DIFFERENCE





Nur für Sie und die Erfüllung Ihrer ganz besonderen Wünsche und Anforderungen produzieren wir ganz individuelle und maßgeschneiderte Lichtlösungen.
Gemacht zur Inszenierung perfekter Raumatmosphäre in der Architektur.

Lichtlösungen, die den Unterschied machen. PROLICHT

Especially for you and to meet your unique wishes and demands, we have created our range of individual and bespoke lighting solutions. Made to set the perfect room atmosphere to suit your architecture.

Lighting solutions that make a difference. PROLICHT



ENDLESS POSSIBILITIES TO MAKE A DIFFERENCE

WE ENABLE YOU TO

FULFILL YOUR DREAMS

Design-Träume werden wahr. Mit Lichtlösungen von PROLICHT sind Ihrer Kreativität keine Grenzen gesetzt. Angefangen von der Leuchtenform und Größe über frei wählbare Farben bis hin zu unterschiedlichsten Linsen- und Reflektortechnologien stehen wir von PROLICHT für eine unbegrenzte Anzahl an Möglichkeiten.

Möglichkeiten, die den Unterschied machen.

Make the design of your dreams come true. With PROLICHT lighting solutions, there are no limits to your creativity. Starting with the shape and size of the luminaire, through freely selectable colors to a great variety of lens and reflector technologies, we at PROLICHT are committed to providing you with infinite possibilities.

Possibilities, which make the difference.



WWW.PROLICHT.AT

CONFIGURATION MAKES A DIFFERENCE

Damit Leuchten einen bedeutenden Beitrag zur Raumgestaltung leisten können, brauchen Sie die Möglichkeit der uneingeschränkten Konfigurierbarkeit. Und wir von PROLICHT geben sie Ihnen. Bei all unseren Lichtlösungen.

Probieren Sie es aus und lassen Sie sich überzeugen, was es heißt, aus Millionen von Kombinationsmöglichkeiten, sein eigenes, maßgeschneidertes Produkt zu erstellen. Mit unserem einzigartigen 3D-Konfigurator.

Luminaires can play an important role in your room design, which means that you need to have unlimited configurability. And that's what we at PROLICHT can give you. With all our lighting solutions.

Try it out and see for yourself just what it means to create your own, tailor-made product from millions of possible combinations. With the help of our unique 3D configurator.

MAKE IT YOURS!



00 01 02 03 04 05

07 08 09 12 13

15 16 17 18 19

20 21 22 23 24

25 26 27 28 29

RAL Classic or any other special color on request




COLOR
MAKES A
DIFFERENCE



Einzigartige Farben und Oberflächen, endlos kombinierbar, lassen ein ganzheitliches, innenarchitektonisches Konzept stimmungsvoll abrunden oder gezielte Akzente setzen. Die 25 exklusiven PROLICHT-Farben überzeugen durch ihre einzigartige Oberfläche und sind ohne Aufpreis oder Verlängerung der Lieferzeit erhältlich. Und weil Kreativität bei PROLICHT keine Grenzen kennt, fertigen wir Ihre Leuchte auf Wunsch selbstverständlich auch in jedem RAL Classic Farbton.

Unique colors and finishes, with infinite combinations, enable a holistic interior design concept to be completed or certain highlights to be created. The 25 exclusive PROLICHT colors impress with their unique finish and are available without surcharge or extension of the delivery time. And because creativity at PROLICHT knows no limits, we can of course also manufacture your luminaire in any RAL Classic color on request.

25
COLORS


SHAPE
MAKES A
DIFFERENCE



In jeder Hinsicht gut in Form. Leuchten von PROLICHT können alles sein – ein markanter Blickfang, der dem Raum einen speziellen Charakter verleiht, oder eine minimalistische Lichtlösung, die sich nahezu unsichtbar in die Architektur einfügt. Einen besonderen Gestaltungsfreiraum bieten dabei unsere Systemlösungen. Maßgefertigte Formen an Decken und Wänden geben Räumen Struktur und den Menschen darin Orientierung.

In good shape in every respect. Luminaires from PROLICHT can be anything - a striking eye-catcher that gives the room a special character, or a minimalist lighting solution that blends almost invisibly into the architecture. Our system solutions offer particular freedom of design. Custom shapes on ceilings and walls give rooms structure and provide orientation for the people in them.

SIZE MAKES A DIFFERENCE

Die individuellen baulichen Voraussetzungen entscheiden nicht nur über die Anzahl an Leuchten, sondern oft auch über deren Größe. Viele Produkte aus dem Hause PROLICHT sind deshalb in unterschiedlichsten Größen bestellbar. Sie suchen nach speziellen Längen, Breiten, Höhen, Einbautiefen oder Durchmessern? Dann konstruieren und fertigen wir selbstverständlich auch Sonderlösungen.

The individual structural requirements determine not only the number of lights, but often also their size. Many PROLICHT products can therefore be ordered in a wide variety of sizes. Are you looking for special lengths, widths, heights, recessing depths or diameters? In that case, we can of course also design and manufacture special solutions.





ILLUMINATION MAKES A DIFFERENCE

Nur dank der unendlichen Gestaltungsmöglichkeiten, die modernste Beleuchtungstechnologien bieten, lässt sich die gewünschte Lichtstimmung und Raumatmosphäre erzielen. Von der Lichtfarbe über die Farbtemperatur bis zum Ausstrahlwinkel. Vom Diffusor bis zum Reflektor kann alles individuell mit den entsprechenden Leuchtkörpern kombiniert werden.

It is only thanks to the endless design options provided by state-of-the-art lighting technologies, that the desired lighting mood and room atmosphere can be achieved. From the light color through the color temperature to the beam angle. From diffuser to reflector, everything can be individually combined with the corresponding light fixtures.





PLAY. MAKE A DIFFERENCE

Viele Lichtlösungen von PROLICHT zeichnen sich durch ihre Modularität und damit flexible Veränderbarkeit aus. So lassen sich auch nach der Installation unterschiedliche Funktionen nutzen oder Lichtstimmungen verändern. Solche einzigartigen Möglichkeiten zur Veränderung bietet beispielsweise auch unser patentierter GRAVITY LIFT. Damit platzieren Sie das perfekte Licht immer genau dort, wo Sie es gerade benötigen – oder formen ganz einfach atemberaubende Lichtinstallationen!

Many innovative lighting solutions from PROLICHT are characterized by their modular design and thus their flexible variability. This means you can mix and match different modules and functions or change the lighting mood after installation. Such unique variation possibilities are also offered with our GRAVITY LIFT system, for example. The patented adjustment system for suspended lights enables you to place the perfect lighting wherever and whenever you need it - or simply to create stunning light installations!



INNOVATION MAKES A DIFFERENCE



PHOTO | ARMIN KUPRIAN

MAGIQ PRO

The masterpiece of configuration

Einzigartig in jeder Hinsicht ist der Gestaltungsspielraum, den MAGIQ PRO ermöglicht. Das innovative Einbau-Spot-System von PROLICHT verbindet modernste Lichttechnik mit maximaler Flexibilität in nur einer einzigen Einbaueinheit. In MAGIQ PRO finden anspruchsvolle Lichtplaner ein Multifunktionswerkzeug, individuell bestückbar mit bis zu vier Strahlern, die sich jederzeit verstellen und sogar einzeln austauschen lassen.

Unique in every aspect is the freedom of design, which you get with MAGIQ PRO. The innovative, recessed spot system from PROLICHT combines the latest lighting technology with maximum flexibility in a single fitting. In MAGIQ PRO, ambitious lighting designers will find a multifunctional tool that can be individually equipped with up to four spotlights, which can be individually adjusted and even replaced at any time.



MAGIQ PRO | 86
TRIMLESS



MAGIQ PRO | 314
RECESSED



PHOTO | HADI TEHERANI

My holistic approach has always taken me beyond the usual boundaries of creativity.

Hadi Teherani | Architect & Designer



HADI

Office lighting reinvented

Mit dem renommierten Architekten und Designer Hadi Teherani hat PROLICHT einen Partner gefunden, der die Möglichkeiten der Konfigurierbarkeit und maßgeschneiderten Produktfertigung von PROLICHT zu nutzen weiß. HADI – die neue Leuchtenfamilie trägt ganz selbstbewusst den Vornamen des Ausnahmetalents und markiert eine neue Benchmark im Bereich Office-Beleuchtung. Dabei stand für Hadi Teherani von Anfang an fest: Die neue Leuchte muss nicht nur technisch auf höchstem Niveau performen, sie muss auch in gestalterischer Hinsicht Konventionen brechen. Die optisch sportlich-dynamisch gezeichnete Leuchte ist hochgradig individualisierbar und bietet die Möglichkeit, passend zum Interiorkonzept ein Unikat zu schaffen. Zugleich überzeugt HADI mit einer hochwertigen Materialität und präzisen Fügungen. Ein einmaliges Zusammenspiel von Design und Technik.

Das Produktdesign von Hadi Teherani ist geprägt von innovativen Ideen, einer emotionalen Aussage und einer spezifischen architektonischen Formensprache. „Erst im atmosphärisch vollendeten Raum, in der Synthese von Architektur und Design wird aus einzelnen Fragmenten eine gelungene Komposition." erklärt Teherani. Zahlreiche internationale Preise und Auszeichnungen spiegeln den Erfolg von Hadi Teherani wider.

With the renowned architect and designer Hadi Teherani, PROLICHT has found a partner who knows how to use the possibilities offered by PROLICHT's configurability and tailor-made production. HADI, the new family of luminaires, is quite deliberately named after this exceptionally talented individual and sets a new benchmark in office lighting. For Hadi Teherani, it was clear from the start that the new luminaire would not only have to perform at the highest technical level, but would also have to break conventions in terms of design. The visually sporty, dynamically drawn luminaire is highly customizable and offers the opportunity to create a unique piece to match the interior concept. At the same time, HADI makes an impression with its high-quality materials and precise construction. A unique interaction of design and technology.

Hadi Teherani's product design is characterized by innovative ideas, an emotive statement and a specific architectural design language. "Through the synthesis of architecture and design, a successful composition can evolve to create an atmospherically perfect room," explains Teherani. Hadi Teherani's success is reflected in countless prizes and awards.



HADI SUSPENDED | 680



HADI SURFACE | 468



HADI INSERTS FOR HYPRO:
RECESSED | 398
SURFACE | 566
SUSPENDED | 762
HYPRO-X SUSPENDED | 780



PHOTO | BO ISMONO

It‘s our job to ensure that light makes people feel good.

Prof. Peter Andres | Lighting Designer



HYPRO-F

The next step in HCL

In einem agilen Innovationsprozess entwarf das mehrfach ausgezeichnete Lichtplanungsbüro PETER ANDRES LICHTPLANUNG mit dem Entwicklungsteam von PROLICHT einen neuen und revolutionären Typus einer Stehleuchte. Die Innovation der HYPRO-F steckt dabei im Detail: In dem schlanken Profil ist die neue Tunable Focus Technologie von PROLICHT integriert, die - ergänzend zum Prinzip des Human Centric Lighting (HCL) - erstmalig die individuelle und stufenlose Regelung des Licht-Charakters ermöglicht. Je nach Bedarf lassen sich gerichtete und diffuse Abstrahlung mischen, während die Lichtmenge in der Arbeitszone identisch bleibt.

Fuß, Rohr und Kopf der Stehleuchte haben Prof. Peter Andres, Bürogründer und Lichtdesigner des Jahres 2012 und 2016, und Prof. Katja Schiebler, Mitgesellschafterin des angesehenen Lichtplanungsbüros, aus dem erfolgreichen HYPRO-Profilsystem von PROLICHT abgeleitet.

Die Stehleuchte mit dem einprägsamen skulpturalen Look ist modular aufgebaut und kann individuell konfiguriert werden. Dabei ist HYPRO-F schlicht und zurückhaltend gezeichnet und fügt sich in viele Office-Architekturen ein. „Licht soll nicht stören, keine Aufmerksamkeit erregen, es soll einfach da sein, wo es gebraucht wird“, erklärt Prof. Andres seine Arbeitsweise. „Überall tragen Qualität und Art der Beleuchtung zur Wohlfühlatmosphäre bei.“

In an agile innovation process, the multi-award-winning lighting design company PETER ANDRES and the development team from PROLICHT developed a new and revolutionary type of floor lamp. The innovative quality of the HYPRO-F is in the detail: the slim profile integrates PROLICHT‘s new Tunable Focus technology, which - in addition to the principle of Human Centric Lighting (HCL) - enables the character of the light to be individually controlled for the first time. Depending on the situation, hard and diffuse light can be mixed while still providing the same amount of light.

The base, tube and head of the floor lamp were derived from PROLICHT‘s successful HYPRO profile system by Prof. Peter Andres, founder and lighting designer of the year in 2012 and 2016, and Prof. Katja Schiebler, partner in the prestigious lighting design company.

The floor lamp with its memorable sculptural look, is modular and can be configured individually. HYPRO-F is simple and restrained and fits into many office architectures. “Light should not disturb, more should it attract attention. It should simply be where it is needed,“ explains Prof. Andres with regard to his philosophy. “Everywhere, quality and type of lighting contribute to the feel-good atmosphere.“

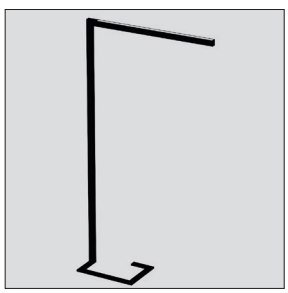

HYPRO-F 90 | 836

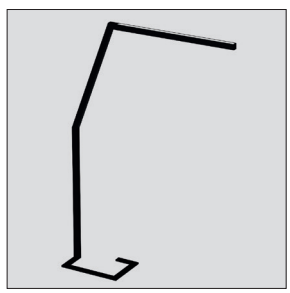

HYPRO-F 160 | 836

INDEX

ENDLESS POSSIBILITES TO MAKE A DIFFERENCE

1.0 RANDLOS | TRIMLESS

1.1 LEUCHTEN | LIGHTS | 33
1.2 STRAHLER | SPOTLIGHTS | 61
1.3 PROFILLEUCHTEN | PROFILE LIGHTS | 137
1.4 PROFILSYSTEME | PROFILE SYSTEMS | 147

2.0 EINBAU | RECESSED

2.1 LEUCHTEN | LIGHTS | 221
2.2 STRAHLER | SPOTLIGHTS | 265
2.3 PROFILLEUCHTEN | PROFILE LIGHTS | 375
2.4 PROFILSYSTEME | PROFILE SYSTEMS | 383

3.0 ANBAU | SURFACE

3.1 LEUCHTEN | LIGHTS | 421
3.2 STRAHLER | SPOTLIGHTS | 473
3.3 SCHIENENSTRAHLER | TRACK SPOTLIGHTS | 489
3.4 PROFILLEUCHTEN | PROFILE LIGHTS | 513
3.5 PROFILSYSTEME | PROFILE SYSTEMS | 529

4.0 PENDEL | SUSPENDED

4.1 LEUCHTEN | LIGHTS | 613
4.2 STRAHLER | SPOTLIGHTS | 695
4.3 PROFILLEUCHTEN | PROFILE LIGHTS | 721
4.4 PROFILSYSTEME | PROFILE SYSTEMS | 737

5.0 STEHLEUCHTEN | FREE-STANDING LUMINAIRES

5.1 STEHLEUCHTEN | FREE-STANDING LUMINAIRES | 831

ZUBEHÖR | ACCESSORIES & PROLICHT INFO

| 853



SNOOKER
MODELING YOUR SPACE



2LOOK4
SWISS ARMY KNIFE LIGHTING



IMAGINE
EVERYTHING IS POSSIBLE



MAGIQ
SOPHISTICATED INNOVATION



BIONIQ
NATURALLY TECHNICAL



INVADER
ENLIGHTEN YOUR COMFORT ZONE



SIGN
DON‘T BE A SQUARE



GLORIOUS
GEOMETRIC PROGRESSION

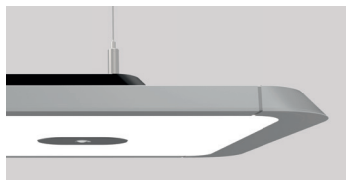

HADI
WORKING SPACE REDESIGNED



SUPER-G
DYNAMIC LINES



IDAHO
HIGH PROFILE



CLICKTRACK
SIMPLE YET POWERFUL



NEVERENDING
INFINITE SOLUTION



DICE
CUBICAL SEDUCTION

PRODUCT FAMILY OVERVIEW

25 FAMILIES TO MAKE A DIFFERENCE



CENTRIQ

MINIMALIST HI-TECH



MECHANIQ

STRAIGHTFORWARD AND EFFICIENT



OIKO

FOCUS OF ATTENTION



PI²

IT'S HIP TO BE SQUARE



SMOOTHY

SMOOTH LINES – CLEAR CONTOURS



GHOST

LIGHT BENDING SPACE



HYPRO

HYBRID FLEXIBILITY



GROOVE

YOU EITHER HAVE IT – OR YOU DON'T



DELIGHT

GUIDING THROUGH DARKNESS



@-WORK

DELIGHTFUL WORKSPACE



MINIMAL TRACK

FLEXIBILITY REDUCED TO THE MAX

1.1

RANDLOS TRIMLESS

LEUCHTEN
LIGHTS

1.1

RANDLOS | TRIMLESS
LEUCHTEN | LIGHTS

PI² › 34, 38

PI²
36

PI² WHITELINE
40

SMOOTHY › 42, 46

SMOOTHY
44

SMOOTHLINE
48

SIGN › 50

SIGN
52

SIGN CONCRETE
55

DELIGHT › 56



ONLY LIGHT
58



ONLY LIGHT DOWN
58

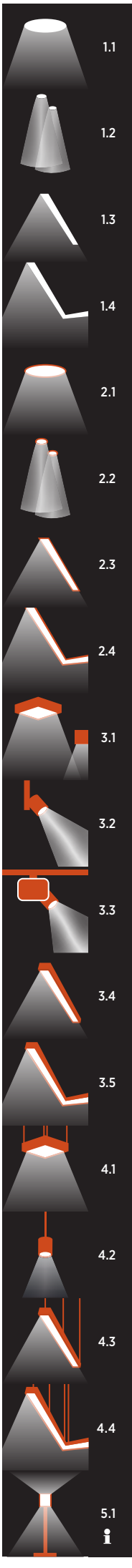

PI²
STANDARD







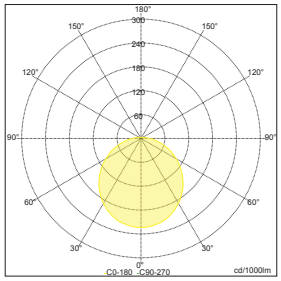

Sample:
ART. N° 11190, 4000 K, OPAL

Eine minimalistische Flächenleuchte par Excellence. Quadratisch gezeichnet und ohne sichtbaren Rand eingebaut ist PI²-Standard ein Allroundtalent. Die LED-Leuchte liefert eine homogene Lichtfläche für eine angenehme Allgemeinbeleuchtung. Wem PI² zu minimalistisch ist, nutzt den optionalen KORONA EFFEKT für den gewissen Farbakzent. Bei dieser Ausführung wird der sichtbare Einbaurahmen in einer von 25 PROLICHT-Farben gestaltet.

A minimalist panel light par excellence. With square design and installed with no visible edge, PI² standard is an all-round talent. The LED light provides a homogeneous light surface for a pleasant general lighting. If PI² is too minimalist for you, use the optional KORONA EFFECT for a certain color accent. In this version, the visible mounting frame is designed in one of 25 PROLICHT colors.

EASY MOUNTING FRAME



Der Montagerahmen wird mit der Decke verschraubt, verspachtelt und gestrichen. Die Leuchte wird erst danach eingesetzt und bleibt zur künftigen Wartung einfach zugänglich.

The mounting frame is bolted to the ceiling, filled and painted. The luminaire is then inserted and remains easily accessible for future maintenance.

FLEXIBLE CEILING THICKNESS

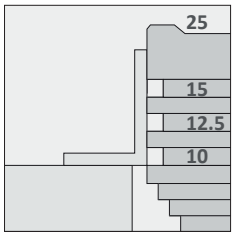

Der Montagerahmen ist in unterschiedlichen Tiefen erhältlich. Er eignet sich somit für den Einbau in Decken mit einer Deckenstärke von 10, 12.5, 15, 25 und 30 mm.

The mounting frame is available in different depths. It is therefore suitable for installation in 10, 12.5, 15, 25 and 30 mm deep ceilings.

TRIMLESS INTEGRATION

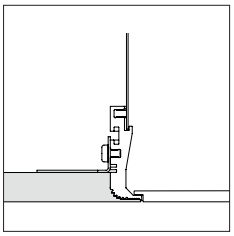

Der Diffusor sorgt für eine gleichmäßige Verteilung des Lichts und ist mit Ausfräsungen ausgestattet, die eine bündige Einbindung in die Decke ermöglichen.

The diffuser ensures an even light distribution and is equipped with cut-outs that allow a flush integration in the ceiling.

KORONA FRAME



In der Korona Ausführung ist der Diffusor nach hinten versetzt. Der randlos verspachtelte Rahmen wirkt wie ein - in die Decke geschobener - farbiger Würfel, der die Decke zum Tageslicht öffnet.

In the Korona version, the diffuser is offset upwards. The rimlessly filled frame looks like a colored cube pushed into the ceiling and opens the ceiling to daylight.

COLOR

◆ KORONA FRAME

RAL Classic or any other special color on request

SHAPE

DIMENSION				mm
200x200	300x300	370x370	600x600	

CEILING THICKNESS				mm
10	12.5	15	25	30

FEATURES

KORONA FRAME
25 COLORS

ON REQUEST

ADDITIONAL OPTIONS
INDIVIDUAL SIZES
SPECIAL COLOR TEMPERATURE
SPECIAL CONTROL OPTIONS
INDIVIDUAL CEILING THICKNESS
RGB | TUNABLE WHITE
INDIVIDUAL MOUNTING DEPTH
EMERGENCY LIGHTING
SPOT INSERTS
INSTALLATION FRAME FOR WOOD CEILINGS

OPTICS

CCT	COLOR TEMPERATURE
	3000 K
	4000 K

CONTROL
STANDARD ON | OFF
DALI DIM



MAKE IT YOURS!

CONFIGURE ONLINE:
PROLICHT.AT/PI



PI²

IP20 | incl. | 10|12,5|15|25|30 | 50/60Hz 220-240V | A++

DIMENSION MM	LED	WATT MAX.	LUMEN MAX.	CRI	ART.-NO STANDARD	ART.-NO DALI-DIM		TECHN. OPTIONS		
200x200 H: 180	3000 K	12.1	880	80	11600	11602				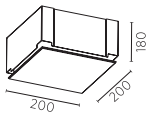
	4000 K	12.1	880	80	11610	11612				
									200 / 235 x 235	
300x300 H: 180	3000 K	10.1	850	80	11580	11582				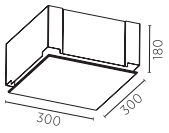
	4000 K	10.1	920	80	11590	11592				
									200 / 335 x 335	
370x370 H: 180	3000 K	12.4	1090	80	11140	11142				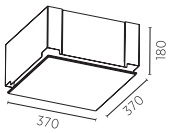
	4000 K	12.4	1130	80	11150	11152				
									200 / 405 x 405	
600x600 H: 150	3000 K	49.7	4350	80	11180	11182				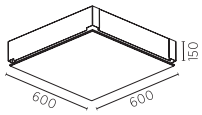
	4000 K	49.7	4500	80	11190	11192				
									180 / 635 x 635	



PHOTO: QUASARFOTO

Hinweise zu technischen Angaben auf Seite 893 | *Technical data are subject to our data policy on page 893*

MUSS-ZUBEHÖR > MUST-HAVE ACCESSORY		DIMENSION MM	ART.-NO	1-29	TECHN. OPTIONS			
	*EINBAURAHMEN RECESSING FRAME*	200x200 H: 45	11801		⬆		200 235 x 235	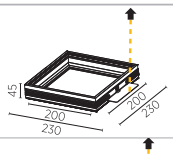
	*EINBAURAHMEN RECESSING FRAME*	300x300 H: 45	11802		⬆		200 335 x 335	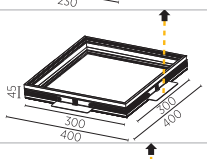
	*EINBAURAHMEN RECESSING FRAME*	370x370 H: 45	11803		⬆		200 405 x 405	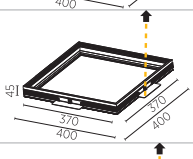
	*EINBAURAHMEN RECESSING FRAME*	600x600 H: 45	11804		⬆		180 635 x 635	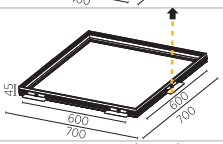
	*EINBAURAHMEN FARBIG COLOURED RECESSING FRAME*	200x200 H: 80	11901	◆	⬆		240 235 x 235	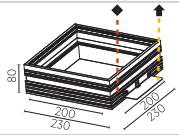
	*EINBAURAHMEN FARBIG COLOURED RECESSING FRAME*	300x300 H: 80	11902	◆	⬆		240 335 x 335	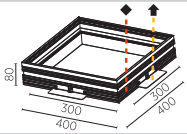
	*EINBAURAHMEN FARBIG COLOURED RECESSING FRAME*	370x370 H: 80	11903	◆	⬆		240 405 x 405	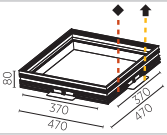
	*EINBAURAHMEN FARBIG COLOURED RECESSING FRAME*	600x600 H: 80	11904	◆	⬆		220 635 x 635	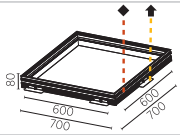
	*MONTAGEHILFE FÜR 1200X600/600X600 FRAME ALIGNMENT KIT*	615x35 H: 42	05-160					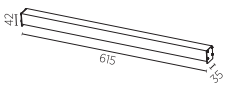
						CEILING THICKNESS	10 12 15 25 30 ⬆ 10 12.5 15 25 30	ORDER EXAMPLE: ⬆ **1180 - 10** 10 mm

PI²
WHITELINE



ARCHIVO HISTORICO, SPAIN | PHOTO: AITOR ORTIZ

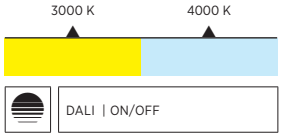

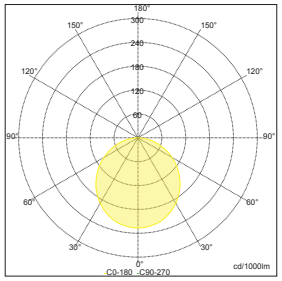

Sample:
ART. N° 11270, 4000 K, OPAL

Die randlose PI²-Whiteline überzeugt wie die quadratische PI²-Standard mit einem minimalistischen Look und einer homogenen Lichtfläche. Über ihre rechteckige Form – in sieben verschiedenen Formaten erhältlich – dient die LED-Leuchte gleichzeitig zur hocheffizienten Ausleuchtung von Arbeitsplätzen. Auch bei PI²-Whiteline bringt der optionale KORONA EFFEKT eine subtile Möglichkeit zur Farbgestaltung ins Spiel.

The borderless PI²-Whiteline is as impressive as the square PI² standard, with its minimalist look and a homogeneous light surface. With its rectangular shape - available in seven different formats - the LED luminaire also provides highly efficient workspace illumination. Also with PI²-Whiteline the optional KORONA EFFECT brings into play a subtle option for color design.

EASY MOUNTING FRAME



Der Montagerahmen wird mit der Decke verschraubt, verspachtelt und gestrichen. Die Leuchte wird erst danach eingesetzt und bleibt zur künftigen Wartung einfach zugänglich.

The mounting frame is bolted to the ceiling, filled and painted. The luminaire is then inserted and remains easily accessible for future maintenance.

FLEXIBLE CEILING THICKNESS

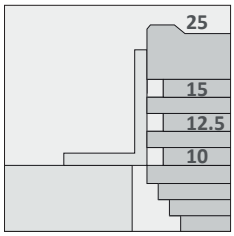

Der Montagerahmen ist in unterschiedlichen Tiefen erhältlich. Er eignet sich somit für den Einbau in Decken mit einer Deckenstärke von 10, 12.5, 15, 25 und 30 mm.

The mounting frame is available in different depths. It is therefore suitable for installation in 10, 12.5, 15, 25 and 30 mm deep ceilings.

TRIMLESS INTEGRATION

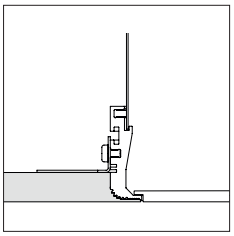

Der Diffusor sorgt für eine gleichmäßige Verteilung des Lichts und ist mit Aussfräsungen ausgestattet, die eine bündige Einbindung in die Decke ermöglichen.

The diffuser ensures an even light distribution and is equipped with cut-outs that allow a flush integration in the ceiling.

KORONA FRAME



In der Korona Ausführung ist der Diffusor nach hinten versetzt. Der randlos verspachtelte Rahmen wirkt wie ein - in die Decke geschobener - farbiger Quader, der die Decke zum Tageslicht öffnet.

In the Korona version, the diffuser is offset upwards. The rimlessly filled frame looks like a colored cuboid pushed into the ceiling, opening the ceiling to daylight.

COLOR

◆ KORONA FRAME

RAL Classic or any other special color on request

SHAPE

DIMENSION mm

600x195	900x195	1200x195	1500x195
	600x300	1200x300	1200x600

CEILING THICKNESS mm

10	12.5	15	25	30

FEATURES

KORONA FRAME

25 COLORS

ON REQUEST

ADDITIONAL OPTIONS

- INDIVIDUAL SIZES
- SPECIAL COLOR TEMPERATURE
- SPECIAL CONTROL OPTIONS
- INDIVIDUAL CEILING THICKNESS
- RGB | TUNABLE WHITE
- INDIVIDUAL MOUNTING DEPTH
- EMERGENCY LIGHTING
- SPOT INSERTS
- INSTALLATION FRAME FOR WOOD CEILINGS

OPTICS

COLOR TEMPERATURE

3000 K

4000 K

CONTROL

STANDARD ON | OFF

DALI DIM



MAKE IT YOURS!

CONFIGURE ONLINE:
PROLICHT.AT/PI



PI² WHITELINE

IP20 | incl. | 180 | 10|12,5|15|25|30 | 50/60Hz 220-240V | A++

DIMENSION MM	LED	WATT MAX.	LUMEN MAX.	CRI	ART.-NO STANDARD	ART.-NO DALI-DIM		TECHN. OPTIONS	
600x195 H: 165	3000 K	19.1	1430	80	110-1150	110-1152			
	4000 K	19.1	1570	80	110-1160	110-1162			
									635 x 230
600x300 H: 165	3000 K	24.9	1940	80	11160	11162			
	4000 K	24.9	2010	80	11170	11172			
									635 x 335
900x195 H: 165	3000 K	28.7	2340	80	110-1170	110-1172			
	4000 K	28.7	2570	80	110-1180	110-1182			
									935 x 230
1200x195 H: 165	3000 K	38.3	3120	80	110-1190	110-1192			
	4000 K	38.3	3420	80	110-1200	110-1202			
									1235 x 230
1200x300 H: 165	3000 K	49.7	4350	80	11240	11242			
	4000 K	49.7	4500	80	11250	11252			
									1235 x 335
1200x600 H: 165	3000 K	99.4	8690	80	11260	11262			
	4000 K	99.4	9010	80	11270	11272			
									1235 x 635
1500x195 H: 165	3000 K	47.8	3890	80	110-1210	110-1212			
	4000 K	47.8	4280	80	110-1220	110-1222			
									1535 x 230

MUSS-ZUBEHÖR > MUST-HAVE ACCESSORY		DIMENSION MM	ART.-NO	1-29	TECHN. OPTIONS		
	EINBAURAHMEN RECESSING FRAME	600x195 H: 45	11810				180 635 x 230
	EINBAURAHMEN RECESSING FRAME	600x300 H: 45	11805				180 635 x 335
	EINBAURAHMEN RECESSING FRAME	900x195 H: 45	11811				180 935 x 230
	EINBAURAHMEN RECESSING FRAME	1200x195 H: 45	11812				180 1235 x 230

Hinweise zu technischen Angaben auf Seite 893 | *Technical data are subject to our data policy on page 893*

MUSS-ZUBEHÖR > MUST-HAVE ACCESSORY		DIMENSION MM	ART.-NO	1-29	TECHN. OPTIONS			
	*EINBAURAHMEN RECESSING FRAME*	1200x300 H: 45	11807		⬆		180 1235 x 335	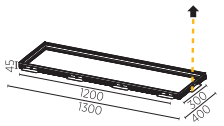
	*EINBAURAHMEN RECESSING FRAME*	1200x600 H: 45	11808		⬆		180 1235 x 635	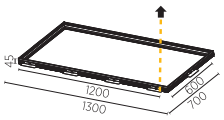
	*EINBAURAHMEN RECESSING FRAME*	1500x195 H: 45	11813		⬆		180 1535 x 230	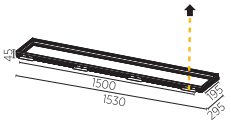
	*EINBAURAHMEN FARBIG COLOURED RECESSING FRAME*	600x195 H: 80	11910	◆	⬆		220 635 x 230	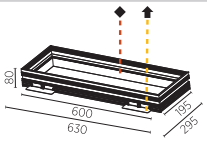
	*EINBAURAHMEN FARBIG COLOURED RECESSING FRAME*	600x300 H: 80	11905	◆	⬆		220 635 x 335	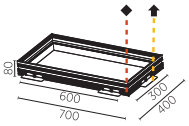
	*EINBAURAHMEN FARBIG COLOURED RECESSING FRAME*	900x195 H: 80	11911	◆	⬆		220 935 x 230	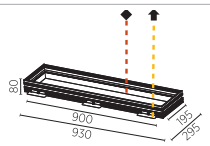
	*EINBAURAHMEN FARBIG COLOURED RECESSING FRAME*	1200x195 H: 80	11912	◆	⬆		220 1235 x 230	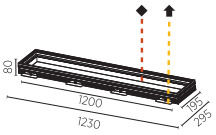
	*EINBAURAHMEN FARBIG COLOURED RECESSING FRAME*	1200x300 H: 80	11907	◆	⬆		220 1235 x 335	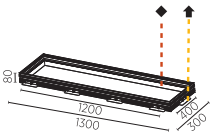
	*EINBAURAHMEN FARBIG COLOURED RECESSING FRAME*	1200x600 H: 80	11908	◆	⬆		220 1235 x 635	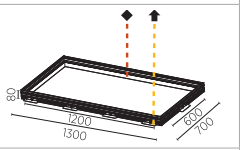
	*EINBAURAHMEN FARBIG COLOURED RECESSING FRAME*	1500x195 H: 80	11913	◆	⬆		220 1535 x 230	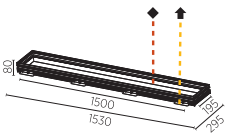
	*MONTAGEHILFE FRAME ALIGNMENT KIT*	211x100 H: 32	05-912					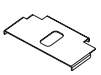
	*MONTAGEHILFE FÜR 1200X600/600X600 FRAME ALIGNMENT KIT*	615x35 H: 42	05-160					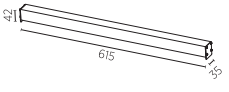
	*MONTAGEHILFE FÜR 1200_600X300 FRAME ALIGNMENT KIT*	653x140 H: 105	05-130					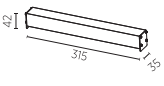
					CEILING THICKNESS	10 12 15 25 30 ⬆ 10 12.5 15 25 30		ORDER EXAMPLE: ⬆ **11913 - 10** 10 mm

SMOOTHY
STANDARD



ARCHIVO HISTORICO, SPAIN | ARCHITECT: GONZALO CARRO | PHOTO: AITOR ORTIZ

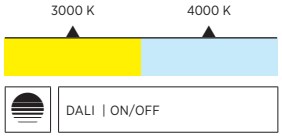

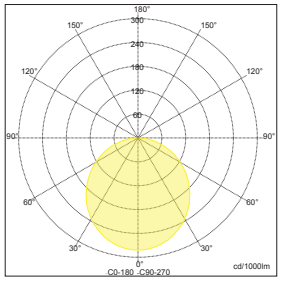

Sample:
ART. N° 11310, 4000 K, OPAL

Ein kleiner Radius, der viel bewirkt. Mit ihrem charmanten SOFT EDGE Design fügen sich die randlosen LED-Flächenleuchten SMOOTHY harmonisch in die Deckengestaltung ein und bringen dennoch das gewisse Etwas mit sich. Bei der markanteren Ausführung mit KORONA EFFEKT wird der Diffusor nach oben versetzt und der Einbaurahmen in einer von 25 PROLICHT-Farben ausgeführt.

A small radius that does a lot. With their charming SOFT EDGE design, the borderless SMOOTHY LED surface lights blend harmoniously into the ceiling design, yet still bring that certain something with them. In the more prominent KORONA EFFECT version, the diffuser is moved upwards and the installation frame is executed in one of 25 PROLICHT colors.

EASY MOUNTING FRAME



Der Montagerahmen wird mit der Decke verschraubt, verspachtelt und gemalt. Erst dann wird die Leuchte eingesetzt. Dies vereinfacht die Montage und erlaubt für spätere Revisionen einen Zugang in die Decke.

The mounting frame is bolted to the ceiling, filled and painted, before the light is inserted. This simplifies assembly and allows access to the ceiling for later revisions.

FLEXIBLE CEILING THICKNESS

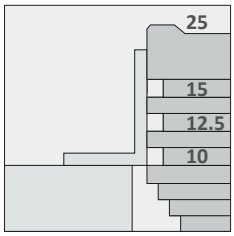

Der Montagerahmen ist in unterschiedlichen Tiefen erhältlich. Er eignet sich somit für den Einbau in Decken mit einer Deckenstärke von 10, 12.5, 15, 25 und 30 mm.

The mounting frame is available in different depths. It is therefore suitable for installation in 10, 12.5, 15, 25 and 30 mm deep ceilings.

TRIMLESS INTEGRATION

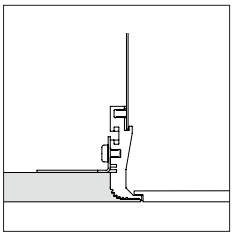

Der Diffusor sorgt für eine gleichmäßige Verteilung des Lichts und ist mit Ausfräsungen ausgestattet, die eine bündige Einbindung in die Decke ermöglichen.

The diffuser provides even light distribution and is equipped with cut-outs that allow a flush integration in the ceiling.

KORONA FRAME



In der Korona Ausführung wird der Diffuser nach hinten versetzt. Der randlos verspachtelte Rahmen wirkt wie ein - in die Decke geschobener - farbiger Würfel mit abgerundeten Ecken, der die Decke zum Tageslicht öffnet.

In the Korona version, the diffuser is offset upward. The rimlessly filled frame looks like a colored cube with rounded corners pushed into the ceiling, opening the ceiling into daylight.



COLOR

◆ KORONA FRAME

RAL Classic or any other special color on request

SHAPE

DIMENSION	mm
600x600	370x370

CEILING THICKNESS	mm			
10	12.5	15	25	30

FEATURES

KORONA FRAME
25 COLORS

ON REQUEST

ADDITIONAL OPTIONS
INDIVIDUAL SIZES
SPECIAL COLOR TEMPERATURE
SPECIAL CONTROL OPTIONS
INDIVIDUAL CEILING THICKNESS
RGB | TUNABLE WHITE
INDIVIDUAL MOUNTING DEPTH
EMERGENCY LIGHTING
SPOT INSERTS
INSTALLATION FRAME FOR WOOD CEILINGS

OPTICS

COLOR TEMPERATURE
3000 K
4000 K

CONTROL
STANDARD ON | OFF
DALI DIM



MAKE IT YOURS!

CONFIGURE ONLINE:
PROLICHT.AT/SMOOTHY



SMOOTHY

IP20 incl. 50/60Hz 220-240V A++

DIMENSION MM	LED	WATT MAX.	LUMEN MAX.	CRI	ART.-NO STANDARD	ART.-NO DALI-DIM		TECHN. OPTIONS	
370x370 H: 176	3000 K	12.4	1090	80	11280	11282			
	4000 K	12.4	1130	80	11290	11292			
								200	405 x 405 10|12,5|15|25|30
600x600 H: 156	3000 K	49.7	5370	80	11300	11302			
	4000 K	49.7	5560	80	11310	11312			
								180	635 x 635 10|12,5|15|25|30

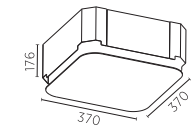

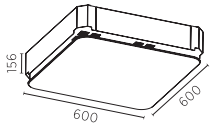

MUSS-ZUBEHÖR > MUST-HAVE ACCESSORY		DIMENSION MM	ART.-NO	1-29	TECHN. OPTIONS			
	EINBAURAHMEN RECESSING FRAME	370x370 H: 45	11039		⬆		200 405 x 405	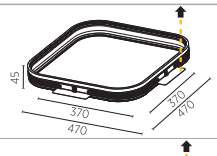
	EINBAURAHMEN RECESSING FRAME	600x600 H: 45	11089		⬆		180 635 x 635	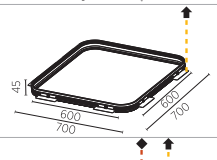
	EINBAURAHMEN FARBIG COLOURED RECESSING FRAME	370x370 H: 47	11914	◆	⬆		200 405 x 405	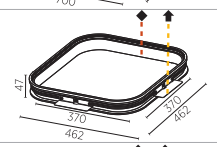
	EINBAURAHMEN FARBIG COLOURED RECESSING FRAME	600x600 H: 47	11915	◆	⬆		180 635 x 635	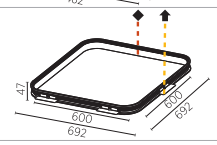



Hinweise zu technischen Angaben auf Seite 893 | *Technical data are subject to our data policy on page 893*



VIPNET CROATIA | ARCHITECTS: BEHF

SMOOTHY
SMOOTHLINE



ARCHIVO HISTORICO, SPAIN | PHOTO: AITOR ORTIZ

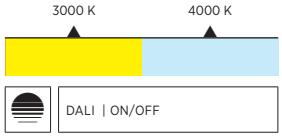

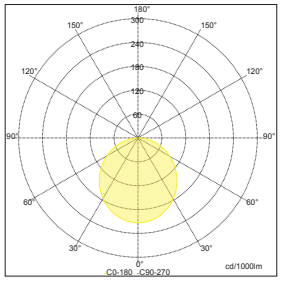

Sample:
ART. N° 110-1140, 4000 K, OPAL

Weiche Kurven, klare Kanten: Die längliche, randlose SMOOTHLINE ist mit ihrem SOFT EDGE Design gleichzeitig puristisch und dennoch ein überraschender Blickfänger. Überzeugend ist die homogene Lichtwirkung der effizienten LED-Flächenleuchte, die für eine gleichmäßige Grundbeleuchtung sorgt. Vier Größen und die optionale Ausführung mit farbigem KORONA EFFEKT lassen viele Möglichkeiten zur Individualisierung zu.

Soft curves, clear edges: the elongated, borderless SMOOTHLINE is both at the same time purist with its SOFT EDGE design, yet also a surprising eye-catcher. An impressive feature is the homogeneous lighting effect of the efficient LED surface light, which ensures uniform basic illumination. Four sizes and the optional version with colored KORONA EFFECT allow many possibilities for customization.

EASY MOUNTING FRAME



Der Montagerahmen wird mit der Decke verschraubt, verspachtelt und gestrichen. Die Leuchte wird erst danach eingesetzt und bleibt zur künftigen Wartung einfach zugänglich.

The mounting frame is bolted to the ceiling, filled and painted. The luminaire is then inserted and remains easily accessible for future maintenance.

FLEXIBLE CEILING THICKNESS

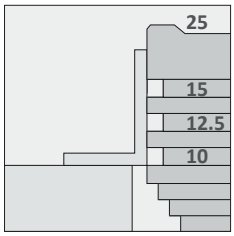

Der Montagerahmen ist in unterschiedlichen Tiefen erhältlich. Er eignet sich somit für den Einbau in Decken mit einer Deckenstärke von 10, 12.5, 15, 25 und 30 mm.

The mounting frame is available in different depths. It is therefore suitable for installation in 10, 12.5, 15, 25 and 30 mm deep ceilings.

TRIMLESS INTEGRATION

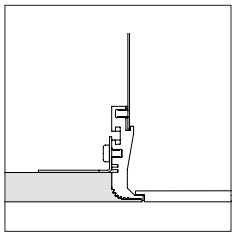

Der Diffusor sorgt für eine gleichmäßige Verteilung des Lichts und ist mit Ausfräsungen ausgestattet, die eine bündige Einbindung in die Decke ermöglichen.

The diffuser provides even light distribution and is equipped with cut-outs that allow a flush integration in the ceiling.

KORONA FRAME



In der Korona Ausführung wird der Diffusor nach hinten versetzt. Der randlos verspachtelte Rahmen wirkt wie ein - in die Decke geschobener - farbiger Quader mit abgerundeten Ecken, der die Decke zum Tageslicht öffnet.

In the Korona version, the diffuser is offset upward. The rimlessly filled frame looks like a colored cuboid with rounded corners pushed into the ceiling, opening the ceiling into daylight.



COLOR

◆ KORONA FRAME

RAL Classic or any other special color on request

SHAPE

DIMENSION mm

600x195	900x195	1200x195	1500x195

CEILING THICKNESS mm

10	12.5	15	25	30

FEATURES

KORONA FRAME

25 COLORS

ON REQUEST

ADDITIONAL OPTIONS

- INDIVIDUAL SIZES
- SPECIAL COLOR TEMPERATURE
- SPECIAL CONTROL OPTIONS
- INDIVIDUAL CEILING THICKNESS
- RGB | TUNABLE WHITE
- INDIVIDUAL MOUNTING DEPTH
- EMERGENCY LIGHTING
- SPOT INSERTS
- INSTALLATION FRAME FOR WOOD CEILINGS

OPTICS

COLOR TEMPERATURE

3000 K

4000 K

CONTROL

STANDARD ON | OFF

DALI DIM



MAKE IT YOURS!

CONFIGURE ONLINE:
PROLICHT.AT/SMOOTHY



SMOOTHLINE

IP20 | incl. | 10|12,5|15|25|30 | 50/60Hz 220-240V | A++

DIMENSION MM	LED	WATT MAX.	LUMEN MAX.	CRI	ART.-NO STANDARD	ART.-NO DALI-DIM		TECHN. OPTIONS	
600x195 H: 165	3000 K	19.1	1560	80	110-1070	110-1072			
	4000 K	19.1	1710	80	110-1080	110-1082			
									635 x 230
900x195 H: 165	3000 K	28.7	2340	80	110-1090	110-1092			
	4000 K	28.7	2570	80	110-1100	110-1102			
									935 x 230
1200x195 H: 165	3000 K	38.3	3120	80	110-1110	110-1112			
	4000 K	38.3	3420	80	110-1120	110-1122			
									1235 x 230
1500x195 H: 165	3000 K	47.8	3890	80	110-1130	110-1132			
	4000 K	47.8	4280	80	110-1140	110-1142			
									1535 x 230



HOSPITAL CRUCES BILBAO | PHOTO: AITOR ORTIZ | ARCHITECT: GONZALO CARRO | LIGHT PLANNING: IGNACIO FERNANDEZ

Hinweise zu technischen Angaben auf Seite 893 | *Technical data are subject to our data policy on page 893*

MUSS-ZUBEHÖR > MUST-HAVE ACCESSORY		DIMENSION MM	ART.-NO	1-29	TECHN. OPTIONS			
	*EINBAURAHMEN RECESSING FRAME*	600x195 H: 45	11890		⬆		180 635 x 230	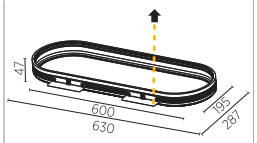
	*EINBAURAHMEN RECESSING FRAME*	900x195 H: 45	11891		⬆		180 935 x 230	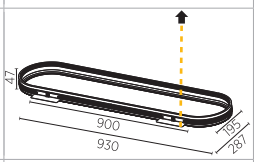
	*EINBAURAHMEN RECESSING FRAME*	1200x195 H: 45	11892		⬆		180 1235 x 230	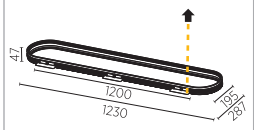
	*EINBAURAHMEN RECESSING FRAME*	1500x195 H: 45	11893		⬆		180 1535 x 230	
	*EINBAURAHMEN FARBIG COLOURED RECESSING FRAME*	600x195 H: 47	11917	◆	⬆		220 635 x 230	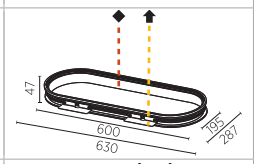
	*EINBAURAHMEN FARBIG COLOURED RECESSING FRAME*	900x195 H: 47	11918	◆	⬆		220 935 x 230	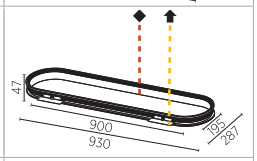
	*EINBAURAHMEN FARBIG COLOURED RECESSING FRAME*	1200x195 H: 47	11919	◆	⬆		220 1235 x 230	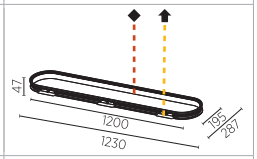
	*EINBAURAHMEN FARBIG COLOURED RECESSING FRAME*	1500x195 H: 47	11920	◆	⬆		220 1535 x 230	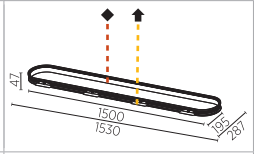
	*MONTAGEHILFE FRAME ALIGNMENT KIT*	211x100 H: 32	05-912					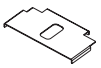

CEILING THICKNESS

10	12	15	25	30	⬆
10	12.5	15	25	30	

ORDER EXAMPLE: ⬆
11920 - 10
10 mm

SIGN
STANDARD | CONCRETE



LENDLEASE OFFICES BARANGAROO, AUSTRALIA | PHOTO: NICOLE ENGLAND | LIGHT PLANNING: NDY INTERIOR DESIGN

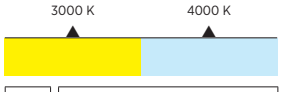

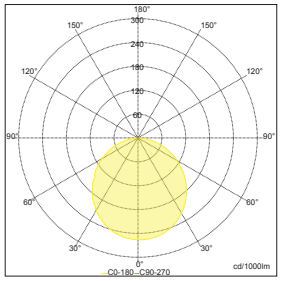

Sample:
ART. N° 110-1060, 4000 K, OPAL

Präzise gezeichnete Lichtkreise, randlos und deckenbündig in die Decke eingelassen – das sind die Kennzeichen der SIGN Deckenleuchten. In unterschiedlichen Durchmessern erhältlich, lassen sich mit SIGN stringente Anordnungen, aber auch verspielte Lichtkonzepte realisieren. Bei Sichtbetondecken kommt die SIGN CONCRETE zum Einsatz, die auch bei diesem Spezialfall als randlose, absolut deckenbündige Lösung überzeugt.

Precisely drawn circles of light, borderless and recessed into the ceiling - these are the hallmarks of the SIGN ceiling lights. Available in different diameters, compelling arrangements as well as cheerful lighting concepts can be realized with SIGN. For exposed concrete ceilings the SIGN CONCRETE is used, which - in this special case - also offers an impressively rimless and completely flush-mounted solution.

EASY MOUNTING FRAME



Der Montagerahmen wird mit der Decke verschraubt, verspachtelt und gestrichen. Die Leuchte wird erst danach eingesetzt und bleibt zur künftigen Wartung einfach zugänglich.

The mounting frame is bolted to the ceiling, filled and painted. The luminaire is then inserted and remains easily accessible for future maintenance.

SEAMLESS INTEGRATION

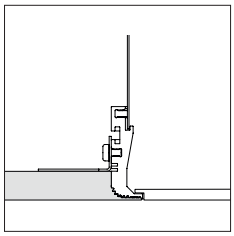

Der Diffusor sorgt für eine gleichmäßige Verteilung des Lichts und ist mit Ausfräsungen ausgestattet, die eine bündige Einbindung in die Decke ermöglichen.

The diffuser ensures an even distribution of the light and is equipped with cut-outs that allow a flush integration in the ceiling.

KORONA FRAME



In der Korona Ausführung ist der Diffusor nach hinten versetzt. Der randlos verspachtelte Rahmen wirkt wie ein in die Decke geschobener, farbiger Zylinder, der die Decke zum Tageslicht öffnet.

In the Korona version, the diffuser is offset upward. The rimlessly filled frame looks like a colored cylinder pushed into the ceiling, opening the ceiling to daylight.

CONCRETE HOUSING



Um auch im Ort- oder Sichtbeton deckenbündige Rundleuchten zu ermöglichen, sind für die SIGN-Familie unterschiedliche Betoneinbaugehäuse erhältlich.

In order to enable flush round luminaires to be installed even in on-site or exposed concrete, different concrete installation housings are available for the SIGN family.



COLOR

◆ KORONA FRAME

RAL Classic or any other special color on request

SHAPE

DIAMETER		STANDARD | mm
Ø 140	Ø 200	Ø 300
Ø 630	Ø 930	Ø 1230

		CONCRETE | mm
Ø 200	Ø 300	Ø 380

CEILING THICKNESS				mm
10	12.5	15	25	30

FEATURES

KORONA FRAME
25 COLORS

ON REQUEST

ADDITIONAL OPTIONS
INDIVIDUAL SIZES
SPECIAL COLOR TEMPERATURE
SPECIAL CONTROL OPTIONS
INDIVIDUAL CEILING THICKNESS
RGB | TUNABLE WHITE
INDIVIDUAL MOUNTING DEPTH
EMERGENCY LIGHTING
SPOT INSERTS
INSTALLATION FRAME FOR WOOD CEILINGS

OPTICS

COLOR TEMPERATURE
3000 K
4000 K

CONTROL
STANDARD ON | OFF
DALI DIM



MAKE IT YOURS!

CONFIGURE ONLINE:
PROLICHT.AT/SIGN



SIGN

IP20 | incl. | 50/60Hz 220-240V | A++

DIMENSION MM	LED	WATT MAX.	LUMEN MAX.	CRI	ART.-NO STANDARD	ART.-NO DALI-DIM		TECHN. OPTIONS		
Ø 140 H: 122	3000 K	8.2	610	80	11400	11402				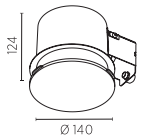
	4000 K	8.2	670	80	11410	11412				
									165 / 10|12,5|15	
Ø 200 H: 155	3000 K	12.1	910	80	11660	11662				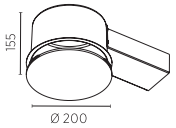
	4000 K	12.1	910	80	11670	11672				
									225 / 10|12,5|15|25|30	
Ø 300 H: 85	3000 K	15.2	1200	80	110-1290	110-1292				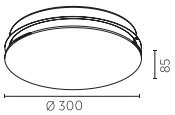
	4000 K	15.2	1310	80	110-1300	110-1302				
									325 / 10|12,5|15	
Ø 380 H: 85	3000 K	22.9	2080	80	110-1310	110-1312				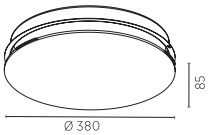
	4000 K	20.1	1900	80	110-1320	110-1322				
									405 / 10|12,5|15	
Ø 630 H: 165	3000 K	60.6	5810	80	110-1010	110-1012				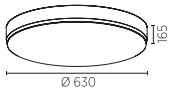
	4000 K	60.6	6380	80	110-1020	110-1022				
									655 / 10|12,5|15|25|30	
Ø 930 H: 165	3000 K	118.0	11310	80	110-1030	110-1032				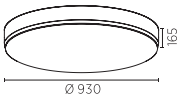
	4000 K	118.0	12420	80	110-1040	110-1042				
									955 / 10|12,5|15|25|30	
Ø 1230 H: 165	3000 K	194.6	18650	80	110-1050	110-1052				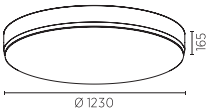
	4000 K	194.6	20480	80	110-1060	110-1062				
									1255 / 10|12,5|15|25|30	

MUSS-ZUBEHÖR > MUST-HAVE ACCESSORY		DIMENSION MM	ART.-NO	1-29	TECHN. OPTIONS			
	*EINBAURAHMEN RECESSING FRAME*	Ø 140 H: 40	11700			150 / 165 / 10|12,5|15		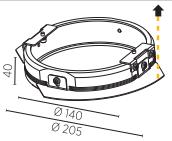
	*EINBAURAHMEN RECESSING FRAME*	Ø 200 H: 40	11704			175 / 225 / 10|12,5|15		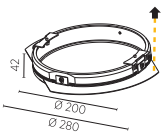
	*EINBAURAHMEN RECESSING FRAME*	Ø 300 H: 35	11931			100 / 325 / 10|12,5|15		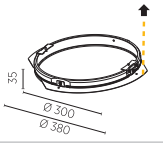
	*EINBAURAHMEN RECESSING FRAME*	Ø 380 H: 37	11932			100 / 405 / 10|12,5|15		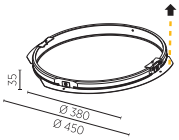

Hinweise zu technischen Angaben auf Seite 893 | *Technical data are subject to our data policy on page 893*

MUSS-ZUBEHÖR > MUST-HAVE ACCESSORY		DIMENSION MM	ART.-NO	1-29	TECHN. OPTIONS			
	*EINBAURAHMEN RECESSING FRAME*	Ø 630 H: 45	11701		⬆		200 655 10|12,5|15|25|30	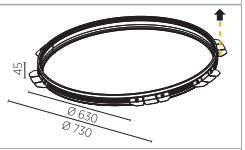
	*EINBAURAHMEN RECESSING FRAME*	Ø 930 H: 45	11702		⬆		200 955 10|12,5|15|25|30	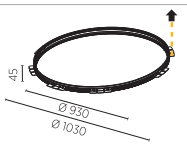
	*EINBAURAHMEN RECESSING FRAME*	Ø 1230 H: 45	11703		⬆		200 1255 10|12,5|15|25|30	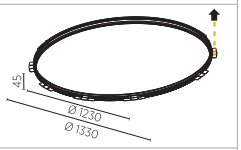
	*EINBAURAHMEN FARBIG COLOURED RECESSING FRAME*	Ø 140 H: 75	11921	◆	⬆		190 165 10|12,5|15|25|30	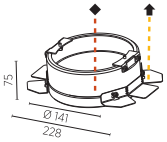
	*EINBAURAHMEN FARBIG COLOURED RECESSING FRAME*	Ø 200 H: 75	11707	◆	⬆		215 225 10|12,5|15|25|30	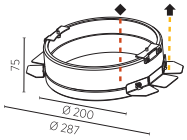
	*EINBAURAHMEN FARBIG RECESSING FRAME*	Ø 300 H: 71	11933	◆	⬆		140 325 10|12,5|15|25|30	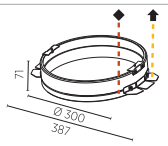
	*EINBAURAHMEN FARBIG RECESSING FRAME*	Ø 380 H: 71	11934	◆	⬆		140 405 10|12,5|15|25|30	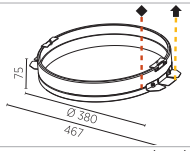
	*EINBAURAHMEN FARBIG COLOURED RECESSING FRAME*	Ø 630 H: 47	11925	◆	⬆		200 655 10|12,5|15|25|30	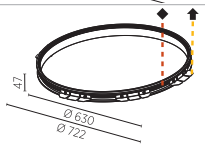
	*EINBAURAHMEN FARBIG COLOURED RECESSING FRAME*	Ø 930 H: 47	11926	◆	⬆		200 955 10|12,5|15|25|30	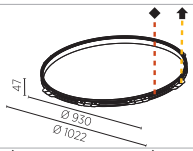
	*EINBAURAHMEN FARBIG COLOURED RECESSING FRAME*	Ø 1230 H: 47	11927	◆	⬆		200 1265 10|12,5|15|25|30	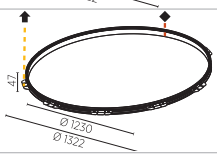
	*MONTAGEHILFE FRAME ALIGNMENT KIT*	630x630 H: 33	05-101					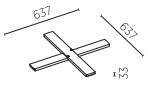
	*MONTAGEHILFE FRAME ALIGNMENT KIT*	930x930 H: 33	05-102					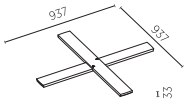
	*MONTAGEHILFE FRAME ALIGNMENT KIT*	1230x1230 H: 33	05-103					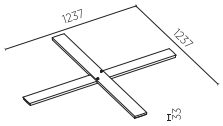
						CEILING THICKNESS	10 12 15 25 30 ⬆ 10 12.5 15 25 30	ORDER EXAMPLE: ⬆ **1170 - 10** 10 mm



INSPIRATION | RENDERWERK

SIGN CONCRETE

IP20 | incl. | 150 | 50/60Hz 220-240V | CE | A++

DIMENSION MM	LED	WATT MAX.	LUMEN MAX.	CRI	ART.-NO STANDARD	ART.-NO DALI-DIM		TECHN. OPTIONS	
Ø 200 H: 120	3000 K	12.1	910	80	110-1230	110-1232			
	4000 K	12.1	910	80	110-1240	110-1242			
									200
Ø 300 H: 132	3000 K	9.8	890	80	110-1250	110-1252			
	4000 K	10.1	920	80	110-1260	110-1262			
									300
Ø 380 H: 130	4000 K	20.1	1900	80	110-1280	110-1282			
	3000 K	22.9	2080	80	110-1270	110-1272			
									380

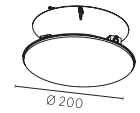

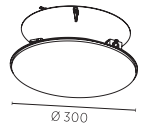

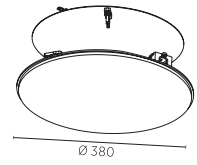

MUSS-ZUBEHÖR > MUST-HAVE ACCESSORY		DIMENSION MM	ART.-NO		TECHN. OPTIONS			
	EINBAUBOX CONCRETE RECESSING BOX	Ø 200 H: 146	11209				150	
	EINBAUBOX CONCRETE RECESSING BOX	Ø 300 H: 146	11219				150	
	EINBAUBOX CONCRETE RECESSING BOX	Ø 380 H: 146	11229				150	

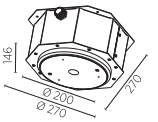

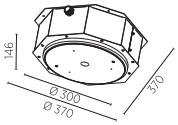

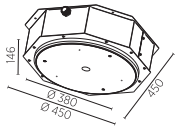



ARCHIVO HISTORICO BILBAO, SPAIN | PHOTO: AITOR ORTIZ



CENTRO SALUD BIZKAIA, SPAIN | PHOTO: AITOR ORTIZ | ARCHITECTURE: AUR 86 | LIGHT PLANNING: LUZ BILBAO, S. A.

DELIGHT
ONLY LIGHT



INSPIRATION | RENDERWERK

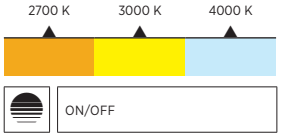

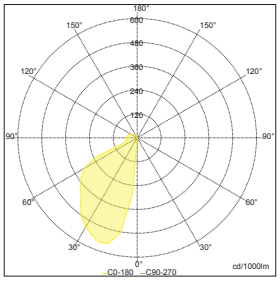

Sample:
ART. N° 120-0282, 4000 K

Formvollendete Orientierungshilfe. Die randlose DELIGHT ONLY LIGHT liefert eine gleichmäßige, bodennahe Grundbeleuchtung für Flure oder Treppenhäuser. Dabei lässt die LED-Leuchte Wände wie von innen erstrahlen. Flächenbündig mit dem Boden als ONLY LIGHT DOWN montiert, wird ein INFINITY EFFEKT erzeugt, der Boden und Wand gleichermaßen mit Licht umspielt.

The perfect orientation guide. The trimless DELIGHT ONLY LIGHT provides a uniform, ground level basic lighting for corridors or staircases. At the same time, the LED luminaire illuminates walls as if from within. Mounted flush with the floor as an ONLY LIGHT DOWN, an INFINITY EFFECT is created, which casts light on the floor and walls alike.

EASY MOUNTING FRAME



Alle Rahmen für die DELIGHT-Leuchten sind mit einer verstellbaren Vorrichtung zum leichten Einbau in Trockenbauwände mit einer Stärke von max. 30 mm ausgelegt.

All frames for the DELIGHT luminaires are equipped with an adjustable device for easy installation in drywall walls with a thickness of max. 30 mm.

OPTIONAL COLOR INSERT



Optional kann ein Farbeinsatz - wählbar in einer von 25 PROLICHT-Farben - geliefert werden, mit dem sich überraschende Farbakzente realisieren lassen.

Optionally, a color insert - available in one of 25 PROLICHT colors - can be supplied, with which surprising color highlights can be achieved.

EASY ACCESS



Das LED-Modul kann zu Wartungszwecken mit nur einem Klick abgenommen und ebenso einfach wieder eingesetzt werden.

The LED module can be detached with just one click for maintenance purposes and just as easily reinserted.

DIFFERENT MOUNTING HEIGHTS

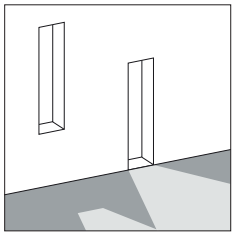

Zwei in unterschiedlicher Ausführung erhältliche Einbaugehäuse, ermöglichen wahlweise eine Montage entweder direkt am, oder in verschiedenen Abständen zum Fußboden.

Two housings - available in different versions - allow mounting either directly on the floor or at varying distances from it.



COLOR

◆ COLOR INSERT REFLECTOR

RAL Classic or any other special color on request

SHAPE

DIMENSION mm

300x40

CEILING THICKNESS mm

10 12.5 15 25 30

FEATURES

REFLECTOR

25 COLORS

ON REQUEST

ADDITIONAL OPTIONS

INDIVIDUAL SIZES

SPECIAL COLOR TEMPERATURE

SPECIAL CONTROL OPTIONS

INDIVIDUAL CEILING THICKNESS

RGB

INSTALLATION FRAME FOR WOOD CEILINGS

OPTICS

CCT **COLOR TEMPERATURE**

2700 K

3000 K

4000 K

CONTROL

STANDARD ON | OFF



MAKE IT YOURS!

CONFIGURE ONLINE:
PROLICHT.AT/DELIGHT



ONLY LIGHT

IP20 | incl. | 90 | 402 x 52 | 50/60Hz 100-240V | CE | A++



DIMENSION MM	LED	WATT MAX.	LUMEN MAX.	CRI	ART.-NO STANDARD	ART.-NO DALI-DIM	1-29	TECHN. OPTIONS
300x40 H: 50	2700 K	2.3	30	90	120-0270		◆	⬆
	3000 K	2.3	30	90	120-0271		◆	⬆
	4000 K	2.3	30	90	120-0272		◆	⬆

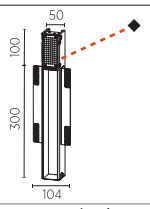

CEILING THICKNESS: 10 12 15 25 30 ⬆ | 10 12.5 15 25 30

ORDER EXAMPLE: ◆ ⬆ **120-0270 - 02 10** (black, 10 mm)

ONLY LIGHT DOWN

IP20 | incl. | 90 | 402 x 52 | 50/60Hz 100-240V | CE | A++



DIMENSION MM	LED	WATT MAX.	LUMEN MAX.	CRI	ART.-NO STANDARD	ART.-NO DALI-DIM	1-29	TECHN. OPTIONS
300x40 H: 50	2700 K	2.3	30	90	120-0280		◆	⬆
	3000 K	2.3	30	90	120-0281		◆	⬆
	4000 K	2.3	30	90	120-0282		◆	⬆

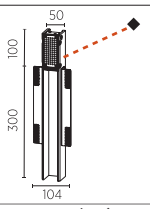

CEILING THICKNESS: 10 12 15 25 30 ⬆ | 10 12.5 15 25 30

ORDER EXAMPLE: ◆ ⬆ **120-0280 - 02 10** (black, 10 mm)

KANN-ZUBEHÖR > CAN-HAVE ACCESSORY		DIMENSION MM	ART.-NO	1-29	TECHN. OPTIONS
	*REFLEKTOR REFLECTOR*	40x40 H: 315	12013	◆	

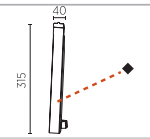



PHOTO: NEW LIGHT | ARCHITECT: MERAB GUJEJIANI | LIGHT PLANNING: NEW LIGHT



PRIVATE RESIDENCE YAMBURG, SIBERIA | LIGHT PLANNING: EXPOLIGHT

Hinweise zu technischen Angaben auf Seite 893 | *Technical data are subject to our data policy on page 893*



1.2

RANDLOS TRIMLESS

STRAHLER
SPOTLIGHTS

1.2

RANDLOS | TRIMLESS
STRAHLER | SPOTLIGHTS

INVADER › 66, 70


INVADER ADJUSTABLE
68


INVADER
72


INVADER DEEP
73

BIONIQ › 74, 78


BIONIQ ROUND ADJUSTABLE
76


BIONIQ ROUND SEMI ADJUSTABLE
76


BIONIQ ROUND DEEP
77


BIONIQ SQUARE ADJUSTABLE
80


BIONIQ SQUARE ADJUST. COMFORT
80


BIONIQ SQUARE DEEP
80


BIONIQ SQUARE DEEP COMFORT
80

IMAGINE › 82


IMAGINE ROUND
84


IMAGINE SQUARE
85

MAGIQ › 86, 98, 102, 108, 110


MAGIQ PRO
94 NEW


MAGIQ MICRO DOT
100


MAGIQ
105


MAGIQ KORONA
106


MAGIQ WALLWASH
109


MAGIQ HOLLOW WALLWASH
112


MAGIQ HOLLOW WALLW. KORONA
112

OIKO › 114, 118


OIKO
116


OIKO PRO
122 NEW

MECHANIQ › 124


MECHANIQ ROUND COMFORT
126


MECHANIQ SQUARE COMFORT
126


MECHANIQ SQUARE COMFORT DOUBLE
128

DICE › 130, 134


CAVE
132


CAVE DOUBLE
132


CAVE WALLWASH
135

QUICK-FINDER

Wählen Sie den passenden Treiber nach Leuchte und Leistung.
Die dazugehörigen techn. Details finden Sie im Zubehörteil ab Seite 858.
Select the appropriate driver according to luminaire and power.
Please find the technical details in the accessories starting on page 858.

Die nachfolgenden Angaben beziehen sich auf die elektr. Komptabilität der Treiber zur jeweiligen Leuchte. Bauseits liegen die Einbauparameter (Deckenart und Höhe der Abhängung, thermische sowie netzseitige Abhängigkeiten) in der Verantwortung des zulässigen ausführenden Gewerks. Wo nicht anders angegeben, empfiehlt PROLICHT generell keinen Betrieb von mehreren Leuchten an 1 Treiber. Technische Änderungen möglich – letztgültige Angaben auf www.prolicht.at, weitere Treiber auf Anfrage.
The following information relates to the electrical compatibility of the drivers for the respective luminaire. On site, the installation parameters (type of ceiling and height of the suspension, thermal and network-side dependencies) are the responsibility of a qualified contractor. If not stated otherwise, PROLICHT does not recommend the operation of multiple luminaires on 1 driver. Subject to technical modifications - the latest information available on www.prolicht.at, other drivers on request.

ART. NO.	PRODUCT	DESCRIPTION	mA max.	power max.	LED Vf		DRIVER				
					min.	max.	0/0	DALI	PUSH-DIM	CASAMBI	PHASE CUT
120-0001	INVADER		700	2,1	2,5	3,25	16-122354	16-00005 *			
120-0002	INVADER		700	2,1	2,5	3,25	16-122354	16-00005 *			
120-0003	INVADER		700	2,1	2,5	3,25	16-122354	16-00005 *			
120-0008	INVADER		250	6,8	22,55	28,02	16-122358	800-1228 *	800-1228 *		
120-0009	INVADER		250	6,8	22,55	28,02	16-122358	800-1228 *	800-1228 *		
120-0010	INVADER		250	6,8	22,55	28,02	16-122358	800-1228 *	800-1228 *		
120-0011	INVADER	Deep	700	2,1	2,5	3,25	16-122354	16-00005 *			
120-0012	INVADER	Deep	700	2,1	2,5	3,25	16-122354	16-00005 *			
120-0013	INVADER	Deep	700	2,1	2,5	3,25	16-122354	16-00005 *			
120-0018	INVADER	Deep	250	6,8	22,55	28,02	16-122358	800-1228 *	800-1228 *		
120-0019	INVADER	Deep	250	6,8	22,55	28,02	16-122358	800-1228 *	800-1228 *		
120-0020	INVADER	Deep	250	6,8	22,55	28,02	16-122358	800-1228 *	800-1228 *		
120-0030	BIONIQ	Round Adjustable	500	14,5	25,4	29,8	14-00502	800-1201	800-1201	16-00083	14-00110
120-0031	BIONIQ	Round Adjustable	500	14,5	25,4	29,8	14-00502	800-1201	800-1201	16-00083	14-00110
120-0032	BIONIQ	Round Adjustable	500	14,5	25,4	29,8	14-00502	800-1201	800-1201	16-00083	14-00110
120-0033	BIONIQ	Round Adjustable	350	14	32,7	38,5	14-00502	800-1200	800-1200	16-00083	14-00243
120-0034	BIONIQ	Round Adjustable	350	14	32,7	38,5	14-00502	800-1200	800-1200	16-00083	14-00243
120-0035	BIONIQ	Round Adjustable	350	14	32,7	38,5	14-00502	800-1200	800-1200	16-00083	14-00243
120-0036	BIONIQ	Round Semi Adjustable	500	14,5	25,4	29,8	14-00502	800-1201	800-1201	16-00083	14-00110
120-0037	BIONIQ	Round Semi Adjustable	500	14,5	25,4	29,8	14-00502	800-1201	800-1201	16-00083	14-00110
120-0038	BIONIQ	Round Semi Adjustable	500	14,5	25,4	29,8	14-00502	800-1201	800-1201	16-00083	14-00110
120-0039	BIONIQ	Round Semi Adjustable	350	14	32,7	38,5	14-00502	800-1200	800-1200	16-00083	14-00243
120-0040	BIONIQ	Round Semi Adjustable	350	14	32,7	38,5	14-00502	800-1200	800-1200	16-00083	14-00243
120-0041	BIONIQ	Round Semi Adjustable	350	14	32,7	38,5	14-00502	800-1200	800-1200	16-00083	14-00243
120-0042	BIONIQ	Round Deep	500	14,5	25,4	29,8	14-00502	800-1201	800-1201	16-00083	14-00110
120-0043	BIONIQ	Round Deep	500	14,5	25,4	29,8	14-00502	800-1201	800-1201	16-00083	14-00110
120-0044	BIONIQ	Round Deep	500	14,5	25,4	29,8	14-00502	800-1201	800-1201	16-00083	14-00110
120-0045	BIONIQ	Square Adjustable	500	14,5	25,4	29,8	14-00502	800-1201	800-1201	16-00083	14-00110
120-0046	BIONIQ	Square Adjustable	500	14,5	25,4	29,8	14-00502	800-1201	800-1201	16-00083	14-00110
120-0047	BIONIQ	Square Adjustable	500	14,5	25,4	29,8	14-00502	800-1201	800-1201	16-00083	14-00110
120-0048	BIONIQ	Square Adjustable	350	14	32,7	38,5	14-00502	800-1200	800-1200	16-00083	14-00243
120-0049	BIONIQ	Square Adjustable	350	14	32,7	38,5	14-00502	800-1200	800-1200	16-00083	14-00243
120-0050	BIONIQ	Square Adjustable	350	14	32,7	38,5	14-00502	800-1200	800-1200	16-00083	14-00243
120-0051	BIONIQ	Square Deep	500	14,5	25,4	29,8	14-00502	800-1201	800-1201	16-00083	14-00110
120-0052	BIONIQ	Square Deep	500	14,5	25,4	29,8	14-00502	800-1201	800-1201	16-00083	14-00110
120-0053	BIONIQ	Square Deep	500	14,5	25,4	29,8	14-00502	800-1201	800-1201	16-00083	14-00110
120-0054	BIONIQ	Square Deep Comfort	500	14,5	25,4	29,8	14-00502	800-1201	800-1201	16-00083	14-00110
120-0055	BIONIQ	Square Deep Comfort	500	14,5	25,4	29,8	14-00502	800-1201	800-1201	16-00083	14-00110
120-0056	BIONIQ	Square Deep Comfort	500	14,5	25,4	29,8	14-00502	800-1201	800-1201	16-00083	14-00110
120-0057	BIONIQ	Round Adjustable	700	26,4	30,89	37,16	14-00497	800-1203	800-1203	16-00083	14-00532
120-0058	BIONIQ	Round Adjustable	700	26,4	30,89	37,16	14-00497	800-1203	800-1203	16-00083	14-00532
120-0059	BIONIQ	Round Adjustable	700	26,4	30,89	37,16	14-00497	800-1203	800-1203	16-00083	14-00532
120-0060	BIONIQ	Round Adjustable	350	14	32,7	38,5	14-00502	800-1200	800-1200	16-00083	14-00243
120-0061	BIONIQ	Round Adjustable	350	14	32,7	38,5	14-00502	800-1200	800-1200	16-00083	14-00243
120-0062	BIONIQ	Round Adjustable	350	14	32,7	38,5	14-00502	800-1200	800-1200	16-00083	14-00243
120-0063	BIONIQ	Round Semi Adjustable	700	26,4	30,89	37,16	14-00497	800-1203	800-1203	16-00083	14-00532
120-0064	BIONIQ	Round Semi Adjustable	700	26,4	30,89	37,16	14-00497	800-1203	800-1203	16-00083	14-00532
120-0065	BIONIQ	Round Semi Adjustable	700	26,4	30,89	37,16	14-00497	800-1203	800-1203	16-00083	14-00532
120-0066	BIONIQ	Round Semi Adjustable	350	14	32,7	38,5	14-00502	800-1200	800-1200	16-00083	14-00243
120-0067	BIONIQ	Round Semi Adjustable	350	14	32,7	38,5	14-00502	800-1200	800-1200	16-00083	14-00243
120-0068	BIONIQ	Round Semi Adjustable	350	14	32,7	38,5	14-00502	800-1200	800-1200	16-00083	14-00243
120-0070	IMAGINE	Round	500	18,7	30,2	36,45	14-00502	800-1201	800-1201	16-00083	14-00645
120-0071	IMAGINE	Round	500	18,7	30,2	36,45	14-00502	800-1201	800-1201	16-00083	14-00645
120-0072	IMAGINE	Round	500	18,7	30,2	36,45	14-00502	800-1201	800-1201	16-00083	14-00645
120-0073	IMAGINE	Round	350	14	32,7	38,5	14-00502	800-1200	800-1200	16-00083	14-00243
120-0074	IMAGINE	Round	350	14	32,7	38,5	14-00502	800-1200	800-1200	16-00083	14-00243
120-0075	IMAGINE	Round	350	14	32,7	38,5	14-00502	800-1200	800-1200	16-00083	14-00243
120-0076	IMAGINE	Round	500	18,7	30,2	36,45	14-00502	800-1201	800-1201	16-00083	14-00645
120-0077	IMAGINE	Round	500	18,7	30,2	36,45	14-00502	800-1201	800-1201	16-00083	14-00645
120-0078	IMAGINE	Round	500	18,7	30,2	36,45	14-00502	800-1201	800-1201	16-00083	14-00645
120-0079	IMAGINE	Round	350	14	32,7	38,5	14-00502	800-1200	800-1200	16-00083	14-00243
120-0080	IMAGINE	Round	350	14	32,7	38,5	14-00502	800-1200	800-1200	16-00083	14-00243
120-0081	IMAGINE	Round	350	14	32,7	38,5	14-00502	800-1200	800-1200	16-00083	14-00243
120-0082	IMAGINE	Square	500	18,7	30,2	36,45	14-00502	800-1201	800-1201	16-00083	14-00645

 * Revisionsöffnung nötig, da Treiberabmessung größer als notwendiger Deckenausschnitt | *Inspection opening necessary because driver dimension is larger than the necessary ceiling cutout*

ART. NO.	PRODUCT	DESCRIPTION	mA max.	power max.	LED Vf		DRIVER				
					min.	max.	0/0	DALI	PUSH-DIM	CASAMBI	PHASE CUT
120-0083	IMAGINE	Square	500	18,7	30,2	36,45	14-00502	800-1201	800-1201	16-00083	14-00645
120-0084	IMAGINE	Square	500	18,7	30,2	36,45	14-00502	800-1201	800-1201	16-00083	14-00645
120-0085	IMAGINE	Square	350	14	32,7	38,5	14-00502	800-1200	800-1200	16-00083	14-00243
120-0086	IMAGINE	Square	350	14	32,7	38,5	14-00502	800-1200	800-1200	16-00083	14-00243
120-0087	IMAGINE	Square	350	14	32,7	38,5	14-00502	800-1200	800-1200	16-00083	14-00243
120-0088	IMAGINE	Square	500	18,7	30,2	36,45	14-00502	800-1201	800-1201	16-00083	14-00645
120-0089	IMAGINE	Square	500	18,7	30,2	36,45	14-00502	800-1201	800-1201	16-00083	14-00645
120-0090	IMAGINE	Square	500	18,7	30,2	36,45	14-00502	800-1201	800-1201	16-00083	14-00645
120-0091	IMAGINE	Square	350	14	32,7	38,5	14-00502	800-1200	800-1200	16-00083	14-00243
120-0092	IMAGINE	Square	350	14	32,7	38,5	14-00502	800-1200	800-1200	16-00083	14-00243
120-0093	IMAGINE	Square	350	14	32,7	38,5	14-00502	800-1200	800-1200	16-00083	14-00243
120-0100	MECHANIQ	Round Comfort	350	14	32,7	38,5	14-00502	800-1200	800-1200	16-00083	14-00243
120-0101	MECHANIQ	Round Comfort	350	14	32,7	38,5	14-00502	800-1200	800-1200	16-00083	14-00243
120-0102	MECHANIQ	Round Comfort	350	14	32,7	38,5	14-00502	800-1200	800-1200	16-00083	14-00243
120-0103	MECHANIQ	Round Comfort	700	26,4	30,89	37,16	14-00497	800-1203	800-1203	16-00083	14-00532
120-0104	MECHANIQ	Round Comfort	700	26,4	30,89	37,16	14-00497	800-1203	800-1203	16-00083	14-00532
120-0105	MECHANIQ	Round Comfort	700	26,4	30,89	37,16	14-00497	800-1203	800-1203	16-00083	14-00532
120-0106	MECHANIQ	Square Comfort	350	14	32,7	38,5	14-00502	800-1200	800-1200	16-00083	14-00243
120-0107	MECHANIQ	Square Comfort	350	14	32,7	38,5	14-00502	800-1200	800-1200	16-00083	14-00243
120-0108	MECHANIQ	Square Comfort	350	14	32,7	38,5	14-00502	800-1200	800-1200	16-00083	14-00243
120-0109	MECHANIQ	Square Comfort	700	26,4	30,89	37,16	14-00497	800-1203	800-1203	16-00083	14-00532
120-0110	MECHANIQ	Square Comfort	700	26,4	30,89	37,16	14-00497	800-1203	800-1203	16-00083	14-00532
120-0111	MECHANIQ	Square Comfort	700	26,4	30,89	37,16	14-00497	800-1203	800-1203	16-00083	14-00532
120-0112	MECHANIQ	Square Comfort Double	2x 350	2x 14	32,7	38,5	2x 14-00502	2x 800-1200	2x 800-1200	2x 16-00083	2x 14-00243
120-0113	MECHANIQ	Square Comfort Double	2x 350	2x 14	32,7	38,5	2x 14-00502	2x 800-1200	2x 800-1200	2x 16-00083	2x 14-00243
120-0114	MECHANIQ	Square Comfort Double	2x 350	2x 14	32,7	38,5	2x 14-00502	2x 800-1200	2x 800-1200	2x 16-00083	2x 14-00243
120-0115	MECHANIQ	Square Comfort Double	2x 700	2x 26,4	30,89	37,16	2x 14-00497	2x 800-1203	2x 800-1203	2x 16-00083	2x 14-00532
120-0116	MECHANIQ	Square Comfort Double	2x 700	2x 26,4	30,89	37,16	2x 14-00497	2x 800-1203	2x 800-1203	2x 16-00083	2x 14-00532
120-0117	MECHANIQ	Square Comfort Double	2x 700	2x 26,4	30,89	37,16	2x 14-00497	2x 800-1203	2x 800-1203	2x 16-00083	2x 14-00532
120-0118	MECHANIQ	Round Comfort	700	21,2	25,06	31,16	14-00497	800-1229	800-1229	16-00083	14-00097
120-0119	MECHANIQ	Round Comfort	700	21,2	25,06	31,16	14-00497	800-1229	800-1229	16-00083	14-00097
120-0120	MECHANIQ	Round Comfort	700	21,2	25,06	31,16	14-00497	800-1229	800-1229	16-00083	14-00097
120-0121	MECHANIQ	Round Comfort	1050	41,9	32,01	38,3	800-1244	800-1205	800-1205		14-00532
120-0122	MECHANIQ	Round Comfort	1050	41,9	32,01	38,3	800-1244	800-1205	800-1205		14-00532
120-0123	MECHANIQ	Round Comfort	1050	41,9	32,01	38,3	800-1244	800-1205	800-1205		14-00532
120-0124	MECHANIQ	Square Comfort	700	21,2	25,06	31,16	14-00497	800-1229	800-1229	16-00083	14-00097
120-0125	MECHANIQ	Square Comfort	700	21,2	25,06	31,16	14-00497	800-1229	800-1229	16-00083	14-00097
120-0126	MECHANIQ	Square Comfort	700	21,2	25,06	31,16	14-00497	800-1229	800-1229	16-00083	14-00097
120-0127	MECHANIQ	Square Comfort	1050	41,9	32,01	38,3	800-1244	800-1205	800-1205		14-00532
120-0128	MECHANIQ	Square Comfort	1050	41,9	32,01	38,3	800-1244	800-1205	800-1205		14-00532
120-0129	MECHANIQ	Square Comfort	1050	41,9	32,01	38,3	800-1244	800-1205	800-1205		14-00532
120-0130	MECHANIQ	Square Comfort Double	2x 700	2x 21,2	25,06	31,16	2x 14-00497	2x 800-1229	2x 800-1229	2x 16-00083	2x 14-00097
120-0131	MECHANIQ	Square Comfort Double	2x 700	2x 21,2	25,06	31,16	2x 14-00497	2x 800-1229	2x 800-1229	2x 16-00083	2x 14-00097
120-0132	MECHANIQ	Square Comfort Double	2x 700	2x 21,2	25,06	31,16	2x 14-00497	2x 800-1229	2x 800-1229	2x 16-00083	2x 14-00097
120-0133	MECHANIQ	Square Comfort Double	2x1050	2x 41,9	32,01	38,3	2x 800-1244	2x 800-1205	2x 800-1205		2x 14-00532
120-0134	MECHANIQ	Square Comfort Double	2x1050	2x 41,9	32,01	38,3	2x 800-1244	2x 800-1205	2x 800-1205		2x 14-00532
120-0135	MECHANIQ	Square Comfort Double	2x1050	2x 41,9	32,01	38,3	2x 800-1244	2x 800-1205	2x 800-1205		2x 14-00532
120-0140	BIONIQ	Round Deep	700	26,4	30,89	37,16	14-00497	800-1203	800-1203	16-00083	14-00532
120-0141	BIONIQ	Round Deep	700	26,4	30,89	37,16	14-00497	800-1203	800-1203	16-00083	14-00532
120-0142	BIONIQ	Round Deep	700	26,4	30,89	37,16	14-00497	800-1203	800-1203	16-00083	14-00532
120-0143	BIONIQ	Round Deep	350	14	32,7	38,5	14-00502	800-1200	800-1200	16-00083	14-00243
120-0144	BIONIQ	Round Deep	350	14	32,7	38,5	14-00502	800-1200	800-1200	16-00083	14-00243
120-0145	BIONIQ	Round Deep	350	14	32,7	38,5	14-00502	800-1200	800-1200	16-00083	14-00243
120-0150	MAGIQ	4	1050	13,3	10,9	12,2	16-122236	800-1245	800-1245	16-00083	
120-0151	MAGIQ	4	1050	13,3	10,9	12,2	16-122236	800-1245	800-1245	16-00083	
120-0152	MAGIQ	4	1050	13,3	10,9	12,2	16-122236	800-1245	800-1245	16-00083	
120-0153	MAGIQ	8	1050	26,6	21,8	24,4	800-1220	800-1246	800-1246	16-00083	
120-0154	MAGIQ	8	1050	26,6	21,8	24,4	800-1220	800-1246	800-1246	16-00083	
120-0155	MAGIQ	8	1050	26,6	21,8	24,4	800-1220	800-1246	800-1246	16-00083	
120-0156	MAGIQ	Wallwash	500	31,4	53,3	59,85	800-1222	16-122413			
120-0157	MAGIQ	Wallwash	500	31,4	53,3	59,85	800-1222	16-122413			
120-0158	MAGIQ	Wallwash	500	31,4	53,3	59,85	800-1222	16-122413			
120-0160	BIONIQ	Square Adjustable Comfort	500	14,5	25,4	29,8	14-00502	800-1201	800-1201	16-00083	14-00110
120-0161	BIONIQ	Square Adjustable Comfort	500	14,5	25,4	29,8	14-00502	800-1201	800-1201	16-00083	14-00110
120-0162	BIONIQ	Square Adjustable Comfort	500	14,5	25,4	29,8	14-00502	800-1201	800-1201	16-00083	14-00110
120-0163	BIONIQ	Square Adjustable Comfort	350	14	32,7	38,5	14-00502	800-1200	800-1200	16-00083	14-00243
120-0164	BIONIQ	Square Adjustable Comfort	350	14	32,7	38,5	14-00502	800-1200	800-1200	16-00083	14-00243
120-0165	BIONIQ	Square Adjustable Comfort	350	14	32,7	38,5	14-00502	800-1200	800-1200	16-00083	14-00243
120-0190	OIKO		500	14,5	25,4	29,8	14-00502	800-1201	800-1201	16-00083	14-00110

ART. NO.	PRODUCT	DESCRIPTION	mA max.	power max.	LED Vf		DRIVER				
					min.	max.	0/0	DALI	PUSH-DIM	CASAMBI	PHASE CUT
120-0191	OIKO		500	14,5	25,4	29,8	14-00502	800-1201	800-1201	16-00083	14-00110
120-0192	OIKO		500	14,5	25,4	29,8	14-00502	800-1201	800-1201	16-00083	14-00110
120-0193	OIKO		500	18,7	30,2	36,45	14-00502	800-1201	800-1201	16-00083	14-00645
120-0194	OIKO		500	18,7	30,2	36,45	14-00502	800-1201	800-1201	16-00083	14-00645
120-0195	OIKO		500	18,7	30,2	36,45	14-00502	800-1201	800-1201	16-00083	14-00645
120-0196	OIKO		700	26,4	30,89	37,16	14-00497	800-1203	800-1203	16-00083	14-00532
120-0197	OIKO		700	26,4	30,89	37,16	14-00497	800-1203	800-1203	16-00083	14-00532
120-0198	OIKO		700	26,4	30,89	37,16	14-00497	800-1203	800-1203	16-00083	14-00532
120-0199	OIKO		900	34,1	30,25	36,51	800-1202	800-1204	800-1204	16-00083	
120-0200	OIKO		900	34,1	30,25	36,51	800-1202	800-1204	800-1204	16-00083	
120-0201	MAGIQ	4 Korona	1050	13,3	10,9	12,2	16-122236	800-1245	800-1245	16-00083	
120-0202	MAGIQ	4 Korona	1050	13,3	10,9	12,2	16-122236	800-1245	800-1245	16-00083	
120-0203	MAGIQ	4 Korona	1050	13,3	10,9	12,2	16-122236	800-1245	800-1245	16-00083	
120-0204	MAGIQ	8 Korona	1050	26,6	21,8	24,4	800-1220	800-1246	800-1246	16-00083	
120-0205	MAGIQ	8 Korona	1050	26,6	21,8	24,4	800-1220	800-1246	800-1246	16-00083	
120-0206	MAGIQ	8 Korona	1050	26,6	21,8	24,4	800-1220	800-1246	800-1246	16-00083	
120-0210	BIONIQ	Round Adjustable	350	12	30,6	37	not possible	800-1200	800-1200	16-00083	14-00243
120-0211	BIONIQ	Round Semi Adjustable	350	12	30,6	37	not possible	800-1200	800-1200	16-00083	14-00243
120-0212	BIONIQ	Round Deep	350	12	30,6	37	not possible	800-1200	800-1200	16-00083	14-00243
120-0213	BIONIQ	Square Adjustable	350	12	30,6	37	not possible	800-1200	800-1200	16-00083	14-00243
120-0214	BIONIQ	Square Deep	350	12	30,6	37	not possible	800-1200	800-1200	16-00083	14-00243
120-0215	BIONIQ	Square Deep Comfort	350	12	30,6	37	not possible	800-1200	800-1200	16-00083	14-00243
120-0216	BIONIQ	Square Adjust. Comfort	350	12	30,6	37	not possible	800-1200	800-1200	16-00083	14-00243
120-0217	DICE	Cave Single	350	12	30,6	37	not possible	800-1200	800-1200	16-00083	14-00243
120-0218	DICE	Cave Double	350	2x 12	30,6	37	not possible	2x 800-1200	2x 800-1200	2x 16-00083	2x 14-00243
120-0219	DICE	Cave Wallwash	350	12	30,6	37	not possible	800-1200	800-1200	16-00083	14-00243
120-0220	OIKO		350	12	30,6	37	not possible	800-1200	800-1200	16-00083	14-00243
120-0221	INVADER		350	12	30,6	37	not possible	800-1200	800-1200	16-00083	14-00243
120-0222	INVADER	Deep	350	12	30,6	37	not possible	800-1200	800-1200	16-00083	14-00243
120-0226	INVADER	Adjustable	350	12	30,6	37	not possible	800-1200	800-1200	16-00083	14-00243
120-0250	MAGIQ	4	1050	13,3	10,9	12,2	16-122236	800-1245	800-1245	16-00083	
120-0251	MAGIQ	4	1050	13,3	10,9	12,2	16-122236	800-1245	800-1245	16-00083	
120-0252	MAGIQ	4	1050	13,3	10,9	12,2	16-122236	800-1245	800-1245	16-00083	
120-0253	MAGIQ	8	1050	26,6	21,8	24,4	800-1220	800-1246	800-1246	16-00083	
120-0254	MAGIQ	8	1050	26,6	21,8	24,4	800-1220	800-1246	800-1246	16-00083	
120-0255	MAGIQ	8	1050	26,6	21,8	24,4	800-1220	800-1246	800-1246	16-00083	
120-0256	MAGIQ	Wallwash	500	31,4	53,3	59,85	800-1222	16-122413			
120-0257	MAGIQ	Wallwash	500	31,4	53,3	59,85	800-1222	16-122413			
120-0258	MAGIQ	Wallwash	500	31,4	53,3	59,85	800-1222	16-122413			
120-0259	MAGIQ	4 Korona	1050	13,3	10,9	12,2	16-122236	800-1245	800-1245	16-00083	
120-0260	MAGIQ	4 Korona	1050	13,3	10,9	12,2	16-122236	800-1245	800-1245	16-00083	
120-0261	MAGIQ	4 Korona	1050	13,3	10,9	12,2	16-122236	800-1245	800-1245	16-00083	
120-0262	MAGIQ	8 Korona	1050	26,6	21,8	24,4	800-1220	800-1246	800-1246	16-00083	
120-0263	MAGIQ	8 Korona	1050	26,6	21,8	24,4	800-1220	800-1246	800-1246	16-00083	
120-0264	MAGIQ	8 Korona	1050	26,6	21,8	24,4	800-1220	800-1246	800-1246	16-00083	
120-0290	MAGIQ	2	1050	7	5,5	6,1	16-122236	800-1245	800-1245	16-00083	
120-0291	MAGIQ	2	1050	7	5,5	6,1	16-122236	800-1245	800-1245	16-00083	
120-0292	MAGIQ	2	1050	7	5,5	6,1	16-122236	800-1245	800-1245	16-00083	
120-0293	MAGIQ	2 Korona	1050	7	5,5	6,1	16-122236	800-1245	800-1245	16-00083	
120-0294	MAGIQ	2 Korona	1050	7	5,5	6,1	16-122236	800-1245	800-1245	16-00083	
120-0295	MAGIQ	2 Korona	1050	7	5,5	6,1	16-122236	800-1245	800-1245	16-00083	
120-0296	MAGIQ	2	1050	7	5,5	6,1	16-122236	800-1245	800-1245	16-00083	
120-0297	MAGIQ	2	1050	7	5,5	6,1	16-122236	800-1245	800-1245	16-00083	
120-0298	MAGIQ	2	1050	7	5,5	6,1	16-122236	800-1245	800-1245	16-00083	
120-0299	MAGIQ	2 Korona	1050	7	5,5	6,1	16-122236	800-1245	800-1245	16-00083	
120-0300	MAGIQ	2 Korona	1050	7	5,5	6,1	16-122236	800-1245	800-1245	16-00083	
120-0301	MAGIQ	2 Korona	1050	7	5,5	6,1	16-122236	800-1245	800-1245	16-00083	
120-0302	MAGIQ	2x2	1050	13,3	11	12,2	16-122236	800-1245	800-1245	16-00083	
120-0303	MAGIQ	2x2	1050	13,3	11	12,2	16-122236	800-1245	800-1245	16-00083	
120-0304	MAGIQ	2x2	1050	13,3	11	12,2	16-122236	800-1245	800-1245	16-00083	
120-0305	MAGIQ	2x2 Korona	1050	13,3	11	12,2	16-122236	800-1245	800-1245	16-00083	
120-0306	MAGIQ	2x2 Korona	1050	13,3	11	12,2	16-122236	800-1245	800-1245	16-00083	
120-0307	MAGIQ	2x2 Korona	1050	13,3	11	12,2	16-122236	800-1245	800-1245	16-00083	
120-0308	MAGIQ	2x2	1050	13,3	11	12,2	16-122236	800-1245	800-1245	16-00083	
120-0309	MAGIQ	2x2	1050	13,3	11	12,2	16-122236	800-1245	800-1245	16-00083	
120-0310	MAGIQ	2x2	1050	13,3	11	12,2	16-122236	800-1245	800-1245	16-00083	
120-0311	MAGIQ	2x2 Korona	1050	13,3	11	12,2	16-122236	800-1245	800-1245	16-00083	
120-0312	MAGIQ	2x2 Korona	1050	13,3	11	12,2	16-122236	800-1245	800-1245	16-00083	
120-0313	MAGIQ	2x2 Korona	1050	13,3	11	12,2	16-122236	800-1245	800-1245	16-00083	

= NATURAL DIM

ART. NO.	PRODUCT	DESCRIPTION	mA max.	power max.	LED Vf		DRIVER				
					min.	max.	0/0	DALI	PUSH-DIM	CASAMBI	PHASE CUT
120-0314	MAGIQ	Hollow Wallwash	700	19	22,3	24,7	14-00497	800-1229	800-1229	16-00083	14-00097
120-0315	MAGIQ	Hollow Wallwash	700	19	22,3	24,7	14-00497	800-1229	800-1229	16-00083	14-00097
120-0316	MAGIQ	Hollow Wallwash	700	19	22,3	24,7	14-00497	800-1229	800-1229	16-00083	14-00097
120-0317	MAGIQ	Hollow Wallwash Korona	700	19	22,3	24,7	14-00497	800-1229	800-1229	16-00083	14-00097
120-0318	MAGIQ	Hollow Wallwash Korona	700	19	22,3	24,7	14-00497	800-1229	800-1229	16-00083	14-00097
120-0319	MAGIQ	Hollow Wallwash Korona	700	19	22,3	24,7	14-00497	800-1229	800-1229	16-00083	14-00097
120-0320	MAGIQ	Hollow Wallwash	700	19	22,3	24,7	14-00497	800-1229	800-1229	16-00083	14-00097
120-0321	MAGIQ	Hollow Wallwash	700	19	22,3	24,7	14-00497	800-1229	800-1229	16-00083	14-00097
120-0322	MAGIQ	Hollow Wallwash	700	19	22,3	24,7	14-00497	800-1229	800-1229	16-00083	14-00097
120-0323	MAGIQ	Hollow Wallwash Korona	700	19	22,3	24,7	14-00497	800-1229	800-1229	16-00083	14-00097
120-0324	MAGIQ	Hollow Wallwash Korona	700	19	22,3	24,7	14-00497	800-1229	800-1229	16-00083	14-00097
120-0325	MAGIQ	Hollow Wallwash Korona	700	19	22,3	24,7	14-00497	800-1229	800-1229	16-00083	14-00097
120-0333	INVADER		350	13,4	31,73	38,39	14-00502	800-1200	800-1200	16-00083	14-00243
120-0334	INVADER		350	13,4	31,73	38,39	14-00502	800-1200	800-1200	16-00083	14-00243
120-0335	INVADER		350	13,4	31,73	38,39	14-00502	800-1200	800-1200	16-00083	14-00243
120-0336	INVADER	Deep	350	13,4	31,73	38,39	14-00502	800-1200	800-1200	16-00083	14-00243
120-0337	INVADER	Deep	350	13,4	31,73	38,39	14-00502	800-1200	800-1200	16-00083	14-00243
120-0338	INVADER	Deep	350	13,4	31,73	38,39	14-00502	800-1200	800-1200	16-00083	14-00243
120-0339	INVADER	Adjustable	350	13,4	31,73	38,39	14-00502	800-1200	800-1200	16-00083	14-00243
120-0340	INVADER	Adjustable	350	13,4	31,73	38,39	14-00502	800-1200	800-1200	16-00083	14-00243
120-0341	INVADER	Adjustable	350	13,4	31,73	38,39	14-00502	800-1200	800-1200	16-00083	14-00243
120-0342	DICE	Cave Single	350	13,4	31,73	38,39	14-00502	800-1200	800-1200	16-00083	14-00243
120-0343	DICE	Cave Single	350	13,4	31,73	38,39	14-00502	800-1200	800-1200	16-00083	14-00243
120-0344	DICE	Cave Single	350	13,4	31,73	38,39	14-00502	800-1200	800-1200	16-00083	14-00243
120-0345	DICE	Cave Double	350	26,8	31,73	38,39	14-00502	2x 800-1200	2x 800-1200	2x 16-00083	2x 14-00243
120-0346	DICE	Cave Double	350	26,8	31,73	38,39	14-00502	2x 800-1200	2x 800-1200	2x 16-00083	2x 14-00243
120-0347	DICE	Cave Double	350	26,8	31,73	38,39	14-00502	2x 800-1200	2x 800-1200	2x 16-00083	2x 14-00243
120-0348	DICE	Cave Wallwash	350	13,4	31,73	38,39	14-00502	800-1200	800-1200	16-00083	14-00243
120-0349	DICE	Cave Wallwash	350	13,4	31,73	38,39	14-00502	800-1200	800-1200	16-00083	14-00243
120-0350	DICE	Cave Wallwash	350	13,4	31,73	38,39	14-00502	800-1200	800-1200	16-00083	14-00243
120-0360	OIKO	Pro asym.	600	12	16,5	19,5	800-1250	800-1242	800-1242	16-00083	
120-0361	OIKO	Pro 10°	225	9,3	35	40,4	800-1247	800-1248	800-1248		
120-0362	OIKO	Pro 30°	600	12	16,5	19,5	800-1250	800-1242	800-1242	16-00083	
120-0363	OIKO	Pro 50°	600	12	16,5	19,5	800-1250	800-1242	800-1242	16-00083	
120-0364	OIKO	Pro 70°	600	12	16,5	19,5	800-1250	800-1242	800-1242	16-00083	
120-0365	OIKO	Pro asym. tunable white	350	9	22,6	25		800-1251	800-1251		
120-0367	OIKO	Pro 30° tunable white	350	9	22,6	25		800-1251	800-1251		
120-0368	OIKO	Pro 50° tunable white	350	9	22,6	25		800-1251	800-1251		
120-0369	OIKO	Pro 70° tunable white	350	9	22,6	25		800-1251	800-1251		
120-0386	MAGIQ MICRO DOT	4	1050	13,3	10,9	12,2	16-122236	800-1245	800-1245	16-00083	
120-0387	MAGIQ MICRO DOT	4	1050	13,3	10,9	12,2	16-122236	800-1245	800-1245	16-00083	
120-0388	MAGIQ MICRO DOT	4	1050	13,3	10,9	12,2	16-122236	800-1245	800-1245	16-00083	
120-0401	MAGIQ MICRO DOT	8	1050	26,6	21,8	24,4	800-1220	800-1246	800-1246	16-00083	
120-0402	MAGIQ MICRO DOT	8	1050	26,6	21,8	24,4	800-1220	800-1246	800-1246	16-00083	
120-0403	MAGIQ MICRO DOT	8	1050	26,6	21,8	24,4	800-1220	800-1246	800-1246	16-00083	
120-0398	MAGIQ MICRO DOT	2	1050	7	5,5	6,1	16-122236	800-1245	800-1245	16-00083	
120-0399	MAGIQ MICRO DOT	2	1050	7	5,5	6,1	16-122236	800-1245	800-1245	16-00083	
120-0400	MAGIQ MICRO DOT	2	1050	7	5,5	6,1	16-122236	800-1245	800-1245	16-00083	
120-0395	MAGIQ MICRO DOT	2x2	1050	13,3	11	12,2	16-122236	800-1245	800-1245	16-00083	
120-0396	MAGIQ MICRO DOT	2x2	1050	13,3	11	12,2	16-122236	800-1245	800-1245	16-00083	
120-0397	MAGIQ MICRO DOT	2x2	1050	13,3	11	12,2	16-122236	800-1245	800-1245	16-00083	
810-1040	MAGIQ	Pro asym.	500	9,8	16,5	19,2	44-01098	800-1249	800-1249	16-00083	14-00110
810-1041	MAGIQ	Pro 10°	225	9,3	35	40,4	800-1247	800-1248	800-1248		
810-1042	MAGIQ	Pro 30°	500	9,8	16,5	19,2	44-01098	800-1249	800-1249	16-00083	14-00110
810-1043	MAGIQ	Pro 50°	500	9,8	16,5	19,2	44-01098	800-1249	800-1249	16-00083	14-00110
810-1044	MAGIQ	Pro 70°	500	9,8	16,5	19,2	44-01098	800-1249	800-1249	16-00083	14-00110
810-1045	MAGIQ	Pro asym. tunable white	350	9	22,6	25		800-1251	800-1251		
810-1047	MAGIQ	Pro 30° tunable white	350	9	22,6	25		800-1251	800-1251		
810-1048	MAGIQ	Pro 50° tunable white	350	9	22,6	25		800-1251	800-1251		
810-1049	MAGIQ	Pro 70° tunable white	350	9	22,6	25		800-1251	800-1251		
810-1050	MAGIQ	Pro asym.	500	9,8	16,5	19,2	44-01098	800-1249	800-1249	16-00083	14-00110
810-1051	MAGIQ	Pro 10°	225	9,3	35	40,4	800-1247	800-1248	800-1248		
810-1052	MAGIQ	Pro 30°	500	9,8	16,5	19,2	44-01098	800-1249	800-1249	16-00083	14-00110
810-1053	MAGIQ	Pro 50°	500	9,8	16,5	19,2	44-01098	800-1249	800-1249	16-00083	14-00110
810-1054	MAGIQ	Pro 70°	500	9,8	16,5	19,2	44-01098	800-1249	800-1249	16-00083	14-00110
810-1055	MAGIQ	Pro asym. tunable white	350	9	22,6	25		800-1251	800-1251		
810-1057	MAGIQ	Pro 30° tunable white	350	9	22,6	25		800-1251	800-1251		
810-1058	MAGIQ	Pro 50° tunable white	350	9	22,6	25		800-1251	800-1251		
810-1059	MAGIQ	Pro 70° tunable white	350	9	22,6	25		800-1251	800-1251		

INVADER
ADJUSTABLE



SANDRO STORE MIAMI, USA | PHOTO: ALEX MILAN | ARCHITECTURE: SMCP PARIS | LIGHT PLANNING: OWL STUDIO

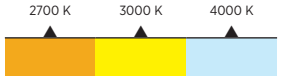



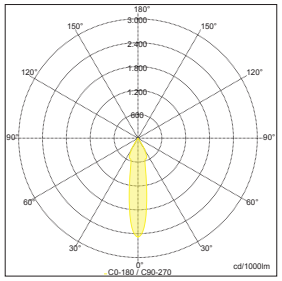

Sample:
ART. N° 120-0340-03 03 12 20, 3000 K, 20°

INVADER steht für maximale Flexibilität und maßgeschneiderte Beleuchtung. Die randlose Variante der Strahler integriert sich nahtlos in die Decke und unterstreicht so die architektonische Wirkung des Raums. Als INVADER ADJUSTABLE lässt sich der Strahler stufenlos drehen und kippen. Für kreative Akzente sorgen 625 mögliche Farbkombinationen zwischen dem Einbauring und dem Ausblendkegel Korona Cone.

INVADER stands for maximum flexibility and tailor-made lighting. The trimless version of the spotlights integrates seamlessly into the ceiling, emphasizing the architectural effect of the room. As INVADER ADJUSTABLE, the spotlight can be infinitely turned and tilted. 625 possible color combinations between the mounting ring and the Korona Cone masking cone provide creative accents.

EASY ACCESS



Das spezielle Entsperrsystem ermöglicht den einfachen Ausbau der ganzen Einheit zu Wartungszwecken. Die Installation ist in Gipsdecken mit einer Stärke von bis zu 15 mm möglich.

The special unlocking system allows easy removal of the entire unit for maintenance. Installation is possible in plasterboard ceilings with a thickness of up to 15 mm.

DISCREET ADJUSTMENT



Der INVADER-Strahler ist tief eingelassen, damit nach abgeschlossener Justierung kein Ring mehr an der Decke sichtbar ist.

The INVADER is deeply recessed to ensure no visible ring pops out of the ceiling after full adjustment.

MULTI-COLOR



Einbauring sowie KORONA CONE sind in allen 25 PROLICHT-Farben erhältlich. Mit diesen 625 möglichen Farbkombinationen lassen sich gezielt Akzente setzen und eine Abstimmung im Innenraum vornehmen.

Mounting ring and Korona Cone are available in all 25 PROLICHT colors. With 625 available color combinations, it is possible to highlight specific features and create a mood in the interior space.

DIM TO WARM

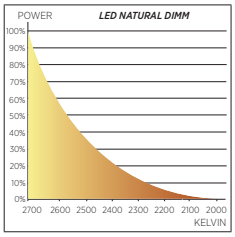

Diese Leuchte ist mit Natural Dim Unterstützung verfügbar. Durch Dimmung der Leuchte wird das Lichtbild nicht nur dunkler, sondern auch wärmer.

This luminaire is available with Natural Dim support. Dimming the light makes the light pattern not only darker, but warmer.



COLOR

◆ MOUNTING FRAME ▲ CONE

RAL Classic or any other special color on request

SHAPE

DIAMETER	mm
	Ø 90

CEILING THICKNESS			mm
10	12.5	15	

FEATURES

LENS PACK
SPREAD LENS | LINEAR SPREAD LENS | HONEYCOMB

KORONA CONE
25 COLORS

ON REQUEST

ADDITIONAL OPTIONS
INDIVIDUAL SIZES
SPECIAL COLOR TEMPERATURE
SPECIAL CONTROL OPTIONS
SPECIAL BEAM ANGLES
INDIVIDUAL CEILING THICKNESS
RGB | TUNABLE WHITE
EMERGENCY LIGHTING
SPECIAL LED
INSTALLATION FRAME FOR WOOD CEILINGS

OPTICS

CCT COLOR TEMPERATURE
2700 K
3000 K
4000 K
NATURAL DIM

BEAM ANGLES
20° | 40° | 60° REFLECTORS

CONTROL
STANDARD ON | OFF
DALI DIM
PUSH DIM
CASAMBI
PHASE CUT



MAKE IT YOURS!

CONFIGURE ONLINE:
PROLICHT.AT/INVADER



INVADER ADJUSTABLE

QF › 62 | 350 mA | IP20 | excl. | 150 | 115 | 10|12,5|15 | 180° | 30° | A++



DIMENSION MM	LED	WATT MAX.	LUMEN MAX.	CRI	ART.-NO STANDARD	ART.-NO DIM	1-29 ◆	1-29 ▲	TECHN. OPTIONS ⬆	TECHN. OPTIONS ⏢
Ø 90 H: 126	2700 K	13.4	890	90	120-0339		◆	▲	⬆	⏢
	3000 K	13.4	920	90	120-0340		◆	▲	⬆	⏢
	4000 K	13.4	990	90	120-0341		◆	▲	⬆	⏢
	NATUR. DIM	14.7	770	90		120-0226	◆	▲	⬆	⏢

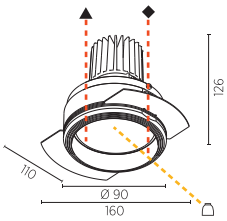

REFLECTOR: 20 (20°) | 40 (40°) | 60 (60°) ⏢

CEILING THICKNESS ⬆: 10 | 12 | 15 (10 | 12.5 | 15)

ORDER EXAMPLE: ◆ ▲ ⬆ ⏢ — **120-0226 - 02 03 10 20** (02 black, 03 white, 10 10 mm, 20 20°)

KANN-ZUBEHÖR > CAN-HAVE ACCESSORY		DIMENSION MM	ART.-NO		TECHN. OPTIONS			
	*LINEARE STREULINSE LINEAR SPREAD LENS*	Ø 49 H: 3	800-1051					
	*STREULINSE SPREAD LENS*	Ø 49 H: 3	800-1031					
	*WABENRASTER (BLENDSCHUTZ) HONEYCOMB GLARE PROTECTION*	Ø 49 H: 3	800-1011					



SANDRO STORE MIAMI, USA | PHOTO: ALEX TARAJANO PHOTOGRAPH ARCHITECTURE: SMCP PARIS | LIGHT PLANNING: OWL STUDIO

Hinweise zu technischen Angaben auf Seite 893 | *Technical data are subject to our data policy on page 893*


ROMANCE

INVADER
STANDARD | DEEP



K.U.S. BRAND STORE, SWITZERLAND | PHOTO: ARMIN KURTIANI | ARCHITECTURE: ARMELLINI DESIGN GMBH | LIGHT PLANNING: PROLICHT

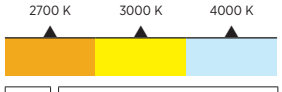



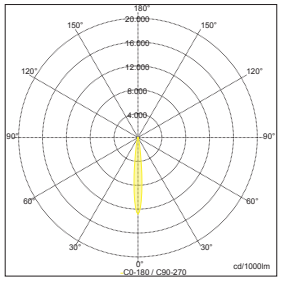

Sample:
ART. N° 120-0003-03 12, 4000 K, 12° LENS

Für optimale Blendfreiheit und besten visuellen Komfort sorgen die randlosen Strahler INVADER STANDARD und INVADER DEEP. Der vor allem in der Variante DEEP tief in das Gehäuse zurückversetzte Reflektor erzeugt eine entspannte Lichtatmosphäre. Ein besonders ausdrucksvolles Farbenspiel und exakte Punktbeleuchtung lassen sich mit dem Einsatz spezieller TIR-Linsen (Total Internal Reflection) erzielen.

The borderless spotlights INVADER STANDARD and INVADER DEEP ensure optimal freedom from glare and perfect visual comfort. The reflector, which is set back deep into the housing, especially in the DEEP version, creates a relaxed light atmosphere. A particularly expressive play of colors and exact point lighting can be achieved with the use of special TIR (Total Internal Reflection) lenses.

EASY ACCESS



Das spezielle Entsperrsystem ermöglicht den einfachen Ausbau der ganzen Einheit zu Wartungszwecken. Die Installation ist in Gipsdecken mit einer Stärke von bis zu 15 mm möglich.

The special unlocking system allows easy removal of the entire unit for maintenance. The installation is possible in plasterboard ceilings with a thickness of up to 15 mm.

REFLECTOR OR LENS



Für INVADER-Strahler stehen unterschiedliche Linsen und Reflektoren zur Verfügung. So kann - je nach Anforderung - die jeweils beste Lichttechnik verwendet werden.

Different lenses and reflectors are available for INVADER spots. Depending on the requirements, the best lighting technology can be used.

KORONA CONE



Der Ausblendkegel ist in verschiedenen Farben und Höhen verfügbar und sorgt für farbige Akzente. Er lässt sich einfach in das randlose Einbaugehäuse hineinschrauben.

The blanking cone is available in different colors and heights and provides colored highlights. It can simply be screwed into the rimless installation housing.

DIM TO WARM

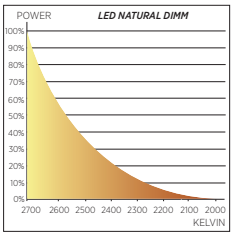

Diese Leuchte ist mit Natural Dim Unterstützung verfügbar. Durch Dimmung der Leuchte wird das Lichtbild nicht nur dunkler, sondern auch wärmer.

This luminaire is available with Natural Dim support. Dimming the light not only makes the photo darker but also warmer.





COLOR

◆ HOUSING

RAL Classic or any other special color on request

SHAPE

DIAMETER	mm
Ø 39	Ø 71

CEILING THICKNESS	mm
10	12.5	15

FEATURES

LENS PACK

SPREAD LENS | LINEAR SPREAD LENS | HONEYCOMB

KORONA CONE

25 COLORS

ON REQUEST

ADDITIONAL OPTIONS
INDIVIDUAL SIZES
SPECIAL COLOR TEMPERATURE
SPECIAL CONTROL OPTIONS
SPECIAL BEAM ANGLES
INDIVIDUAL CEILING THICKNESS
RGB | TUNABLE WHITE
EMERGENCY LIGHTING
SPECIAL LED
INSTALLATION FRAME FOR WOOD CEILINGS

OPTICS

CCT COLOR TEMPERATURE
2700 K
3000 K
4000 K
NATURAL DIM (STANDARD & DEEP Ø 71)

BEAM ANGLES

20° | 33° | 40° | 47° | 60° | 65° REFLECTORS

12° | 20° | 35° LENS

CONTROL

STANDARD ON | OFF

DALI DIM

PUSH DIM

CASAMBI

PHASE CUT



MAKE IT YOURS!

CONFIGURE ONLINE:
PROLICHT.AT/INVADER



INVADER

QF › 62 IP20 excl. A++

	DIMENSION MM	LED	WATT MAX.	LUMEN MAX.	CRI	ART.-NO	1-29	TECHN. OPTIONS	
	Ø 39 H: 72	2700 K	6.8	660	90	120-0008	◆	1	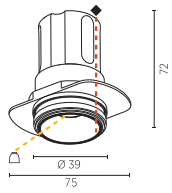
		3000 K	6.8	690	90	120-0009	◆	1	
		4000 K	6.8	740	90	120-0010	◆	1	
								250 mA	150 45 10-30
	Ø 39 H: 49	2700 K	2.3	160	90	120-0001	◆		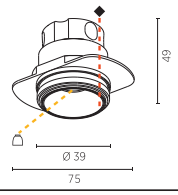
		3000 K	2.3	170	90	120-0002	◆		
		4000 K	2.3	180	90	120-0003	◆		
								700 mA	150 45 10-30
	Ø 71 H: 99	2700 K	13.4	890	90	120-0333	◆	2 ⬆	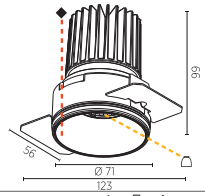
		3000 K	13.4	920	90	120-0334	◆	2 ⬆	
		4000 K	13.4	990	90	120-0335	◆	2 ⬆	
	Ø 71 H: 99	NATUR. DIM	14.7	770	90	120-0221	◆	2 ⬆	
								350 mA	115 79 10|12,5|15

CEILING THICKNESS	10	12	15	LENS	12	20	35	REFLECTOR	33	47	65	1	20	40	60	2
	10	12.5	15		12°	20°	35°		33°	47°	65°		20°	40°	60°	

ORDER EXAMPLE: ◆ 🔒 ⬆
120-0221 - 02 20 10
black 20° 10 mm

KANN-ZUBEHÖR > CAN-HAVE ACCESSORY		DIMENSION MM	ART.-NO		TECHN. OPTIONS			
	Steckbrücke *jumper*	20x6 H:3	LDL-AC3					
 2x	LED-VERBINDER FÜR: 120-0001 120-0011 120-0002 120-0012 120-0003 120-0013 *LED CONNECTOR FOR: 120-0001 120-0011 120-0002 120-0012 120-0003 120-0013*	40x14 H:12	LDLAC21				1000	Nicht unter Spannung LED aus-/einstecken! Alle Steckplätze müssen belegt sein. Ansonsten muss eine Steckbrücke verwendet werden. *Do not plug in or unplug LED when the power is on. All sockets must be occupied - if not a jumper must be used.*
		40x14 H:12	LDLAC22				2000	
		40x14 H:12	LDLAC23				3000	
 3x		55x14 H:12	LDLAC231				1000	
		55x14 H:12	LDLAC232				2000	
		55x28 H:12	LDLAC233				3000	
 6x		55x28 H:12	LDLAC261				1000	
		55x28 H:12	LDLAC263				3000	
	*LINEARE STREULINSE LINEAR SPREAD LENS*	Ø 49 H: 3	800-1051					
	*STREULINSE SPREAD LENS*	Ø 49 H: 3	800-1031					
	*WABENRASTER (BLENDSCHUTZ) HONEYCOMB GLARE PROTECTION*	Ø 49 H: 3	800-1011					

Hinweise zu technischen Angaben auf Seite 893 | *Technical data are subject to our data policy on page 893*

INVADER DEEP

QF › 62 IP20 excl. A++

DIMENSION MM	LED	WATT MAX.	LUMEN MAX.	CRI	ART.-NO	1-29	TECHN. OPTIONS	
Ø 39 H: 80	2700 K	6.8	660	90	120-0018	◆	1	
	3000 K	6.8	690	90	120-0019	◆	1	
	4000 K	6.8	740	90	120-0020	◆	1	
							250 mA	150 / 45 / 10-30
Ø 39 H: 58	2700 K	2.3	160	90	120-0011	◆		
	3000 K	2.3	170	90	120-0012	◆		
	4000 K	2.3	180	90	120-0013	◆		
							700 mA	150 / 45 / 10-30
Ø 71 H: 124	NATUR. DIM	14.7	770	90	120-0222	◆	2 ⬆	
							350 mA	140 / 79 / 10|12,5|15
Ø 71 H: 124	2700 K	15	1210	90	120-0336	◆	2 ⬆	
	3000 K	15	1260	90	120-0337	◆	2 ⬆	
	4000 K	15	1350	90	120-0338	◆	2 ⬆	
							350 mA	140 / 79 / 10|12,5|15

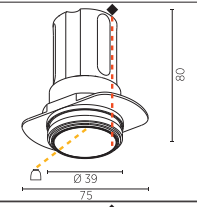

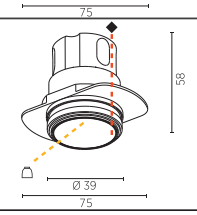

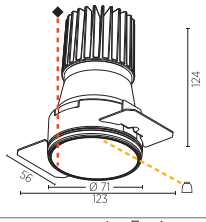

CEILING THICKNESS: 10 (10) | 12 (12.5) | 15 (15) ⬆

LENS: 12 (12°) | 20 (20°) | 35 (35°)

REFLECTOR: 33 (33°) | 47 (47°) | 65 (65°) | 20 (20°) | 40 (40°) | 60 (60°)

ORDER EXAMPLE: ◆ 120-0222 - 02 (black) 20 (20°) ⬆ 10 (10 mm)



INSPIRATION | RENDERING - COMM.AG

BIONIQ

ROUND ADJUSTABLE
SEMI ADJUSTABLE | DEEP



INSPIRATION | FORMSTADT

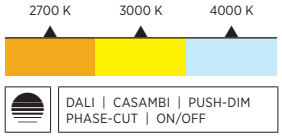

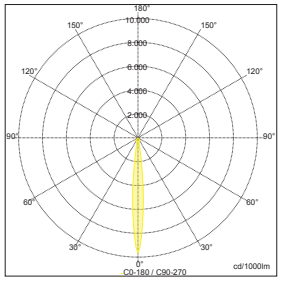

Sample:
ART. N° 120-0035-03 12, 4000 K,
10° SUPERSPOT

BIONIQ ROUND ist ein ausgereiftes Lichtwerkzeug für Spezialaufgaben. Dreh- und schwenkbar und gespickt mit technischen Raffinessen bieten die Einbaustrahler Beleuchtung auf höchstem Niveau. Kennzeichen sind eine extrem hohe Lichtausbeute und eine punktgenaue Ausleuchtung. Präzise justiert wird der Lichtaustritt über eine elegant gestaltete und exakte Gradanzeige am Reflektor.

BIONIQ ROUND is a sophisticated lighting tool for special tasks. Rotatable, swiveling and peppered with technical refinements, the recessed spotlights offer lighting of the highest standard. Characteristics are an extremely high luminous efficacy and pinpoint illumination. The light output is precisely adjusted via an elegantly designed and precise degree indicator on the reflector.

EASY ACCESS



Das spezielle Entsperrsystem ermöglicht den einfachen Ausbau der ganzen Einheit zu Wartungszwecken. Die Installation ist in Gipsdecken mit einer Stärke von bis zu 15 mm möglich.

The special unlocking system allows easy removal of the entire unit for maintenance. The installation is possible in plasterboard ceilings with a thickness of up to 15 mm.

ONE LOCK



Das ONE LOCK-System vereinfacht die Montage und Wartung. Es ermöglicht die vertikale Drehung sowie horizontale Kippposition und lässt sich mit einer einzigen Schraube fixieren.

The ONE LOCK system simplifies assembly and maintenance. It allows the vertical rotation and horizontal tilting position and can be fixed with a single screw.

ZERO LIGHT LEAKAGE



Die Konstruktion dieser Leuchte verhindert einen unerwünschten Lichtaustritt. Somit eignet sie sich auch ideal für den Einbau in Akustik- und Lochdecken oder sogar Regale.

The construction of this luminaire prevents unwanted light leakage. Thus, it is also ideal for installation in acoustic and perforated ceilings or even shelves.

ONE Ø - DIFFERENT FUNCTIONS



3 Einbausituationen bei gleichem Durchmesser: starr oder justierbar, um auf bauseitige Gegebenheiten reagieren zu können. Verschiedene Verteilungen und Lichtfarben geben größtmögliche Planungsfreiheit.

3 installation positions with the same diameter: rigid or adjustable in order to be able to react to on-site conditions. Different distributions and light colors give the greatest possible planning freedom.







COLOR

◆ MOUNTING FRAME

RAL Classic or any other special color on request

SHAPE

DIAMETER		mm
Ø 95	Ø 128	Ø 136

CEILING THICKNESS		mm
10	12.5	15

OPTICS

CCT	COLOR TEMPERATURE
	2700 K
	3000 K
	4000 K
	NATURAL DIM

BEAM ANGLES	
10° | 20° | 25° | 40° | 60°	REFLECTORS
10°	SUPER SPOT

CONTROL
STANDARD ON | OFF
DALI DIM
PUSH DIM
CASAMBI
PHASE CUT

FEATURES

LENS PACK
SPREAD LENS | LINEAR SPREAD LENS | HONEYCOMB

ADJUSTABILITY	ADJUSTABLE
	TILTING: ±30°
	ROTATION: 355°
	SEMI ADJUSTABLE
	TILTING: ±10°
	ROTATION: 355°









ON REQUEST

ADDITIONAL OPTIONS
SPECIAL COLOR TEMPERATURE
SPECIAL CONTROL OPTIONS
SPECIAL BEAM ANGLES
INDIVIDUAL CEILING THICKNESS
RGB | TUNABLE WHITE
EMERGENCY LIGHTING
SPECIAL LED
INSTALLATION FRAME FOR WOOD CEILINGS

MAKE IT YOURS!

CONFIGURE ONLINE:
PROLICHT.AT/BIONIQ



BIONIQ ROUND ADJUSTABLE

QF › 62 | IP20 | excl. | 10|12,5|15|25 | 30° | 355° | A++

DIMENSION MM	LED	WATT MAX.	LUMEN MAX.	CRI	ART.-NO	1-29	TECHN. OPTIONS
Ø 95 H: 112	2700 K	12.1	850	90	120-0033	◆	⬆
	3000 K	14.7	950	90	120-0034	◆	⬆
	4000 K	14.7	1040	90	120-0035	◆	⬆
s|s 10°							350 mA 130 111
Ø 95 H: 112	2700 K	14.5	940	90	120-0030	◆	⬆ 1
	3000 K	14.5	980	90	120-0031	◆	⬆ 1
	4000 K	14.5	1050	90	120-0032	◆	⬆ 1
							500 mA 130 111
Ø 95 H: 112	NATUR. DIM	14.7	770	90	120-0210	◆	⬆ 1
							350 mA 130 111
Ø 128 H: 136	2700 K	12.1	870	90	120-0060	◆	⬆
	3000 K	14.7	970	90	120-0061	◆	⬆
	4000 K	14.7	1060	90	120-0062	◆	⬆
s|s 10°							350 mA 150 140
Ø 128 H: 136	2700 K	26.4	2030	90	120-0057	◆	⬆ 2
	3000 K	26.4	2080	90	120-0058	◆	⬆ 2
	4000 K	26.4	2230	90	120-0059	◆	⬆ 2
							700 mA 150 140

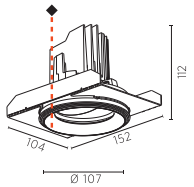

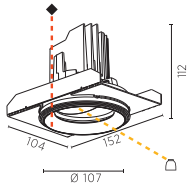

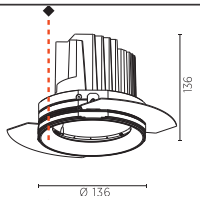

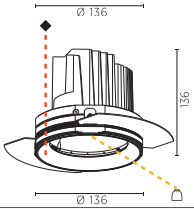

REFLECTOR: 20 40 60 1 | 20 25 40 2 (20° 40° 60° | 20° 25° 40°)

CEILING THICKNESS: 10 12 15 25 (10 12.5 15 25)

ORDER EXAMPLE: ◆ ⬆ — **120-0030 - 02 10 20** (black, 10 mm, 20°)

BIONIQ ROUND SEMI ADJUSTABLE

QF › 62 | IP20 | excl. | 10|12,5|15|25 | 10° | 355° | A++

DIMENSION MM	LED	WATT MAX.	LUMEN MAX.	CRI	ART.-NO	1-29	TECHN. OPTIONS
Ø 95 H: 113	2700 K	12.1	850	90	120-0039	◆	⬆
	3000 K	14.7	950	90	120-0040	◆	⬆
	4000 K	14.7	1040	90	120-0041	◆	⬆
s|s 10°							350 mA 130 111
Ø 95 H: 113	2700 K	14.5	940	90	120-0036	◆	⬆ 1
	3000 K	14.5	980	90	120-0037	◆	⬆ 1
	4000 K	14.5	1050	90	120-0038	◆	⬆ 1
							500 mA 130 111
Ø 95 H: 113	NATUR. DIM	14.7	770	90	120-0211	◆	⬆ 1
							350 mA 130 111
Ø 136 H: 136	2700 K	12.1	870	90	120-0066	◆	⬆
	3000 K	14.7	970	90	120-0067	◆	⬆
	4000 K	14.7	1060	90	120-0068	◆	⬆
s|s 10°							350 mA 150 140
Ø 136 H: 136	2700 K	26.4	2030	90	120-0063	◆	⬆ 2
	3000 K	26.4	2080	90	120-0064	◆	⬆ 2
	4000 K	26.4	2230	90	120-0065	◆	⬆ 2
							700 mA 150 140

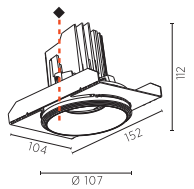

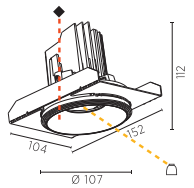

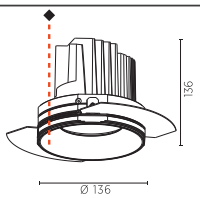

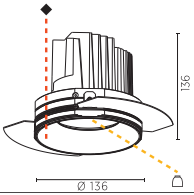

REFLECTOR: 20 40 60 1 | 20 25 40 2 (20° 40° 60° | 20° 25° 40°)

CEILING THICKNESS: 10 12 15 25 (10 12.5 15 25)

ORDER EXAMPLE: ◆ ⬆ — **120-0036 - 02 10 20** (black, 10 mm, 20°)

Hinweise zu technischen Angaben auf Seite 893 | *Technical data are subject to our data policy on page 893*

BIONIQ ROUND DEEP

QF › 62 | IP20 | excl. | 10|12,5|15|25 | A++

DIMENSION MM	LED	WATT MAX.	LUMEN MAX.	CRI	ART.-NO	1-29	TECHN. OPTIONS	
Ø 95 H: 130	2700 K	14.5	940	90	120-0042	◆	⬆ 1	
	3000 K	0.0	995	90	120-0043	◆	⬆ 1	
	4000 K	14.5	1050	90	120-0044	◆	⬆ 1	
							500 mA	150 / 111
Ø 95 H: 130	NATUR. DIM	14.7	770	90	120-0212	◆	⬆ 1	
							350 mA	150 / 111
Ø 136 H: 151	2700 K	12.1	870	90	120-0143	◆	⬆	
	3000 K	14.7	970	90	120-0144	◆	⬆	
	4000 K	14.7	1060	90	120-0145	◆	⬆	
s/s 10"							350 mA	170 / 140
Ø 136 H: 151	2700 K	26.4	2030	90	120-0140	◆	⬆ 2	
	3000 K	26.4	2080	90	120-0141	◆	⬆ 2	
	4000 K	26.4	2230	90	120-0142	◆	⬆ 2	
							700 mA	170 / 140

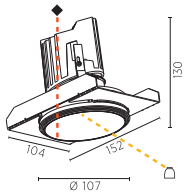

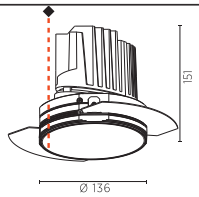

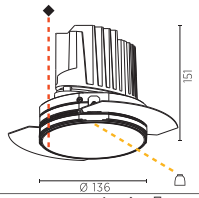

REFLECTOR: 20 (20°) | 40 (40°) | 60 (60°) 1 | 20 (20°) | 25 (25°) | 40 (40°) 2

CEILING THICKNESS: 10 | 12 | 15 | 25 ⬆ (10 | 12.5 | 15 | 25)

ORDER EXAMPLE: ◆ ⬆ ⌂ **120-0042 - 02 10 20** (02 black, 10 10 mm, 20 20°)

KANN-ZUBEHÖR > CAN-HAVE ACCESSORY	DIMENSION MM	ART.-NO		TECHN. OPTIONS			
LINEARE STREULINSE LINEAR SPREAD LENS	Ø 53 H: 3	800-1041					Ø 53
LINEARE STREULINSE LINEAR SPREAD LENS	Ø 79 H: 3	800-1042					Ø 79
STREULINSE SPREAD LENS	Ø 53 H: 3	800-1021					Ø 53
STREULINSE SPREAD LENS	Ø 79 H: 3	800-1022					Ø 79
WABENRASTER (BLENDSCHUTZ) HONEYCOMB GLARE PROTECTION	Ø 53 H: 3	800-1001					Ø 53
WABENRASTER (BLENDSCHUTZ) HONEYCOMB GLARE PROTECTION	Ø 79 H: 3	800-1002					Ø 79

BIONIQ
SQUARE ADJUSTABLE | DEEP



INSPIRATION | RENDERING – COMM.AG

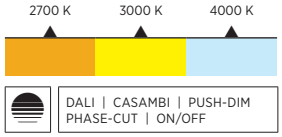

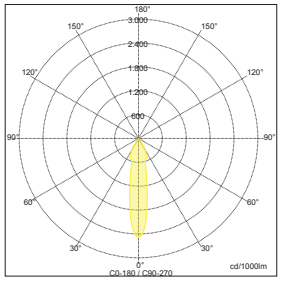

Sample:
ART. N° 120-0047-03 03 12 20, 3000 K, 20°

Exzellente Beleuchtung kombiniert mit starkem Design: BIONIQ SQUARE setzt als ADJUSTABLE oder DEEP ein kompromisslos-es Statement für gehobene Ansprüche. Wie die Variante ROUND ist BIONIQ SQUARE für präzise und atmosphärische Lichtszenarien gradgenau justierbar und überzeugt durch seine inneren Qualitäten. Zugleich erschafft die geometrische Form des Strahlers intensive optische Effekte.

Excellent lighting combined with strong design: BIONIQ SQUARE, as ADJUSTABLE or DEEP, makes an uncompromising statement for high standards. Like the ROUND variant, BIONIQ SQUARE is finely adjustable for precise and atmospheric light scenarios and has impressive inner qualities. At the same time, the geometric shape of the spotlight creates intense visual effects.

EASY ACCESS



Das spezielle Entsperrsystem ermöglicht den einfachen Ausbau der ganzen Einheit zu Wartungszwecken. Die Installation ist in Gipsdecken mit einer Stärke von bis zu 25 mm möglich.

The special unlocking system allows easy removal of the entire unit for maintenance. The installation is possible in plasterboard ceilings with a thickness of up to 25 mm.

COMFORT COVER



Der BIONIQ COMFORT Strahler bietet erhöhten visuellen Komfort. Die magnetische Komfort-Abdeckung ist in allen PROLICHT-Farben erhältlich.

The BIONIQ COMFORT spotlight offers increased visual comfort. The magnetic comfort cover is available in all PROLICHT colors.

ENCAPSULATED ADJUSTMENT SYSTEM

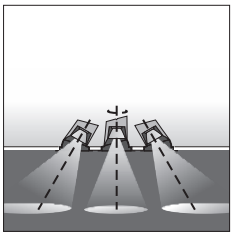

Dank des ENCAPSULATED ADJUSTMENT SYSTEMs (EAS) kann der Strahler präzise ausgerichtet werden. Die spezielle Konstruktion verhindert einen unerwünschten Lichtaustritt zur Decke.

Thanks to the ENCAPSULATED ADJUSTMENT SYSTEM (EAS), the spotlight can be precisely aligned. The special design prevents unwanted light leakage to the ceiling.

PRECISE ADJUSTMENT



Die spezielle Konstruktion ermöglicht eine präzise Ausrichtung und Fixierung von Dreh- und Kippwinkeln und führt zu einer deutlichen Zeitersparnis bei der Montage.

The special design allows the precise alignment and setting of turning and tilting angles and leads to significant time savings during installation.





COLOR

◆ MOUNTING FRAME ▲ CONE ● COMFORT COVER

RAL Classic or any other special color on request

SHAPE

DIMENSION	mm
106x106	

CEILING THICKNESS				mm
10	12	15	25	

FEATURES

LENS PACK
SPREAD LENS | LINEAR SPREAD LENS | HONEYCOMB

ADJUSTABILITY	ADJUSTABLE & ADJ. COMFORT
SWIVELING: 30°	
ROTATION: 355°	

ON REQUEST

ADDITIONAL OPTIONS
SPECIAL COLOR TEMPERATURE
SPECIAL CONTROL OPTIONS
SPECIAL BEAM ANGLES
INDIVIDUAL CEILING THICKNESS
RGB | TUNABLE WHITE
EMERGENCY LIGHTING
SPECIAL LED
INSTALLATION FRAME FOR WOOD CEILINGS

OPTICS

CCT	COLOR TEMPERATURE
	2700 K
	3000 K
	4000 K
	NATURAL DIM

BEAM ANGLES
20° | 40° | 60° REFLECTORS
10° SUPER SPOT (ADJUSTABLE | ADJ. COMFORT)

CONTROL
STANDARD ON | OFF
DALI DIM
PUSH DIM
CASAMBI
PHASE CUT









MAKE IT YOURS!

CONFIGURE ONLINE:
PROLICHT.AT/BIONIQ



BIONIQ SQUARE ADJUSTABLE

QF › 62 | IP20 | excl. | 150 | 120 x 120 | 10|12,5|15|25 | 30° | 355° | A++



DIMENSION MM	LED	WATT MAX.	LUMEN MAX.	CRI	ART.-NO	1-29	1-29	TECHN. OPTIONS
106x106 H: 134	2700 K	12.1	850	90	120-0048	◆	▲	⬆
	3000 K	14.7	950	90	120-0049	◆	▲	⬆
	4000 K	14.7	1040	90	120-0050	◆	▲	⬆
s|s 10°								350 mA
106x106 H: 134	2700 K	14.5	940	90	120-0045	◆	▲	⬆ ⬜
	3000 K	14.5	980	90	120-0046	◆	▲	⬆ ⬜
	4000 K	14.5	1050	90	120-0047	◆	▲	⬆ ⬜
								500 mA
106x106 H: 134	NATUR. DIM	14.7	770	90	120-0213	◆	▲	⬆ ⬜
								350 mA

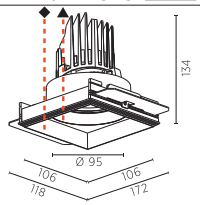

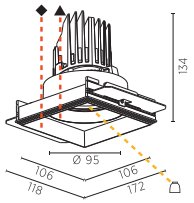

REFLECTOR 20 40 60 ⬜ (20° 40° 60°) CEILING THICKNESS ⬆ 10 12 15 25 (10 12.5 15 25)

ORDER EXAMPLE: ◆ ▲ ⬆ ⬜ **120-0045 - 02 03 10 20** (black, white, 10 mm, 20°)

BIONIQ SQUARE ADJUST. COMFORT

QF › 62 | IP20 | excl. | 150 | 120 x 120 | 10|12,5|15|25 | 30° | 355° | A++



DIMENSION MM	LED	WATT MAX.	LUMEN MAX.	CRI	ART.-NO	1-29	1-29	1-29	TECHN. OPTIONS
106x106 H: 134	2700 K	12.1	850	90	120-0163	◆	▲	●	⬆
	3000 K	14.7	950	90	120-0164	◆	▲	●	⬆
	4000 K	14.7	1040	90	120-0165	◆	▲	●	⬆
s|s 10°									350 mA
106x106 H: 134	2700 K	14.5	940	90	120-0160	◆	▲	●	⬆ ⬜
	3000 K	14.5	980	90	120-0161	◆	▲	●	⬆ ⬜
	4000 K	14.5	1050	90	120-0162	◆	▲	●	⬆ ⬜
									500 mA
106x106 H: 134	NATUR. DIM	14.7	770	90	120-0216	◆	▲	●	⬆ ⬜
									350 mA

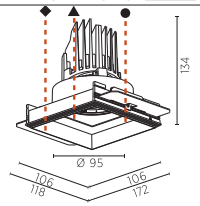

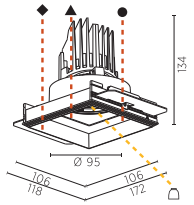

REFLECTOR 20 40 60 ⬜ (20° 40° 60°) CEILING THICKNESS ⬆ 10 12 15 25 (10 12.5 15 25)

ORDER EXAMPLE: ◆ ▲ ● ⬆ ⬜ **120-0160 - 02 03 04 10 20** (black, white, creamy, 10 mm, 20°)

BIONIQ SQUARE DEEP

QF › 62 | IP20 | excl. | 170 | 120 x 120 | 10|12,5|15|25



DIMENSION MM	LED	WATT MAX.	LUMEN MAX.	CRI	ART.-NO	1-29	1-29	TECHN. OPTIONS
106x106 H: 150	2700 K	14.5	940	90	120-0051	◆	▲	⬆ ⬜
	3000 K	14.5	980	90	120-0052	◆	▲	⬆ ⬜
	4000 K	14.5	1050	90	120-0053	◆	▲	⬆ ⬜
								500 mA
106x106 H: 150	NATUR. DIM	14.7	770	90	120-0214	◆	▲	⬆ ⬜
								350 mA

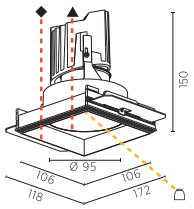

REFLECTOR 20 40 60 ⬜ (20° 40° 60°) CEILING THICKNESS ⬆ 10 12 15 25 (10 12.5 15 25)

ORDER EXAMPLE: ◆ ▲ ⬆ ⬜ **120-0051 - 02 03 10 20** (black, white, 10 mm, 20°)

BIONIQ SQUARE DEEP COMFORT

QF › 62 | IP20 | excl. | 170 | 120 x 120 | 10|12,5|15|25



DIMENSION MM	LED	WATT MAX.	LUMEN MAX.	CRI	ART.-NO	1-29	1-29	1-29	TECHN. OPTIONS
106x106 H: 150	2700 K	14.5	940	90	120-0054	◆	▲	●	⬆ ⬜
	3000 K	14.5	980	90	120-0055	◆	▲	●	⬆ ⬜
	4000 K	14.5	1050	90	120-0056	◆	▲	●	⬆ ⬜
									500 mA
106x106 H: 150	NATUR. DIM	14.7	770	90	120-0215	◆	▲	●	⬆ ⬜
									350 mA

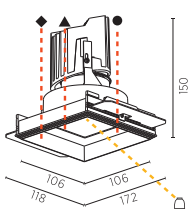

REFLECTOR 20 40 60 ⬜ (20° 40° 60°) CEILING THICKNESS ⬆ 10 12 15 25 (10 12.5 15 25)

ORDER EXAMPLE: ◆ ▲ ● ⬆ ⬜ **120-0054 - 02 03 04 10 20** (black, white, creamy, 10 mm, 20°)

Hinweise zu technischen Angaben auf Seite 893 | *Technical data are subject to our data policy on page 893*

KANN-ZUBEHÖR > CAN-HAVE ACCESSORY		DIMENSION MM	ART.-NO		TECHN. OPTIONS			
	*LINEARE STREULINSE* *LINEAR SPREAD LENS*	Ø 53 H: 3	800-1041					
	*STREULINSE* *SPREAD LENS*	Ø 53 H: 3	800-1021					
	*WABENRASTER (BLEND-SCHUTZ)* *HONEYCOMB GLARE PROTECTION*	Ø 53 H: 3	800-1001					



E-WERK ASSLING AUSTRIA | PHOTO: LUKAS SCHALLER | ARCHITECT: DI MICHAEL LUKASSER | LIGHT PLANNING: PROLICHT

IMAGINE
ROUND | SQUARE



2700 K | 3000 K | 4000 K

DALI | CASAMBI | PUSH-DIM
PHASE-CUT | ON/OFF

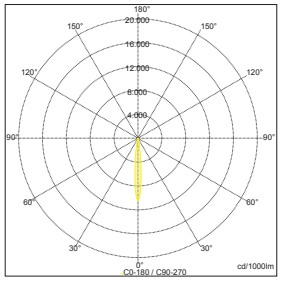

Sample:
ART. Nº 120-0080-03 03 03, 3000 K,
10° SUPERSPOT

IMAGINE ist als runde oder quadratische Downlight-Ausführung erhältlich. Eine optionale, separat schaltbare Aura-Hintergrundbeleuchtung in Kombination mit einem farbigen Gehäuse macht aus IMAGINE einen echten Blickfang und ist eine einzigartige Lösung für ein weiches „Nachtlicht“ im Einzelhandel oder im Hotel- und Gastgewerbe. Die runde Version von IMAGINE gibt es auch als Einbau-Variante.

IMAGINE is available as a round or square downlight. An optional, separately switchable aura background light, combined with a colored housing, makes IMAGINE a real eyecatcher, offering a unique solution for a soft “nightlight” in retail, hotel or guest areas. The round version of IMAGINE is also available as a recessed variant.

EASY MOUNTING FRAME



Eine Halterung aus Aluminium gewährleistet den problemlosen Einbau in Gipsdecken. Die speziell gerippte Struktur stellt eine perfekte Verbindung mit dem Füllgips sicher.

An aluminum mounting bracket guarantees ease of installation in plasterboard ceilings. The specially ribbed structure ensures a perfect bond with the filler plaster.

EASY ACCESS



Zwei Magneten garantieren den unkomplizierten Ein- und Ausbau. Dadurch bleibt auch der Treiber für Wartungszwecke leicht für Sie zugänglich.

Two magnets guarantee simple installation and removal. As a result, the driver unit remains easily accessible for maintenance purposes.

ADJUSTABLE MAGNET BRACKET



Der Strahler ist bis zu 355° drehbar und bis zu 45° schwenkbar. Der drehbare Bügel ist auf einer Platte montiert, die magnetisch ans Gehäuse andockt.

The spotlight can be rotated up to 355° and swiveled up to 45°. The rotatable bracket is mounted on a plate, which magnetically docks to the housing.

BACKLIGHT WITH NO LIGHT LEAKAGE



Das IMAGINE Downlight kann optional mit einer getrennt schaltbaren Hintergrundbeleuchtung ausgestattet werden. Das lichtdichte Gehäuse verhindert einen Lichtaustritt zur Decke.

The IMAGINE downlight can optionally be equipped with a separately switchable backlight. The lightproof housing prevents light leakage to the ceiling.





COLOR

◆ SPOT ▲ HOUSING ● MOUNTING FRAME

RAL Classic or any other special color on request

ROUND AURA



SQUARE AURA



SHAPE

DIAMETER	ROUND | mm
	Ø 110
DIMENSION	SQUARE | mm
	110x110

FEATURES

LENS PACK	
	SPREAD LENS | LINEAR SPREAD LENS | HONEYCOMB
ADJUSTABILITY	
	SWIVELING: 45°
	ROTATION: 355°

ON REQUEST

ADDITIONAL OPTIONS
INDIVIDUAL SIZES
SPECIAL COLOR TEMPERATURE
SPECIAL CONTROL OPTIONS
SPECIAL BEAM ANGLES
INSTALLATION FRAME FOR WOOD CEILINGS

OPTICS

COLOR TEMPERATURE	
	2700 K
	3000 K
	4000 K
LIGHT DISTRIBUTION	
	DIRECT
	AURA
BEAM ANGLES	
	20° | 25° | 35° REFLECTORS
	10° SUPER SPOT
CONTROL	
	STANDARD ON | OFF
	DALI DIM
	PUSH DIM
	CASAMBI
	PHASE CUT



MAKE IT YOURS!

CONFIGURE ONLINE:
PROLICHT.AT/IMAGINE



IMAGINE ROUND

QF › 62 | IP20 | excl. | 145 | 225 x 225 | 10|12,5|15|25|30 | 45° | 355° | CE | A++



DIMENSION MM	LED	WATT MAX.	LUMEN MAX.	CRI	ART.-NO	1-29	1-29	1-29	TECHN. OPTIONS	
Ø 110 H: 43	2700 K	14.3	1140	90	120-0079	◆	▲	●		
	3000 K	16.9	1240	90	120-0080	◆	▲	●		
	4000 K	16.9	1330	90	120-0081	◆	▲	●		
s/s 10°										350 mA 24V for Aura
Ø 110 H: 43	2700 K	20.9	1680	90	120-0076	◆	▲	●	⏢	
	3000 K	20.9	1720	90	120-0077	◆	▲	●	⏢	
	4000 K	20.9	1830	90	120-0078	◆	▲	●	⏢	
										500 mA 24V for Aura

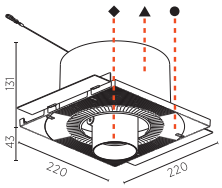

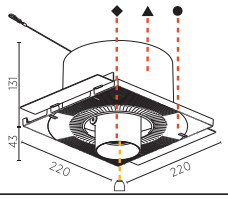



DIMENSION MM	LED	WATT MAX.	LUMEN MAX.	CRI	ART.-NO	1-29	1-29	1-29	TECHN. OPTIONS	
Ø 110 H: 43	2700 K	12.1	870	90	120-0073	◆	▲	●		
	3000 K	14.7	970	90	120-0074	◆	▲	●		
	4000 K	14.7	1060	90	120-0075	◆	▲	●		
s/s 10°										350 mA
Ø 110 H: 43	2700 K	18.7	1490	90	120-0070	◆	▲	●	⏢	
	3000 K	18.7	1530	90	120-0071	◆	▲	●	⏢	
	4000 K	18.7	1640	90	120-0072	◆	▲	●	⏢	
										500 mA

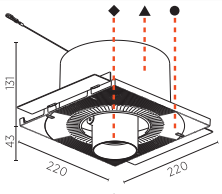

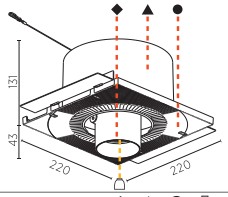

REFLECTOR 20 25 40 ⏢ | 20° 25° 40°

ORDER EXAMPLE: ◆ ▲ ● ⏢ **120-0070 - 02 03 04 20** (black, white, creamy, 20°)



Hinweise zu technischen Angaben auf Seite 893 | *Technical data are subject to our data policy on page 893*

IMAGINE SQUARE

QF › 62 | IP20 | excl. | 145 | 225 x 225 | 10|12,5|15|25|30 | 45° | 355° | A++



DIMENSION MM	LED	WATT MAX.	LUMEN MAX.	CRI	ART.-NO	1-29	1-29	1-29	TECHN. OPTIONS	
110x110 H: 43	2700 K	13.4	940	80	120-0091	◆	▲	●		
	3000 K	16.1	1040	80	120-0092	◆	▲	●		
	4000 K	16.1	1140	80	120-0093	◆	▲	●		
s/s 10°										350 mA 24V for Aura
110x110 H: 43	2700 K	20.0	1540	80	120-0088	◆	▲	●	⏢	
	3000 K	20.0	1580	80	120-0089	◆	▲	●	⏢	
	4000 K	20.0	1690	80	120-0090	◆	▲	●	⏢	
										500 mA 24V for Aura

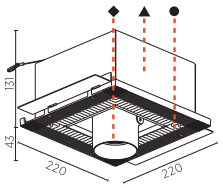

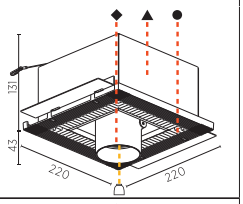



110x110 H: 43	2700 K	12.1	870	90	120-0085	◆	▲	●		
	3000 K	14.7	970	90	120-0086	◆	▲	●		
	4000 K	14.7	1060	90	120-0087	◆	▲	●		
s/s 10°										350 mA
110x110 H: 43	2700 K	18.7	1490	90	120-0082	◆	▲	●	⏢	
	3000 K	18.7	1530	90	120-0083	◆	▲	●	⏢	
	4000 K	18.7	1640	90	120-0084	◆	▲	●	⏢	
										500 mA

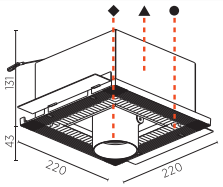

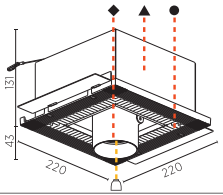

REFLECTOR 20 25 40 ⏢ | 20° 25° 40°

ORDER EXAMPLE: ◆ ▲ ● ⏢
120-0082 - 02 03 04 20
black white creamy 20°

KANN-ZUBEHÖR > CAN-HAVE ACCESSORY		DIMENSION MM	ART.-NO		TECHN. OPTIONS			
	*LINEARE STREULINSE LINEAR SPREAD LENS*	Ø 66 H: 3	800-1049					
	*STREULINSE SPREAD LENS*	Ø 66 H: 3	800-1029					
	*WABENRASTER (BLEND-SCHUTZ) HONEYCOMB GLARE PROTECTION*	Ø 66 H: 3	800-1009					

MAGIQ PRO







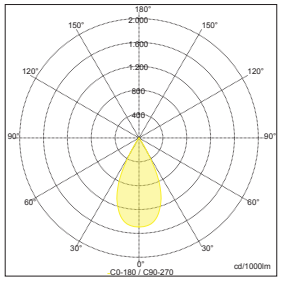

Sample:
ART. N° 810-1043-30-02-00, 3000 K, 50°

Das brandneue MAGIQ PRO Spot-System verbindet höchste Flexibilität mit bester Lichttechnologie. Dabei sorgen die integrierten RMJ-Reflektoren von Bartenbach für eine perfekte Mischung der Tunable White LED-Module – die ideale Lichttemperatur für jede Tages- und Nachtzeit! Die verschiedenen Downlight- und Wallwash-Module lassen sich beliebig kombinieren und auch im Nachhinein einfach austauschen.

The brand new MAGIQ PRO spot system combines maximum flexibility with the best lighting technology. The integrated RMJ reflectors from Bartenbach ensure a perfect mix of the Tunable White LED modules - the ideal light temperature for any time of day or night! The various downlight and wallwash modules can be combined as desired and can easily be replaced later.

SUPERIOR OPTICS WITH AN AMAZING CUT-OFF



Jedes einzelne Modul lässt sich individuell mit einem Bartenbach RMJ-Reflektor bestücken. Zur Auswahl stehen 30°, 50° und 70° Ausstrahlwinkel, sowie ein asymetrischer Wallwash Reflektor.

Each module can be individually equipped with a Bartenbach RMJ reflector. You can choose from 30°, 50° and 70° beam angles, as well as an asymmetric wallwash reflector.

THE HIDDEN SECRET FOR HIGH PERFORMANCE



Ein spezieller Kühlkörper garantiert optimales Hitzemanagement und Luftzirkulation. Dadurch wird eine bemerkenswert hohe Leistung von bis zu 992 Lumen pro Modul möglich.

A special heatsink guarantees optimum thermal management with continuous air flow. This allows a high performance of up to 992 lumen per module.

INDIVIDUAL ADJUSTMENT



Ein ausgeklügelter Verstellmechanismus ermöglicht Rotation um 355° und die Neigung 12.5°. Der Neigungspunkt auf Deckenhöhe verhindert einen Verlust von Licht.

A sophisticated adjustment mechanism allows each insert to be rotated around 355° and tilted by up to 12.5°. The virtual tilting point at ceiling level avoids any light loss.

IP44 PROTECTION



Für maximale Flexibilität in der Anwendung sind alle Einsätze inklusive Wallwash-Reflektor in einer Variante mit Spritzwasserschutz nach IP44.

For maximum flexibility of use, all inserts including the wallwash reflector are in a splashproof variant with IP44 rating.



COLOR

HOUSING & SPOTS: BLACK | WHITE

SHAPE

DIAMETER — SPOT | mm

Ø 48

DIMENSION — FRAME | mm

1 SPOT	2 SPOTS	3 SPOTS	4 SPOTS
57x57	57x112	57x166	57x220

FEATURES

LENS PACK

SPREAD LENS | LINEAR SPREAD LENS | HONEYCOMB

ADJUSTABILITY

SWIVELING: 12.5°

ROTATION: 355°

ON REQUEST

ADDITIONAL OPTIONS

- SPECIAL COLOR TEMPERATURE
- SPECIAL CONTROL OPTIONS
- SPECIAL BEAM ANGLES
- EMERGENCY LIGHTING
- INSTALLATION FRAME FOR WOOD CEILINGS

OPTICS

COLOR TEMPERATURE

- 2700 K
- 3000 K
- 4000 K
- TUNABLE WHITE: 2700 - 6500 K

BEAM ANGLES

- 10° | 30° | 50° | 70°
- ASYMMETRIC RMJ REFLECTOR

CONTROL

- STANDARD ON | OFF
- DALI DIM
- PUSH DIM
- CASAMBI
- PHASE CUT



MAKE IT YOURS!

CONFIGURE ONLINE:
PROLICHT.AT/MAGIQPRO





INSPIRATION | BIEFFE



MAGIQ PRO 1
1 x WALLWASH

ONE FITTING, MULTIPLE FUNCTIONS

In jedem MAGIQ PRO Downlight können bis zu 4 unabhängige Funktionen mit maximaler Gestaltungsfreiheit kombiniert werden, wobei verschiedene Abstrahlwinkel und sogar verschiedene Lichtquellen gemischt werden, um eine individuelle Lösung für die perfekte Atmosphäre zu schaffen.

In each MAGIQ PRO downlight up to 4 independent functions can be combined with maximum creative freedom, mixing different beam angles and even different light sources, in order to create an individual solution for the perfect atmosphere.







DEFINE YOUR PERFECT LIGHT SCENE

WALLWASH	2700 K
SUPERSPOT 10°	4000 K
WALLWASH	2700 K

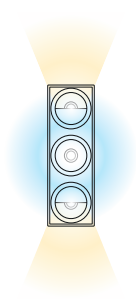







WALLWASH	2700 K
SUPERSPOT 10°	4000 K
SPOT 30°	4000 K
WALLWASH	2700 K









SPOT 50°	TUNABLE













up to 992 lm 8.9 W

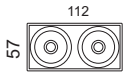

up to 1984 lm 17.8 W

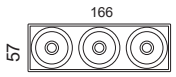

up to 2976 lm 26.7 W

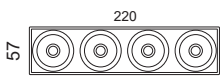

up to 3968 lm 35.6 W

HIGH POWER, SMALL FOOTPRINT

Dank der hohen Effizienz der Optik in Kombination mit dem LED-Modul der letzten Generation kann der MAGIQ PRO mit seiner schlichten Präsenz in der Architektur eine sehr hohe Lichtausbeute erzielen.

Thanks to the great efficacy of the optic, combined with last generation LED module, despite its minimal presence in the architecture the MAGIQ PRO can deliver very high lumen output.

BARTENBACH RMJ REFLECTORS

Die fortschrittlichen Bartenbach-Reflektoren, die in den MAGIQ PRO integriert sind, bieten reinste Abstrahlwinkel mit vollständiger Lichtsteuerung ohne sekundären Lichtstrahl für die perfekte Lichtverteilung, auch mit abstimmbarer weißer LED-Quelle. Der sehr tiefe Reflektor sorgt für einen guten Cut-Off, was zu einem unglaublich niedrigen UGR führt.

The most advanced Bartenbach reflectors integrated in the MAGIQ PRO offer the purest beam angles, with complete light control without any secondary light beam, for the perfect light distribution also with tunable white LED source. The very deep reflector ensure a good cut-off resulting in an incredibe low UGR.

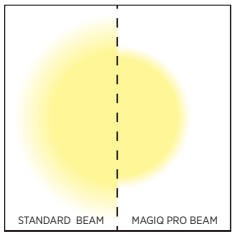

STATE-OF-THE-ART WALLWASH REFLECTORS

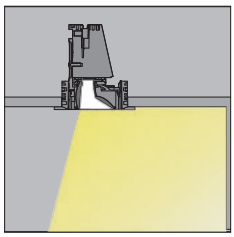

Der MAGIQ PRO verfügt über einen einzigartigen Wallwash-Reflektor mit doppelter Funktion, der eine vertikale Fläche perfekt beleuchtet und gleichzeitig als Downlight dient.

The MAGIQ PRO features a unique double-function wallwash reflector capable of perfectly illuminating a vertical surface, while serving as a downlight at the same time.



INSPIRATION | BIEFFE

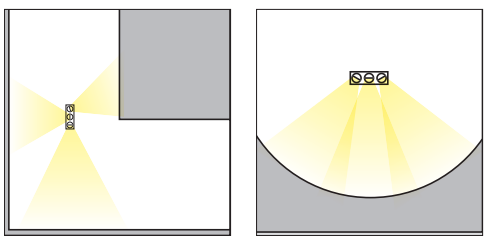

Der MAGIQ PRO mit mehreren Wallwashmodulen ist die ideale Lösung, um Wände mit gekrümmter Oberfläche zu beleuchten. Mit einer speziellen Befestigung and Decken und Böden oder mithilfe der unabhängigen 355° Drehmöglichkeit jedes Moduls wird diese einzigartige Beleuchtung ermöglicht.

The MAGIQ PRO with its multiple wall-wash modules is the ideal solution for lighting walls with a curved surface. This distinctive illumination is made possible with a unique fitting in the walls and floor or by the independent 355° rotatability of each module.







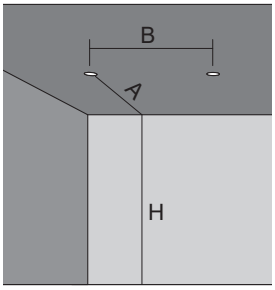



H	A	B
2.3	0.46-0.77m	0.70-1.15m
2.5	0.50-0.85m	0.75-1.25m
2.7	0.55-0.90m	0.80-1.35m
3.0	0.60-1.00m	0.90-1.50m

RECOMMENDED WALLWASH DISTANCES

MAGIQ PRO WALLWASH

QF › 62 | 355° | 12.5° | min. 105 | excl. | 17.8 V | 500 mA



DIMENSION MM	BEAM ANGLE	WATT MAX.	LUMEN MAX.	CRI	ART.-Nº	TECHN. OPTIONS
Ø 48 H: 89		8.9	880	90	810-1040	CCT

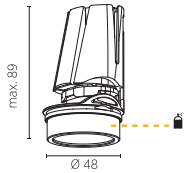

CCT: 27 (2700 K) | 30 (3000 K) | 40 (4000 K)

RING: 02 black | 03 white

ORDER EXAMPLE: CCT **810-1040 - 27 02** (27 = 2700, 02 = black)

MAGIQ PRO

QF › 62 | 355° | 12.5° | min. 105 | excl.

DIMENSION MM	BEAM ANGLE	WATT MAX.	LUMEN MAX.	CRI	ART.-Nº	TECHN. OPTIONS
Ø 48 H: 89	10°	8.4	620	90	810-1041	CCT
	37.4 V	225 mA				
Ø 48 H: 102	30°	8.9	910	90	810-1042	CCT
Ø 48 H: 89	50°	8.9	965	90	810-1043	CCT
Ø 48 H: 80	70°	8.9	992	90	810-1044	CCT
	17.8 V	500 mA				



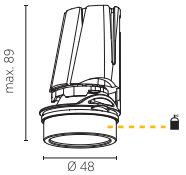



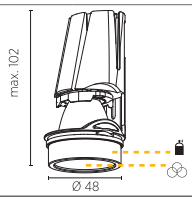

CCT: 27 (2700 K) | 30 (3000 K) | 40 (4000 K)

RING: 02 black | 03 white

OPTIC: 00 --- | 01 LINEAR SPREAD LENS | 02 SPREAD LENS | 03 HONEYCOMB LOUVRE

ORDER EXAMPLE: CCT **810-1043 - 27 03 01** (27 = 2700, 03 = white, 01 = linear)

MAGIQ PRO WALLWASH TW

QF › 62 | 355° | 12.5° | min. 105 | excl. | 23.4 V | 350 mA



DIMENSION MM	BEAM ANGLE	WATT MAX.	LUMEN MAX.	CRI	TUNEA. WHITE LED	ART.-Nº	TECHN. OPTIONS
Ø 48 H: 89		8.2	567	90	2700-6500 K	810-1045	

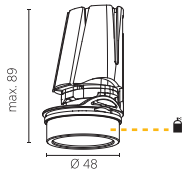

RING: 02 black | 03 white

ORDER EXAMPLE: **810-1045 - 02** (02 = black)

MAGIQ PRO TW

QF › 62 | 355° | 12.5° | min. 105 | excl. | 23.4 V | 350 mA



DIMENSION MM	BEAM ANGLE	WATT MAX.	LUMEN MAX.	CRI	TUNEA. WHITE LED	ART.-Nº	TECHN. OPTIONS
Ø 48 H: 102	30°	8.2	744	90	2700-6500 K	810-1047	
Ø 48 H: 89	50°	8.2	800	90	2700-6500 K	810-1048	
Ø 48 H: 80	70°	8.2	822	90	2700-6500 K	810-1049	

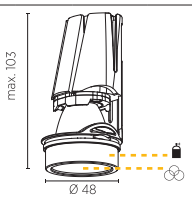

RING: 02 black | 03 white

OPTIC: 00 --- | 01 LINEAR SPREAD LENS | 02 SPREAD LENS | 03 HONEYCOMB LOUVRE

ORDER EXAMPLE: **810-1047 - 03 01** (03 = white, 01 = linear)

Hinweise zu technischen Angaben auf Seite 893 | *Technical data are subject to our data policy on page 893*

MAGIQ PRO WALLWASH IP44

QF › 62 | 355° | 12.5° | min. 105 | excl. | 17.8 V | 500 mA



DIMENSION MM	BEAM ANGLE	WATT MAX.	LUMEN MAX.	CRI	ART.-Nº	TECHN. OPTIONS
Ø 48 H: 89		8.9	838	90	810-1050	CCT

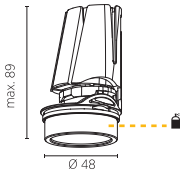

CCT 27 (2700 K) | 30 (3000 K) | 40 (4000 K)

RING 02 black | 03 white

ORDER EXAMPLE: **CCT** **810-1050 - 27 03** (2700, white)

MAGIQ PRO IP44

QF › 62 | 355° | 12.5° | min. 105 | excl.



DIMENSION MM	BEAM ANGLE	WATT MAX.	LUMEN MAX.	CRI	ART.-Nº	TECHN. OPTIONS
Ø 48 H: 89	10°	8.4	598	90	810-1051	CCT
	37.4 V 225 mA					
Ø 48 H: 102	30°	8.9	868	90	810-1052	CCT
Ø 48 H: 89	50°	8.9	922	90	810-1053	CCT
Ø 48 H: 80	70°	8.9	948	90	810-1054	CCT
	17.8 V 500 mA					

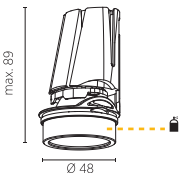

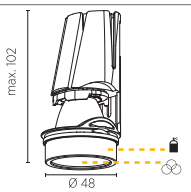

CCT 27 (2700 K) | 30 (3000 K) | 40 (4000 K)

RING 02 black | 03 white

OPTIC 00 --- | 01 LINEAR SPREAD LENS | 02 SPREAD LENS | 03 HONEYCOMB LOUVRE

ORDER EXAMPLE: **CCT** **810-1053 - 27 02** (2700, black)

MAGIQ PRO WALLWASH IP44 TW

QF › 62 | 355° | 12.5° | min. 105 | excl. | 23.4 V | 350 mA



DIMENSION MM	BEAM ANGLE	WATT MAX.	LUMEN MAX.	CRI	TUNEA. WHITE LED	ART.-Nº	TECHN. OPTIONS
Ø 48 H: 89		8.2	531	90	2700-6500 K	810-1055	

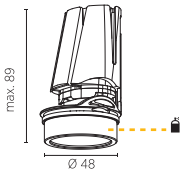

RING 02 black | 03 white

ORDER EXAMPLE: **810-1055 - 03** (white)

MAGIQ PRO IP44 TW

QF › 62 | 355° | 12.5° | min. 105 | excl. | 23.4 V | 350 mA



DIMENSION MM	BEAM ANGLE	WATT MAX.	LUMEN MAX.	CRI	TUNEA. WHITE LED	ART.-Nº	TECHN. OPTIONS
Ø 48 H: 102	30°	8.2	719	90	2700-6500 K	810-1057	
Ø 48 H: 89	50°	8.2	764	90	2700-6500 K	810-1058	
Ø 48 H: 80	70°	8.2	785	90	2700-6500 K	810-1059	

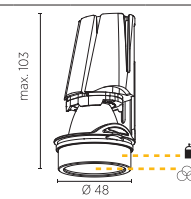

RING 02 black | 03 white

OPTIC 00 --- | 01 LINEAR SPREAD LENS | 02 SPREAD LENS | 03 HONEYCOMB LOUVRE

ORDER EXAMPLE: **810-1059 - 02 01** (black, linear)

MAGIQ PRO FRAMES

10-25

	DIMENSION MM	STANDARD	ART.-Nº	TECHN. OPTIONS	
	57 x 57	74x74	120-0390		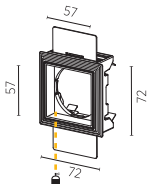
	57 x 112	74x117	120-0391		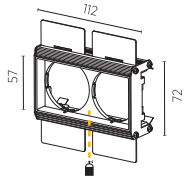
	57 x 166	74x171	120-0392		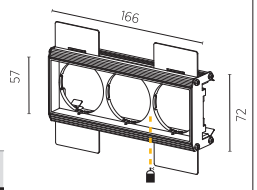
	57 x 220	74x225	120-0393		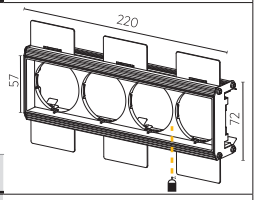

CEILING THICKNESS

10	12	15	25
10	12.5	15	25

COVER

02	03
black	white

ORDER EXAMPLE: **120-0390 - 12 02** (12mm, black)



Hinweise zu technischen Angaben auf Seite 893 | *Technical data are subject to our data policy on page 893*



INSPIRATION | BIEFFE

MAGIQ
WITH MICRO-DOT



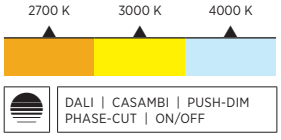

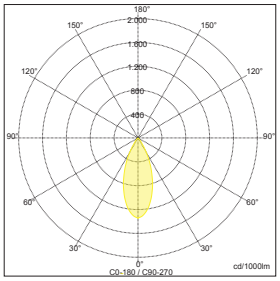

Sample:
ART. N° 120-0395-38, 2700 K, 38°

Durch minimale Austrittsöffnungen auf winzige Lichtpunkte reduziert, sorgt die randlose MICRO-DOT für ein besonders ruhiges Deckenbild. Dabei liefert der Strahler aus der MAGIQ Downlight-Serie breite und absolut blendfreie Lichtflächen im Raum. Beste Voraussetzungen für ein optimal ausgeleuchtetes Arbeitsumfeld, das selbst in ungünstigeren Arbeitspositionen helles und angenehmes Licht garantiert.

With minimal outlet openings reduced to tiny points of light, the rimless MICRO-DOT ensures a particularly calm ceiling appearance. The spotlight from the MAGIQ downlight series provides wide and absolutely glare-free light areas in the room. The best conditions for an optimally illuminated working environment that guarantees bright and pleasant light even in less favorable working positions.

TINY OPENING - HUGE EFFECT

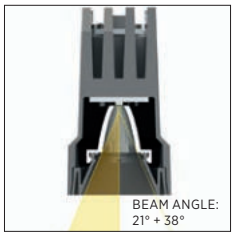

Die LFO-Linsen von Bartenbach bieten einen Ausstrahlwinkel von 21° oder 38° und sorgen für ein blendfreies Downlight, ohne dass die Lichtstrahlen das Gehäuse erhellen.

The Bartenbach LFO lenses provide a 21° or 38° beam angle and ensure a glare-free downlight without illuminating the luminaire's housing.

LOW UGR & SOFT FADE-OUT BEAM



Dank der integrierten LFO-Linse lassen sich nicht nur niedrigste UGR-Werte erzielen. Im Vergleich zu Reflektoren zeichnet diese Linse auch einen weicheren Lichtkegel. Perfekt für die Anwendung im Wohnraum und der Gastronomie!

The integrated LFO lens, enables the lowest UGR ratings to be achieved, while ensuring a soft fade out of the light cone compared to a reflector. Perfect for residential and hospitality applications!

WET LOCATIONS (IP44)



Die Bauweise der MAGIQ with MICRO-DOT-Familie ermöglicht auch den Einsatz in Bereichen für IP44 Anforderungen (zB Badezimmer).

The design of the MAGIQ with MICRO-DOT family also allows for use in wet location areas with IP44 requirements (e.g. bath rooms).

MIX & MATCH



Um auch anspruchsvolle Lichtlösungen mit nur einer Baureihe zu realisieren, lassen sich die Downlights mit anderen Strahlern und Wallwashern aus der MAGIQ-Familie kombinieren.

In order to realize sophisticated lighting solutions with just one series, the downlights can be combined with other spotlights and wallwashers from the MAGIQ family.



COLOR

◆ HOUSING

■

SHAPE

DIMENSION			FRAME | mm
1 SPOT 57x57	2 SPOTS 57x112	3 SPOTS 57x166	4 SPOTS 57x220

ON REQUEST

ADDITIONAL OPTIONS
SPECIAL COLOR TEMPERATURE
SPECIAL CONTROL OPTIONS
SPECIAL BEAM ANGLES (55°)
INDIVIDUAL CEILING THICKNESS
EMERGENCY LIGHTING
INSTALLATION FRAME FOR WOOD CEILINGS

OPTICS

CCT	COLOR TEMPERATURE
	2700 K
	3000 K
	4000 K

BEAM ANGLES
21° | 38° LFO LENS (MICRO DOT)

CONTROL
STANDARD ON | OFF
DALI
CASAMBI
PUSH DIM

MAKE IT YOURS!

CONFIGURE ONLINE:
PROLICHT.AT/MAGIQ



MAGIQ 2 WITH MICRO-DOT

QF › 62 | 1050 mA | IP44 | excl. | 100 | 82 x 42 | 12,5 | A++



DIMENSION MM	LED	WATT	LUMEN MAX.	CRI	ART.-NO		TECHN. OPTIONS	
70x35 H:65	2700 K	6.6	320	90	120-0398			
	3000 K	6.6	346	90	120-0399			
	4000 K	6.6	360	90	120-0400			
BLACK								

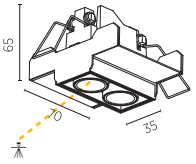

LENS	...21	...38	LFO
	21°	38°	

ORDER EXAMPLE: **120-0393- 21**

MAGIQ 2x2 WITH MICRO-DOT

QF › 62 | 1050 mA | IP44 | excl. | 100 | 82 x 82 | 12,5 | A++



DIMENSION MM	LED	WATT	LUMEN MAX.	CRI	ART.-NO		TECHN. OPTIONS	
70x70 H:65	2700 K	13.2	640	90	120-0395			
	3000 K	13.2	692	90	120-0396			
	4000 K	13.2	720	90	120-0397			
BLACK								

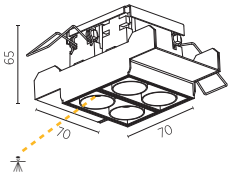

LENS	...21	...38	LFO
	21°	38°	

ORDER EXAMPLE: **120-0395 - 38**

MAGIQ 4 WITH MICRO-DOT

QF › 62 | 1050 mA | IP44 | excl. | 100 | 142 x 42 | 12,5 | A++



DIMENSION MM	LED	WATT	LUMEN MAX.	CRI	ART.-NO		TECHN. OPTIONS	
135x35 H:65	2700 K	13.2	640	90	120-0386			
	3000 K	13.2	692	90	120-0387			
	4000 K	13.2	720	90	120-0388			
BLACK								

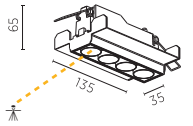

LENS	...21	...38	LFO
	21°	38°	

ORDER EXAMPLE: **120-0388 - 21**

MAGIQ 8 WITH MICRO-DOT

QF › 62 | 1050 mA | IP44 | excl. | 100 | 272 x 42 | 12,5 | A++



DIMENSION MM	LED	WATT	LUMEN MAX.	CRI	ART.-NO		TECHN. OPTIONS	
267x35 H:65	2700 K	26.6	1280	90	120-0401			
	3000 K	26.6	1384	90	120-0402			
	4000 K	26.6	1440	90	120-0403			
BLACK								

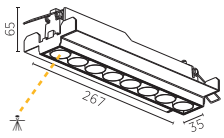

LENS	...21	...38	LFO
	21°	38°	

ORDER EXAMPLE: **120-0389 - 38**

Hinweise zu technischen Angaben auf Seite 893 | *Technical data are subject to our data policy on page 893*

MAGIQ
STANDARD | KORONA


PROLICHT HEADQUARTER | PHOTO: ARMIN KUPRIAN

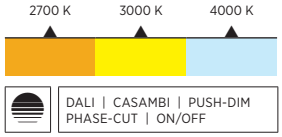

DALI | CASAMBI | PUSH-DIM
PHASE-CUT | ON/OFF

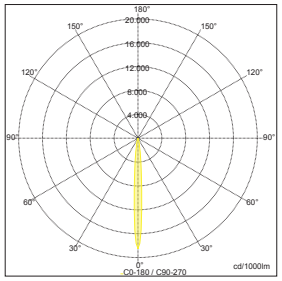

Sample:
ART. N° 120-0310-10, 4000 K, 10° SUPER-SPOT

Die beliebten Downlights MAGIQ 4 und MAGIQ 8 werden um zwei attraktive Varianten ergänzt: Mit dem Duo MAGIQ 2 und der quadratisch angeordneten MAGIQ 2x2 lassen sich jetzt weitere individuelle Lichtstimmungen zaubern. Gleichzeitig laden die vier optisch prägnanten Typen der Downlights dazu ein, mit den strukturierenden Formen zu spielen und sie in die Raumgestaltung mit einzubeziehen.

The popular downlights MAGIQ 4 and MAGIQ 8 are supplemented by two attractive versions: with the duo MAGIQ 2 and the square MAGIQ 2x2, additional individual lighting moods can now be conjured up. At the same time, the four visually striking downlight types invite you to play with the structuring shapes and incorporate them into the interior design.

EASY ACCESS



Das Downlight lässt sich mittels Schenkelfedern in den Deckenausschnitt bis zu einer Stärke von 30 mm einsetzen und jederzeit einfach zu Wartungszwecken wieder herausnehmen.

The downlight can be inserted into the ceiling cut-out up to a thickness of 30 mm by means of leg springs and can be easily removed again at any time for maintenance purposes.

SPECIAL THERMAL DESIGN - REDUCED HEIGHT



Die besondere Bauform mit ihrer effizienten Passivkühlung stellt nicht nur eine hohe Lebensdauer sicher, sondern ermöglicht auch geringste Einbautiefen.

The special design with its efficient passive cooling ensures not only a long service life, but also allows the shallowest installation depths.

LOW UNIFIED GLARE RATING (UGR)

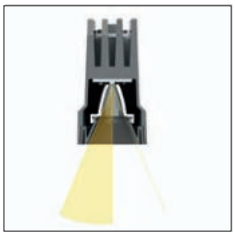

Die spezielle Leuchtenkonstruktion samt tief sitzenden Lichtaustrittsflächen ermöglicht für alle drei erhältlichen Reflektor-Typen niedrigste UGR-Werte.

The special luminaire construction including deep-seated light emission surfaces enables the lowest UGR values to be achieved for all three available reflector types.

KORONA CONE EFFECT



KORONA CONES - sie funktionieren zusammen mit allen 3 MAGIQ-Reflektorvarianten - sind in allen 25 PROLICHT-Farben verfügbar und sorgen für farbliche Akzente.

KORONA CONES - which work together with all 3 MAGIQ reflector variants - are available in all 25 PROLICHT colors and provide a colorful highlights.





COLOR

◆ KORONA CONE HOUSING COLOR: BLACK / WHITE

RAL Classic or any other special color on request



MAGIQ 2 BLACK



WHITE



MAGIQ 2x2 BLACK



WHITE



MAGIQ 4 BLACK



WHITE



MAGIQ 8 BLACK



WHITE

SHAPE

DIMENSION			mm
MAGIQ 2	MAGIQ 2x2	MAGIQ 4	MAGIQ 8
70x35	70x70	135x35	267x35

FEATURES

KORONA CONE
25 COLORS

ON REQUEST

ADDITIONAL OPTIONS
SPECIAL COLOR TEMPERATURE
SPECIAL CONTROL OPTIONS
SPECIAL BEAM ANGLES
INDIVIDUAL CEILING THICKNESS
EMERGENCY LIGHTING
INSTALLATION FRAME FOR WOOD CEILINGS

OPTICS

CCT COLOR TEMPERATURE
2700 K
3000 K
4000 K

BEAM ANGLES
10° | 20° | 40°

CONTROL
STANDARD ON | OFF
DALI DIM
PUSH DIM
CASAMBI









MAKE IT YOURS!

CONFIGURE ONLINE:
PROLICHT.AT/MAGIQ



MAGIQ 2

QF › 62 | 1050 mA | IP20 | excl. | 100 | 82 x 42 | 12,5 | A++

DIMENSION MM	LED	WATT MAX.	LUMEN MAX.	CRI	ART.-NO		TECHN. OPTIONS	
70x35 H: 65	2700 K	6.6	390	90	120-0290			
	3000 K	6.6	410	90	120-0291			
	4000 K	6.6	430	90	120-0292			
BLACK								
75x35 H: 65	2700 K	6.6	390	90	120-0296			
	3000 K	6.6	410	90	120-0297			
	4000 K	6.6	430	90	120-0298			
WHITE								

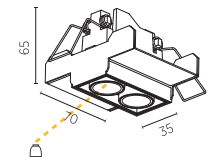

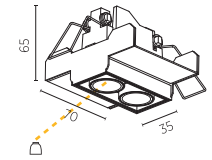

REFLECTOR 10 20 40 | 10° 20° 40°

ORDER EXAMPLE: **120-0290 - 10**

MAGIQ 2x2

QF › 62 | 1050 mA | IP20 | excl. | 100 | 82 x 82 | 12,5 | A++

DIMENSION MM	LED	WATT MAX.	LUMEN MAX.	CRI	ART.-NO		TECHN. OPTIONS	
70x70 H: 65	2700 K	13.2	780	90	120-0302			
	3000 K	13.2	830	90	120-0303			
	4000 K	13.2	850	90	120-0304			
BLACK								
70x70 H: 65	2700 K	13.2	780	90	120-0308			
	3000 K	13.2	830	90	120-0309			
	4000 K	13.2	850	90	120-0310			
WHITE								

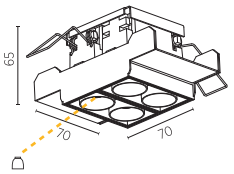

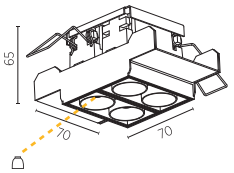

REFLECTOR 10 20 40 | 10° 20° 40°

ORDER EXAMPLE: **120-0302 - 20**



JAGUAR LAND ROVER BUCHAREST | PHOTO: ADI STOICOVICIU



JAGUAR LAND ROVER BUCHAREST, PHOTO: ADI STOICOVICIU

Hinweise zu technischen Angaben auf Seite 893 | *Technical data are subject to our data policy on page 893*

MAGIQ 4

QF › 62 | 1050 mA | IP20 | excl. | 100 | 142 x 42 | 12,5



DIMENSION MM	LED	WATT MAX.	LUMEN MAX.	CRI	ART.-NO		TECHN. OPTIONS	
135x35 H: 65	2700 K	13.3	780	90	120-0150			
	3000 K	13.3	850	90	120-0151			
	4000 K	13.3	880	90	120-0152			
BLACK								
135x35 H: 65	2700 K	13.3	780	90	120-0250			
	3000 K	13.3	850	90	120-0251			
	4000 K	13.3	880	90	120-0252			
WHITE								

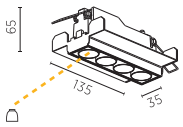

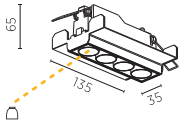

REFLECTOR 10 20 40 | 10° 20° 40°

ORDER EXAMPLE: **120-0150 - 10**

10°

MAGIQ 8

QF › 62 | 1050 mA | IP20 | excl. | 100 | 273 x 42 | 12,5



DIMENSION MM	LED	WATT MAX.	LUMEN MAX.	CRI	ART.-NO		TECHN. OPTIONS	
267x35 H: 65	2700 K	26.6	1560	90	120-0153			
	3000 K	26.6	1700	90	120-0154			
	4000 K	26.6	1760	90	120-0155			
BLACK								
267x35 H: 65	2700 K	26.6	1560	90	120-0253			
	3000 K	26.6	1700	90	120-0254			
	4000 K	26.6	1760	90	120-0255			
WHITE								

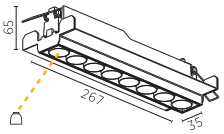

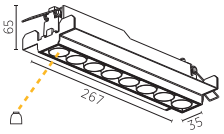

REFLECTOR 10 20 40 | 10° 20° 40°

ORDER EXAMPLE: **120-0153 - 10**

10°



DAVID LINLEY, LONDON | PHOTO, LIGHT PLANNING, ARCHITECTURE: LIGHTWORKS

MAGIQ 2 KORONA

QF › 62 | 1050 mA | IP20 | excl. | 100 | 82 x 42 | 12.5 | A++

	DIMENSION MM	LED	WATT MAX.	LUMEN MAX.	CRI	ART.-NO	1-29	TECHN. OPTIONS
	70x35 H: 65	2700 K	6.6	390	90	120-0293	◆	
		3000 K	6.6	410	90	120-0294	◆	
		4000 K	6.6	430	90	120-0295	◆	
	BLACK							
	70x35 H: 65	2700 K	6.6	390	90	120-0299	◆	
		3000 K	6.6	410	90	120-0300	◆	
		4000 K	6.6	430	90	120-0301	◆	
	WHITE							

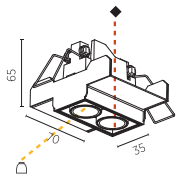

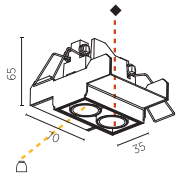

REFLECTOR 10 20 40 (10° 20° 40°)

ORDER EXAMPLE: ◆ **120-0293 - 02** 10 (black 10°)

MAGIQ 2x2 KORONA

QF › 62 | 1050 mA | IP20 | excl. | 100 | 82 x 82 | 12.5 | A++

	DIMENSION MM	LED	WATT MAX.	LUMEN MAX.	CRI	ART.-NO	1-29	TECHN. OPTIONS
	70x70 H: 65	2700 K	13.2	780	90	120-0305	◆	
		3000 K	13.2	830	90	120-0306	◆	
		4000 K	13.2	850	90	120-0307	◆	
	BLACK							
	70x70 H: 65	2700 K	13.2	780	90	120-0311	◆	
		3000 K	13.2	830	90	120-0312	◆	
		4000 K	13.2	850	90	120-0313	◆	
	WHITE							

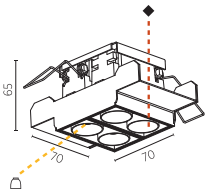

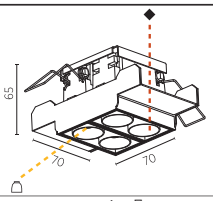

REFLECTOR 10 20 40 (10° 20° 40°)

ORDER EXAMPLE: ◆ **120-0305 - 02** 10 (black 10°)

MAGIQ 4 KORONA

QF › 62 | 1050 mA | IP20 | excl. | 100 | 142 x 42 | 12,5 | A++

	DIMENSION MM	LED	WATT MAX.	LUMEN MAX.	CRI	ART.-NO	1-29	TECHN. OPTIONS
	135x35 H: 65	2700 K	13.3	780	90	120-0201	◆	
		3000 K	13.3	850	90	120-0202	◆	
		4000 K	13.3	880	90	120-0203	◆	
	BLACK							
	135x35 H: 65	2700 K	13.3	780	90	120-0259	◆	
		3000 K	13.3	850	90	120-0260	◆	
		4000 K	13.3	880	90	120-0261	◆	
	WHITE							

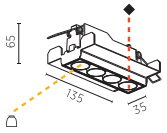

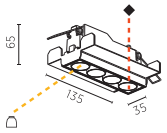

REFLECTOR 10 20 40 (10° 20° 40°)

ORDER EXAMPLE: ◆ **120-0201 - 02** 10 (black 10°)

Hinweise zu technischen Angaben auf Seite 893 | *Technical data are subject to our data policy on page 893*

MAGIQ 8 KORONA

QF › 62 | 1050 mA | IP20 | excl. | 100 | 273 x 42 | 12,5 | A++



DIMENSION MM	LED	WATT MAX.	LUMEN MAX.	CRI	ART.-NO	1-29	TECHN. OPTIONS
267x35 H: 65	2700 K	26.6	1560	90	120-0204	◆	⏢
	3000 K	26.6	1700	90	120-0205	◆	⏢
	4000 K	26.6	1760	90	120-0206	◆	⏢
BLACK							

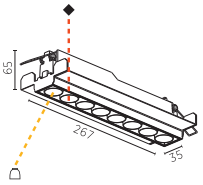



267x35 H: 65	2700 K	26.6	1560	90	120-0262	◆	⏢
	3000 K	26.6	1700	90	120-0263	◆	⏢
	4000 K	26.6	1760	90	120-0264	◆	⏢
WHITE							

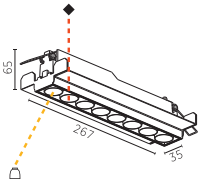

REFLECTOR 10 20 40 ⏢

10° 20° 40°

ORDER EXAMPLE: ◆ ⏢

120-0204 - 02 10

black 10°



LICHTWERTE FRANKFURT GMBH, GERMANY | PHOTO: ALEXANDER SCHWARZ | LIGHT PLANNING & ARCHITECTURE: LICHTWERTE FRANKFURT GMBH

MAGIQ
WALLWASH



DAVID LINLEY LONDON, UK | PHOTO: LIGHTWORKS | ARCHITECT & LIGHT PLANNING: BRAD BERTRAM, LIGHTWORKS

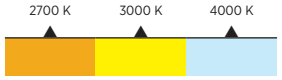



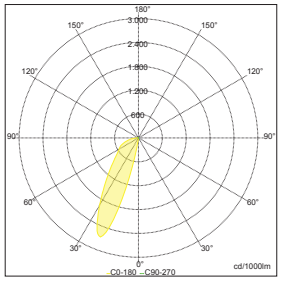

Sample:
ART. N° 120-0258, 4000 K, WALLWASHER

Vollständig homogene vertikale Lichtflächen und bis zum Boden ausgeleuchtete Wände – diese Kunst beherrscht der MAGIQ WALLWASH perfekt. Seine VERTICAL-BOOST-Technologie mit facettierten Reflektoren bietet architektonisches Lichtdesign in Vollendung. Die spezielle Anordnung der fünf einzelnen Reflektoren im WALLWASH ermöglicht eine Montage nahe an der Wand, ohne zu blenden.

Completely homogeneous vertical light surfaces and walls illuminated to the floor - the MAGIQ WALLWASH masters this art perfectly. Its VERTICAL-BOOST technology with faceted reflectors offers architectural lighting design to perfection. The special arrangement of the five individual reflectors in the WALLWASH enables installation close to the wall without glare.

INNOVATIVE REFLECTOR TECHNOLOGY



Mit den von Bartenbach entwickelten Reflektoren eignet sich der blendfreie Wallwash perfekt für den Einsatz in Büros mit Fenstern oder Bildschirmen.

The glare-free wallwasher with 5 multi-facted Bartenbach reflectors is a perfect solution for offices with a lot of windows and screens, as there is no annoying duplication of the light fitting due to reflections from the glass.

EXCELLENT FOR HIGH WALLS & WIDE CEILINGS

Ceiling height	Recommended distance (in m)	
	wallwasher to wall	to each wallwasher
3.0 m	0.80–0.90	1.00–1.20
3.5 m	0.90–1.00	1.20–1.40
4.0 m	1.00–1.20	1.40–1.60
4.5 m	1.20–1.40	1.60–1.80

Die Bartenbach-Reflektoren ragen ca. 15 mm aus dem Gehäuse hervor und ermöglichen dank spezieller Anordnung und Anwinkelung ein besonders breites, homogenes Lichtbild.

Thanks to their special arrangement and angling, the Bartenbach reflectors protrude only 15 mm from the ceiling level and permit a particularly broad, homogeneous light pattern.

100% GLARE CONTROL



Die Konstruktion sorgt für optimale Längsentblendung. Wände und auch Decken werden im Verhältnis von ca. 1:3 auf eine Höhe bis zu 4,5 Meter gleichmäßig ausgeleuchtet.

The MAGIQ Wallwasher's construction ensures optimum longitudinal glare control. It illuminates walls or ceilings in a ratio of approx. 1:3. Homogeneous illumination is possible up to a wall height of approx. 4.5 meters.

SPECIAL THERMAL DESIGN - REDUCED HEIGHT



Die besondere Bauform mit ihrer effizienten Passivkühlung stellt nicht nur eine hohe Lebensdauer sicher, sondern ermöglicht auch geringste Einbautiefen.

The special design with its efficient passive cooling ensures not only a long service life, but also allows the shallowest installation depths



COLOR

◆ HOUSING

BACK REAR

SHAPE

DIMENSION	mm
	267x36

OPTICS

COLOR TEMPERATURE
2700 K
3000 K
4000 K

CONTROL
STANDARD ON | OFF
DALI DIM

ON REQUEST

ADDITIONAL OPTIONS
SPECIAL COLOR TEMPERATURE
SPECIAL CONTROL OPTIONS
SPECIAL BEAM ANGLES
INDIVIDUAL CEILING THICKNESS
EMERGENCY LIGHTING
INSTALLATION FRAME FOR WOOD CEILINGS

MAGIQ WALLWASH

QF › 62 | 500 mA | IP20 | excl. | 100 | 273 x 42 | 12,5 | A++

	DIMENSION MM	LED	WATT MAX.	LUMEN MAX.	CRI	ART.-NO STANDARD	ART.-NO DALI-DIM		TECHN. OPTIONS	
	267x36 H: 85	2700 K	31.4	2300	90	120-0156				
		3000 K	31.4	2520	90	120-0157				
		4000 K	31.4	2650	90	120-0158				
	BLACK									
	267x36 H: 85	2700 K	31.4	2300	90	120-0256				
		3000 K	31.4	2520	90	120-0257				
		4000 K	31.4	2650	90	120-0258				
	WHITE									

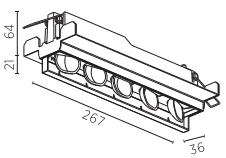

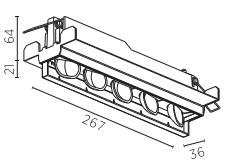

MAKE IT YOURS!

CONFIGURE ONLINE:
PROLICHT.AT/MAGIQ



MAGIQ
HOLLOW WALLWASH / KORONA



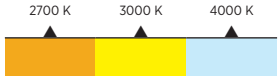

DALI | CASAMBI | PUSH-DIM
PHASE-CUT | ON/OFF

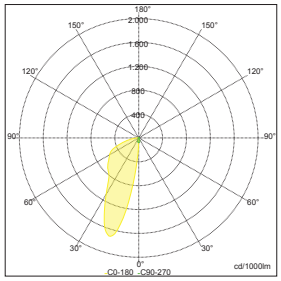

Sample:
ART. N° 120-0322, 4000 K, WALLWASHER

Verborgen in der Decke zeigt der MAGIQ HOLLOW WALLWASH seine ganze Stärke: Die neuen kleineren Reflektoren wurden in ihrer Anordnung für die rückversetzte Variante optimiert. Sie leuchten Wände absolut gleichmäßig aus und bieten volle Lichtintensität bis zum Bodenbereich. Durch die Variante mit KORONA CONES ergeben sich bis zu 50 mögliche Farbkombinationen für individuelle Lichteffekte.

Hidden in the ceiling, the MAGIQ HOLLOW WALLWASH shows its full strength: the arrangement of the new, smaller reflectors has been optimized for the recessed version. They illuminate walls absolutely evenly and offer full light intensity down to the floor area. The variant with KORONA CONES results in up to 50 possible color combinations for individual lighting effects.

EXCELLENT UNIFORMITY

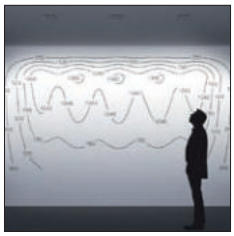

MAGIQ HOLLOW sorgt für eine homogene Ausleuchtung von Wänden und Decken. Der Helligkeitsunterschied von der hellsten zur dunkelsten Stelle wird kaum wahrgenommen.

MAGIQ HOLLOW ensures homogeneous illumination of walls and ceilings. The difference in brightness from the brightest to the darkest is barely perceptible.

FULLY INTEGRATED REFLECTORS



Der MAGIQ HOLLOW Wallwash zeichnet sich durch eine vollständig bündige Integration in die Decke aus. Die Lichtwirkung setzt unmittelbar am Übergang Decke-Wand ein.

The MAGIQ HOLLOW wallwash is characterized by a completely flush integration in the ceiling. The lighting effect starts directly at the ceiling-wall transition.

GLARE FREE - STEALTH EFFECT

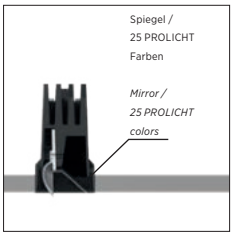

Bei der Variante mit Korona-Effekt wird der hochglänzende Einsatz durch einen pulverbeschichteten Farbeinsatz - erhältlich in allen PROLICHT-Farben - getauscht.

In the variant with Korona effect, the high-gloss insert is replaced by a powder-coated paint insert - available in all PROLICHT colors.

CEILING WASH



Die integrierte Reflektor-Technologie von Bartenbach ermöglicht auch eine homogene Ausleuchtung von Decken, wo keine Installation von Decken-Licht möglich ist.

The integrated reflector technology from Bartenbach also enable a perfect ceiling wash in areas where ceiling light installations are not possible (e.g curved ceilings).



COLOR

◆ KORONA REFLECTOR HOUSING : BLACK / WHITE

RAL Classic or any other special color on request

BACK REAR

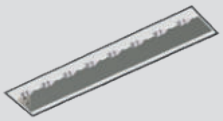

SHAPE

DIMENSION	mm
	166x35

FEATURES

KORONA REFLECTOR
25 COLORS

ON REQUEST

ADDITIONAL OPTIONS
SPECIAL COLOR TEMPERATURE
SPECIAL CONTROL OPTIONS
SPECIAL BEAM ANGLES
INSTALLATION FRAME FOR WOOD CEILINGS

OPTICS

CCT	COLOR TEMPERATURE
	2700 K
	3000 K
	4000 K

CONTROL
STANDARD ON | OFF
DALI DIM
PUSH DIM
CASAMBI
PHASE CUT



MAKE IT YOURS!

CONFIGURE ONLINE:
PROLICHT.AT/MAGIQ



MAGIQ HOLLOW WALLWASH

QF ›62 | 700 mA | IP20 | excl. | 100 | 173 x 42 | 12,5 | A++



DIMENSION MM	LED	WATT MAX.	LUMEN MAX.	CRI	ART.-NO		TECHN. OPTIONS	
166x35 H: 64	2700 K	19.0	1110	90	120-0314			
	3000 K	19.0	1180	90	120-0315			
	4000 K	19.0	1350	90	120-0316			
BLACKMIRROR								

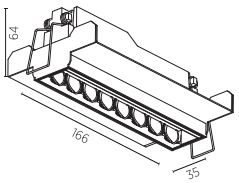



166x35 H: 64	2700 K	19.0	1110	90	120-0320			
	3000 K	19.0	1180	90	120-0321			
	4000 K	19.0	1350	90	120-0322			
WHITEMIRROR								

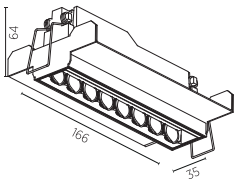

MAGIQ HOLLOW WALLWASH KORONA

QF ›62 | 700 mA | IP20 | excl. | 100 | 173 x 42 | 12,5 | A++



DIMENSION MM	LED	WATT MAX.	LUMEN MAX.	CRI	ART.-NO	1-29	TECHN. OPTIONS	
166x35 H: 64	2700 K	19.0	1110	90	120-0317	◆		
	3000 K	19.0	1180	90	120-0318	◆		
	4000 K	19.0	1350	90	120-0319	◆		
BLACK								

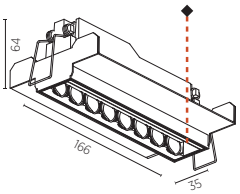



166x35 H: 64	2700 K	19.0	1110	90	120-0323	◆		
	3000 K	19.0	1180	90	120-0324	◆		
	4000 K	19.0	1350	90	120-0325	◆		
WHITE								

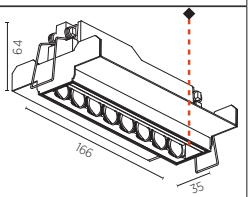

Hinweise zu technischen Angaben auf Seite 893 | *Technical data are subject to our data policy on page 893*

WORLD SQUARE, AUSTRALIA | PHOTO & LIGHT PLANNING: LIGHT PRACTICE |
ARCHITECTURE: VILLA + VILLA

OIKO
STANDARD



BAR CENTRALE, AUSTRIA | PHOTO: DIE FOTOGRAFEN/KAUFHAUS TIROL | ARCHITECT: DAVID CHIPPERFIELD

2700 K | 3000 K | 4000 K

DALI | CASAMBI | PUSH-DIM
PHASE-CUT | ON/OFF

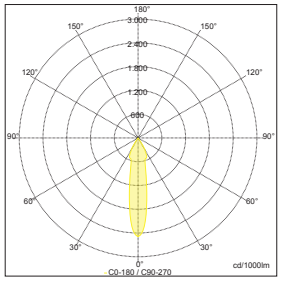

Sample:
ART. N° 120-0191-03 03 12 20, 3000 K, 20°

OIKO überzeugt als kaum sichtbare, perfekt entblendete Lichtquelle. Mit ihrer minimalen Einbautiefe dienen die Leuchten sowohl als Akzent- als auch als Raumlicht. Unterschiedliche Größen und Reflektoren machen OIKO zu einem Allroundtalent. Einfach zu montieren lässt OIKO mit diversem Zubehör, wie farbigen KORONA CONES, keine Wünsche offen.

OIKO, a barely visible, perfectly glare-free light source, is impressive. With their minimal installation depth, the luminaires serve both as accent lighting and as room lighting. Different sizes and reflectors make OIKO a good all-rounder. Easy to assemble, OIKO leaves nothing to be desired with various accessories, such as colored KORONA CONES.

EASY ACCESS



Das spezielle Entsperrsystem ermöglicht den einfachen Ausbau der ganzen Einheit zu Wartungszwecken. Die Installation ist in Gipsdecken mit einer Stärke von bis zu 15 mm möglich.

The special unlocking system allows easy removal of the entire unit for maintenance. The installation is possible in plasterboard ceilings with a thickness of up to 15 mm.

ZERO LIGHT LEAKAGE



Die Konstruktion dieser Leuchte verhindert einen unerwünschten Lichtaustritt. Somit eignet sie sich auch ideal für den Einbau in Akustik- und Lochdecken oder sogar Regale.

The construction of this luminaire prevents unwanted light leakage. Thus, it is also ideal for installation in acoustic and perforated ceilings or even shelves.

MULTI - COLOR



Einbauring und Leuchteneinsatz sind in allen 25 PROLICHT-Farben erhältlich. Mit diesen 625 möglichen Farbkombinationen lassen sich auf die Einrichtung individuell abgestimmte Akzente setzen.

Mounting ring and luminaire insert can be combined in all PROLICHT colors. With these 625 possible color combinations you can set individually tailored accents on the device.

DIM TO WARM

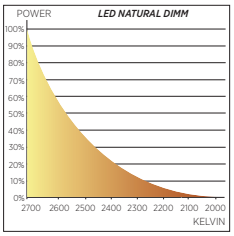

Diese Leuchte ist mit Natural Dim Unterstützung verfügbar. Durch Dimmung der Leuchte wird das Lichtbild nicht nur dunkler, sondern auch wärmer.

This luminaire is available with Natural Dim support. Dimming the light makes the light pattern not only darker, but warmer, too.



COLOR

◆ MOUNTING FRAME ▲ SPOT

RAL Classic or any other special color on request

SHAPE

DIAMETER			mm
Ø 65	Ø 100	Ø 130	Ø 160

CEILING THICKNESS		mm
10	12.5	15

OPTICS

CCT	COLOR TEMPERATURE
	2700 K
	3000 K
	4000 K
	NATURAL DIM

BEAM ANGLES	TYPE
20° | 40° | 60°	Ø 65
18° | 26° | 40°	Ø 100
12° | 24° | 40°	Ø 130
17° | 30° | 50°	Ø 160

CONTROL
STANDARD ON | OFF
DALI DIM | PUSH DIM
CASAMBI
PHASE CUT

FEATURES

KORONA CONE
25 COLORS







ON REQUEST

ADDITIONAL OPTIONS
INDIVIDUAL SIZES
SPECIAL COLOR TEMPERATURE
SPECIAL CONTROL OPTIONS
SPECIAL BEAM ANGLES
INDIVIDUAL CEILING THICKNESS
RGB | TUNABLE WHITE
EMERGENCY LIGHTING
SPECIAL LED
INSTALLATION FRAME FOR WOOD CEILINGS

MAKE IT YOURS!

CONFIGURE ONLINE:
PROLICHT.AT/OIKO



OIKO

QF › 62 | IP20 | excl. | 10|12,5|15 | A++



DIMENSION MM	LED	WATT MAX.	LUMEN MAX.	CRI	ART.-NO	1-29	1-29	TECHN. OPTIONS
Ø 65 H: 90	2700 K	14.5	940	90	120-0190	◆	▲	⬆ 1
	3000 K	14.5	980	90	120-0191	◆	▲	⬆ 1
	4000 K	14.5	1050	90	120-0192	◆	▲	⬆ 1
								500 mA 110 79
Ø 65 H: 90	NATUR. DIM	14.7	770	90	120-0220	◆	▲	⬆ 1
								350 mA 110 79

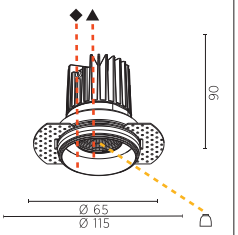



Ø 100 H: 153	2700 K	18.7	1630	90	120-0193	◆	▲	⬆ 2
	3000 K	18.7	1670	90	120-0194	◆	▲	⬆ 2
	4000 K	18.7	1790	90	120-0195	◆	▲	⬆ 2
								500 mA 170 111

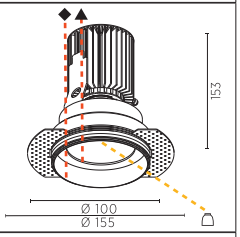



Ø 130 H: 122	2700 K	26.4	2282	90	120-0196	◆	▲	⬆ 3
	3000 K	26.4	2340	90	120-0197	◆	▲	⬆ 3
	4000 K	26.4	2486	90	120-0198	◆	▲	⬆ 3
								700 mA 130 142

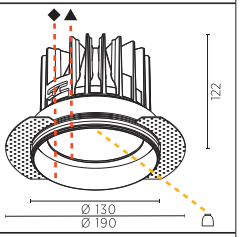



Ø 160 H: 146	3000 K	33.6	2940	90	120-0199	◆	▲	⬆ 4
	4000 K	34.1	3123	90	120-0200	◆	▲	⬆ 4
								900 mA 160 172

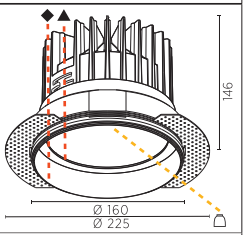

REFLECTOR	20	40	60	1	18	26	40	2	12	24	40	3	17	30	50	4
	20°	40°	60°		18°	26°	40°		12°	24°	40°		17°	30°	50°	

CEILING THICKNESS	10	12	15	⬆
	10	12.5	15	

ORDER EXAMPLE: ◆ ▲ ⬆ 🔔
120-0190 - 02 03 10 20
black white 10 mm 20°

Hinweise zu technischen Angaben auf Seite 893 | *Technical data are subject to our data policy on page 893*

DR. STEIGERWALD, GERMANY | ARCHITECT & LIGHTPLANNING: REINHARD STRASSER | PHOTO: WETSCHER WOHNGALERIEN, WWW.WETSCHER.COM



OIKO PRO



INSPIRATION | BIEFFE

2700 K 6500 K

DALI | CASAMBI | PUSH-DIM
PHASE-CUT | ON/OFF

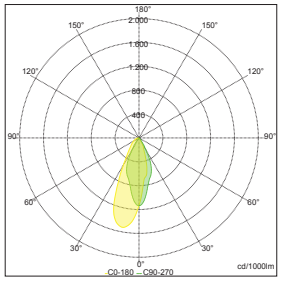

Sample:
ART. N° 120-0360-03-40-10, 4000 K
WALLWASHER

Der neue, randlose OIKO PRO Einbaustrahler ist die erste Wahl in Umgebungen mit natürlichem Licht. Die integrierte RMJ-Reflektor-Technologie von Bartenbach sorgt nämlich nicht nur für blendfreien Komfort, sondern auch für die perfekte Durchmischung der möglichen Lichtfarben. Mit OIKO PRO entscheiden Sie, wann Sie mit kühlem Licht eine aktivierende oder bei wärmerem Licht eine entspannende Atmosphäre schaffen möchten!

The new OIKO PRO trimless spotlight is the first choice in environments with natural light. The integrated RMJ reflector technology from Bartenbach ensures not only glare-free comfort, but also perfect mixing of the possible light colors. With OIKO PRO you decide when you want to create a stimulating atmosphere with cool light or a relaxing mood using warmer light!

PREMIUM OPTICS



OIKO PRO überzeugt mit seiner integrierten RMJ-Reflektor-Technologie von Bartenbach. Neben 30°, 50° und 70° Ausstrahlwinkel sind auch ein asymmetrischer Wallwash und 10° Superspot erhältlich.

OIKO PRO impresses with its integrated RMJ reflector technology from Bartenbach. As well as 30°, 50° and 70° beam angles, an asymmetrical wallwash and 10° superspot are available.

TUNABLE WHITE



Die Tunable White Variante ermöglicht eine stufenlose Einstellung der Farbtemperatur zwischen 2.700 K und 6.500 K.

The Tunable White version allows the Correlated Color Temperature to be continuously adjusted between 2,700 K and 6,500 K.

COMPACT DESIGN



Die erhältlichen Varianten kommen mit einem einheitlichen Einbau-Durchmesser von 85 mm. Das ausgeklügelte Thermo-Management ermöglicht eine geringe Einbautiefe ab 48 mm.

The available variants come with a uniform installation diameter of 85 mm. The sophisticated thermal management offers a small installation depth starting from 48 mm.

FLUSH INSTALLATION



Der inkludierte Einbaurahmen ermöglicht eine ebenbündige Installation und sorgt für die perfekte Integration von OIKO PRO in die Architektur.

Thanks to the installation frame supplied with the product, the OKIO PRO can be installed completely flush with the ceiling for perfect integration into the architecture.



COLOR

◆ FRAME

RAL Classic or any other special color on request

SHAPE

DIAMETER	mm
INSTALLATION	Ø 85
VISIBLE	Ø 74

FEATURES

LENS PACK

SPREAD LENS | LINEAR SPREAD LENS | HONEYCOMB

ON REQUEST

ADDITIONAL OPTIONS

- INDIVIDUAL SIZES
- SPECIAL COLOR TEMPERATURE
- SPECIAL CONTROL OPTIONS
- SPECIAL BEAM ANGLES
- INDIVIDUAL CEILING THICKNESS
- EMERGENCY LIGHTING
- SPECIAL LED
- INSTALLATION FRAME FOR WOOD CEILINGS

OPTICS

COLOR TEMPERATURE

- 2700 K
- 3000 K
- 4000 K
- TUNABLE WHITE: 2700 - 6500 K

BEAM ANGLES

- 10° | 30° | 50° | 70°
- ASYMMETRIC RMJ REFLECTOR (WALLWASH)

CONTROL

- STANDARD ON | OFF
- DALI DIM
- PUSH DIM
- CASAMBI



MAKE IT YOURS!

CONFIGURE ONLINE:
PROLICHT.AT/OIKO




RECEPTION



INSPIRATION | BIEFFE

OIKO PRO WALLWASH

QF › 62 | 55 | Ø 86 | 10/12.5/15 | excl. | 18.1 V | 600 mA | A++

DIMENSION MM	BEAM ANGLE	WATT MAX.	LUMEN MAX.	CRI	ART.-Nº	1-29	TECHN. OPTIONS
Ø 74 H: 51		10,9	1037	90	120-0360	◆	CCT ⬆

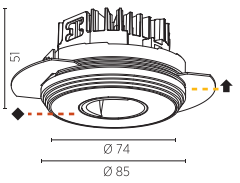

CCT 27 (2700 K) | 30 (3000 K) | 40 (4000 K)

RECESSING RING F. CEILING THICKNESS: 10 | 12 | 15 ⬆ / 10 | 12.5 | 15 ±

ORDER EXAMPLE: ◆ CCT ⬆ **120-0360 - 03 27 10** (white, 2700, 10mm)

OIKO PRO

QF › 62 | min. 64 | Ø 86 | 10/12.5/15 | excl. | A++

DIMENSION MM	BEAM ANGLE	WATT MAX.	LUMEN MAX.	CRI	ART.-Nº	1-29	TECHN. OPTIONS
Ø 74 H: 51	10°	8,4	620	90	120-0361	◆	CCT ⬆
	37.4 V	225 mA					
Ø 74 H: 64	30°	10,9	1073	90	120-0362	◆	CCT ⬆
Ø 74 H: 51	50°	10,9	1137	90	120-0363	◆	CCT ⬆
Ø 74 H: 43	70°	10,9	1167	90	120-0364	◆	CCT ⬆
	18.1 V	600 mA					

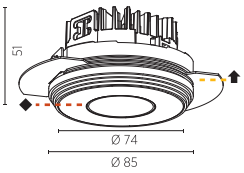

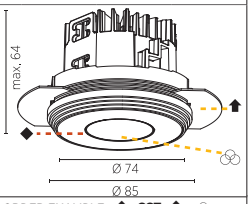

RECESSING RING F. CEILING THICKNESS: 10 | 12 | 15 ⬆ / 10 | 12.5 | 15 ±

OPTIC 00 (---) | 01 LINEAR SPREAD LENS | 02 SPREAD LENS | 03 HONEYCOMB LOUVRE

ORDER EXAMPLE: ◆ CCT ⬆ **120-0361 - 03 27 15 01** (white, 2700, 15mm, linear)

OIKO PRO WALLWASH TW

QF › 62 | 55 | Ø 86 | 10/12.5/15 | excl. | 23.4 V | 350 mA | A++

DIMENSION MM	BEAM ANGLE	WATT MAX.	LUMEN MAX.	CRI	TW LED	ART.-Nº	1-29	TECHN. OPTIONS
Ø 74 H: 51		8,2	567	90	2700-6500 K	120-0365	◆	⬆

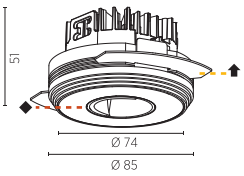

RECESSING RING F. CEILING THICKNESS: 10 | 12 | 15 ⬆ / 10 | 12.5 | 15 ±

ORDER EXAMPLE: ◆ ⬆ **120-0365 - 03 15** (white, 15mm)

OIKO PRO TW

QF › 62 | min. 64 | Ø 86 | 10/12.5/15 | excl. | 23.4 V | 350 mA | A++

DIMENSION MM	BEAM ANGLE	WATT MAX.	LUMEN MAX.	CRI	TW LED	ART.-Nº	1-29	TECHN. OPTIONS
Ø 74 H: 64	30°	8,2	744	90	2700-6500 K	120-0367	◆	⬆
Ø 74 H: 51	50°	8,2	800	90	2700-6500 K	120-0368	◆	⬆
Ø 74 H: 43	70°	8,2	822	90	2700-6500 K	120-0369	◆	⬆

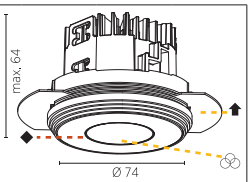

RECESSING RING F. CEILING THICKNESS: 10 | 12 | 15 ⬆ / 10 | 12.5 | 15 ±

OPTIC 00 (---) | 01 LINEAR SPREAD LENS | 02 SPREAD LENS | 03 HONEYCOMB LOUVRE

ORDER EXAMPLE: ◆ ⬆ **120-0369 - 03 10 01** (white, 10mm, linear)

Hinweise zu technischen Angaben auf Seite 893 | *Technical data are subject to our data policy on page 893*



INSPIRATION | BIEFFE

MECHANIQ
ROUND | SQUARE



BOUTIQUE SAILER, AUSTRIA | PHOTO: PHOTO: ARMIN KUPRIAN, ARCHITECTURE & LIGHT PLANNING: ARMELLINI DESIGN

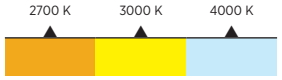



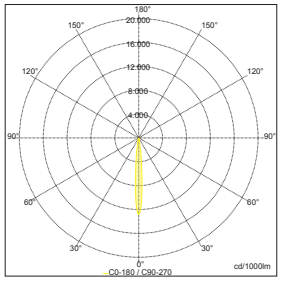

Sample:
ART. N° 120-0118-03 03 03 12, 2700 K,
8° SUPERSPOT

Das Qualitätsversprechen der MECHANIQ Serie ist Flexibilität. Dreh- und schwenkbare Einsätze schaffen eine ideale Kombination aus Beleuchtung und Produktpräsentation. Die SUPERSPOT Ausführung erlaubt es einen klaren Fokus auf Produkte zu setzen – während die Standardvarianten sich mit Leichtigkeit an neue Arrangements anpassen lassen. MECHANIQ ist als DOUBLE auch in doppelter Ausführung erhältlich.

The quality promise for the MECHANIQ range is its flexibility. Rotating and pivoting inserts create the perfect combination of illumination and product presentation. The SUPERSPOT version enables a clear focus to be placed on products – while the standard variants are simple to integrate into new arrangements. MECHANIQ is also available as dual version, the DOUBLE.

UNIQUE LOCKING SYSTEM (ULS)



Der ausgeklügelte Verschlussmechanismus UNIQUE LOCKING SYSTEM stellt einen besonders schnellen Ein- und Ausbau der Strahler für Wartungszwecke sicher.

The sophisticated locking mechanism UNIQUE LOCKING SYSTEM ensures particularly quick installation and removal of the spotlights for maintenance purposes.

TOOL-FREE REMOVAL GLASS



Das Glas und der Reflektor können - im Falle einer Ergänzung mit dem PROLICHT LENS PACK - ohne Werkzeug aus- und auch wieder eingebaut werden.

The glass and the reflector can be removed and re-installed without tools if added with the PROLICHT LENS PACK.

DISCRETE ADJUSTMENT



Der Strahler ist tief eingelassen, damit nach abgeschlossener Justierung kein Ring mehr an der Decke sichtbar ist.

The spotlight is deeply recessed to ensure no visible ring pops out of the ceiling after full adjustment.

MULTI - COLOR



Setzen Sie für Ihre Räumlichkeiten farbliche Akzente: Einbaurahmen, Leuchteneinsatz und Frontabdeckung sind ohne Aufpreis in allen PROLICHT-Farben erhältlich.

Add color accents to your premises: the installation frame, the luminaire insert and the front cover are available in all PROLICHT colors at no extra charge.





COLOR

◆ MOUNTING FRAME ▲ HOUSING ● SPOT

RAL Classic or any other special color on request

COMFORT DOUBLE



SHAPE

DIAMETER	ROUND COMFORT | mm	
	Ø 131	Ø 180

DIMENSION	SQUARE COMFORT | mm	
	118x118	166x166
	SQUARE COMFORT DOUBLE | mm	
	235x118	333x166

CEILING THICKNESS			mm
10	12.5	15	25

FEATURES

LENS PACK
SPREAD LENS | LINEAR SPREAD LENS | HONEYCOMB

ADJUSTABILITY
SWIVELING: 30°
ROTATION: 355°

ON REQUEST

ADDITIONAL OPTIONS
SPECIAL COLOR TEMPERATURE
SPECIAL CONTROL OPTIONS
SPECIAL BEAM ANGLES
INDIVIDUAL CEILING THICKNESS
RGB | TUNABLE WHITE
EMERGENCY LIGHTING
SPECIAL LED
INSTALLATION FRAME FOR WOOD CEILINGS

OPTICS

CCT COLOR TEMPERATURE
2700 K
3000 K
4000 K

BEAM ANGLES	ROUND COMFORT Ø 131 SQUARE COMFORT 118x118 SQUARE COMF. DOUBLE 235x118
18° | 26° | 40° REFLECTORS	
8° SUPER SPOT	
	ROUND COMFORT Ø 180 SQUARE COMFORT 166x166 SQUARE COMFORT DOUBLE 333x116
12° | 24° | 40° REFLECTORS	
8° SUPER SPOT	

CONTROL
STANDARD ON | OFF
DALI DIM
PUSH DIM
CASAMBI
PHASE CUT







MAKE IT YOURS!

CONFIGURE ONLINE:
PROLICHT.AT/MECHANIQ



MECHANIQ ROUND COMFORT

QF › 62 | IP44 | excl. | 10|12,5|15|25 | 30° | 355° | CE | A++

DIMENSION MM	LED	WATT MAX.	LUMEN MAX.	CRI	ART.-NO	1-29	1-29	1-29	TECHN. OPTIONS	
Ø 131 H: 127	2700 K	12.1	830	90	120-0100	◆	▲	●	⬆	
	3000 K	14.7	930	90	120-0101	◆	▲	●	⬆	
	4000 K	14.7	1030	90	120-0102	◆	▲	●	⬆	
s/s 8°									350 mA	140 / 140
Ø 131 H: 127	2700 K	26.4	2210	90	120-0103	◆	▲	●	⬆ ①	
	3000 K	26.4	2270	90	120-0104	◆	▲	●	⬆ ①	
	4000 K	26.4	2440	90	120-0105	◆	▲	●	⬆ ①	
									700 mA	140 / 140
Ø 180 H: 180	2700 K	41.9	4030	90	120-0121	◆	▲	●	⬆ ②	
	3000 K	41.9	4130	90	120-0122	◆	▲	●	⬆ ②	
	4000 K	41.9	4420	90	120-0123	◆	▲	●	⬆ ②	
									1050 mA	200 / 190
Ø 180 H: 180	2700 K	21.2	1440	90	120-0118	◆	▲	●	⬆	
	3000 K	21.2	1490	90	120-0119	◆	▲	●	⬆	
	4000 K	21.2	1600	90	120-0120	◆	▲	●	⬆	
s/s 8°									700 mA	200 / 190

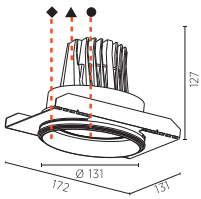

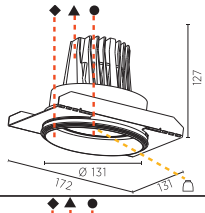

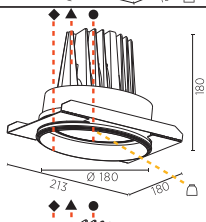

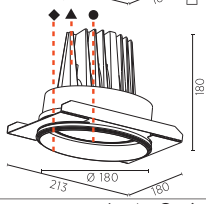

REFLECTOR ① 18 (18°) 26 (26°) 40 (40°) | ② 12 (12°) 24 (24°) 40 (40°)

CEILING THICKNESS 10 | 12 (12.5) | 15 | 25

ORDER EXAMPLE: ◆ ▲ ● ⬆ **120-0100 - 02 03 04 10** (02 black, 03 white, 04 creamy, 10 10 mm)

MECHANIQ SQUARE COMFORT

QF › 62 | IP44 | excl. | 10|12,5|15|25 | 30° | 355° | CE | A++

DIMENSION MM	LED	WATT MAX.	LUMEN MAX.	CRI	ART.-NO	1-29	1-29	1-29	TECHN. OPTIONS	
118x118 H: 127	2700 K	12.1	830	90	120-0106	◆	▲	●	⬆	
	3000 K	14.7	930	90	120-0107	◆	▲	●	⬆	
	4000 K	14.7	1030	90	120-0108	◆	▲	●	⬆	
s/s 8°									350 mA	140 / 135 x 135
118x118 H: 127	2700 K	26.4	2210	90	120-0109	◆	▲	●	⬆ ①	
	3000 K	26.4	2270	90	120-0110	◆	▲	●	⬆ ①	
	4000 K	26.4	2440	90	120-0111	◆	▲	●	⬆ ①	
									700 mA	140 / 135 x 135
166x166 H: 180	2700 K	41.9	4030	90	120-0127	◆	▲	●	⬆ ②	
	3000 K	41.9	4130	90	120-0128	◆	▲	●	⬆ ②	
	4000 K	41.9	4420	90	120-0129	◆	▲	●	⬆ ②	
									1050 mA	200 / 185 x 185
166x166 H: 180	2700 K	21.2	1440	90	120-0124	◆	▲	●	⬆	
	3000 K	21.2	1490	90	120-0125	◆	▲	●	⬆	
	4000 K	21.2	1600	90	120-0126	◆	▲	●	⬆	
s/s 8°									700 mA	200 / 185 x 185

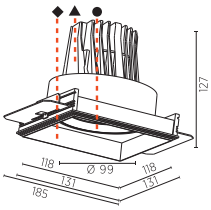

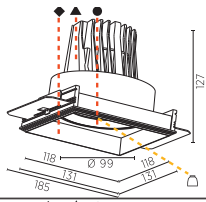

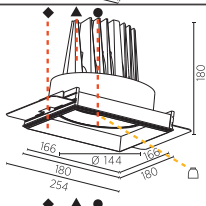

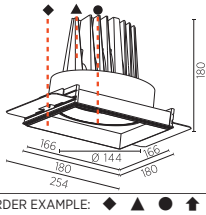

REFLECTOR ① 18 (18°) 26 (26°) 40 (40°) | ② 12 (12°) 24 (24°) 40 (40°)

CEILING THICKNESS 10 | 12 (12.5) | 15 | 25

ORDER EXAMPLE: ◆ ▲ ● ⬆ **120-0106 - 02 03 04 10** (02 black, 03 white, 04 creamy, 10 10 mm)

Hinweise zu technischen Angaben auf Seite 893 | *Technical data are subject to our data policy on page 893*





PHOTO: ARMIN KUBAN | ARCHITECTURE & LIGHT PLANNING: ARMELLINI DESIGN





SHOP STROLZ, AUSTRIA | PHOTO: ALEX KAISER | LIGHT PLANNING: DIETMAR UNGER

MECHANIQ SQUARE COMFORT DOUBLE

QF › 62 | IP44 | excl. | 10|12,5|15|25 | 30° | 355° | A++

DIMENSION MM	LED	WATT MAX.	LUMEN MAX.	CRI	ART.-NO	1-29	1-29	1-29	TECHN. OPTIONS
235x118 H: 127	2700 K	24.2	1670	90	120-0112	◆	▲	●	⬆
	3000 K	29.5	1860	90	120-0113	◆	▲	●	⬆
	4000 K	29.5	2050	90	120-0114	◆	▲	●	⬆
s/s 8°									350 mA · 140 · 252 x 135
235x118 H: 127	2700 K	52.8	4430	90	120-0115	◆	▲	●	⬆ ①
	3000 K	52.8	4540	90	120-0116	◆	▲	●	⬆ ①
	4000 K	52.8	4870	90	120-0117	◆	▲	●	⬆ ①
									700 mA · 140 · 252 x 135
333x166 H: 180	2700 K	83.8	8070	90	120-0133	◆	▲	●	⬆ ②
	3000 K	83.8	8260	90	120-0134	◆	▲	●	⬆ ②
	4000 K	83.8	8850	90	120-0135	◆	▲	●	⬆ ②
									1050 mA · 200 · 350 x 185
333x166 H: 180	2700 K	42.5	2870	90	120-0130	◆	▲	●	⬆
	3000 K	42.5	2980	90	120-0131	◆	▲	●	⬆
	4000 K	42.5	3200	90	120-0132	◆	▲	●	⬆
s/s 8°									700 mA · 200 · 350 x 185

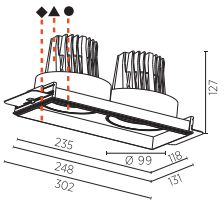

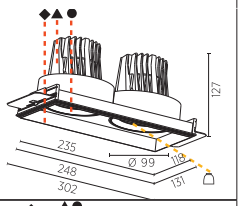

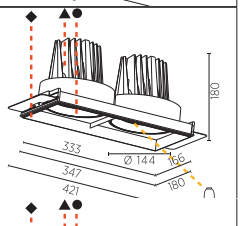

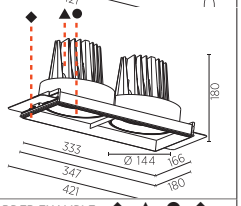

REFLECTOR: 18 (18°) | 26 (26°) | 40 (40°) ① | 12 (12°) | 24 (24°) | 40 (40°) ②

CEILING THICKNESS: 10 (10) | 12 (12.5) | 15 (15) | 25 (25) ⬆

ORDER EXAMPLE: **120-0112 -** ◆ **02** black | ▲ **03** white | ● **04** creamy | ⬆ **10** 10 mm

KANN-ZUBEHÖR > CAN-HAVE ACCESSORY

		DIMENSION MM	ART.-NO		TECHN. OPTIONS			
	*LINEARE STREULINSE LINEAR SPREAD LENS*	Ø 78 H: 3	800-1043					
	*LINEARE STREULINSE LINEAR SPREAD LENS*	Ø 108 H: 3	800-1044					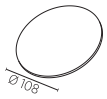
	*STREULINSE SPREAD LENS*	Ø 78 H: 3	800-1023					
	*STREULINSE SPREAD LENS*	Ø 108 H: 3	800-1024					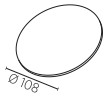
	*WABENRASTER (BLENDSCHUTZ) HONEYCOMB GLARE PROTECTION*	Ø 76 H: 6	800-1003					
	*WABENRASTER (BLENDSCHUTZ) HONEYCOMB GLARE PROTECTION*	Ø 105 H: 6	800-1004					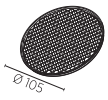

Hinweise zu technischen Angaben auf Seite 893 | *Technical data are subject to our data policy on page 893*



GEMEINDE HEIMBERG, SWITZERLAND | PHOTO: MIR AM FLURI ARCHITECTURE: HMS ARCHITEKTEN + PLANER AG | LIGHT PLANNING: O. KÜTTEL AG

DICE
CAVE





DALI | CASAMBI | PUSH-DIM
PHASE-CUT | ON/OFF

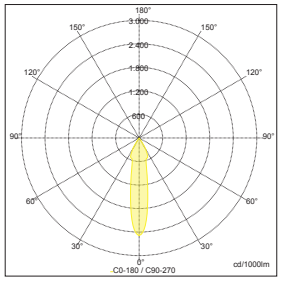

Sample:
ART. N° 120-0344-03 12 20, 4000 K, 20°

Tief in die Decke zurückversetzt ist die quadratische, randlose Einbauleuchte DICE CAVE eine minimalistische Lösung für viele Architekturstile. Der LED-Strahler ist auch als rechteckige Doppelversion CAVE DOUBLE verfügbar. Für zusätzliche Akzente lässt sich das Einbaugehäuse in den PROLICHT-Farben gestalten. Ausgerüstet mit NATURAL DIM, verändert die Leuchte beim Dimmen die Farbtemperatur – für ein harmonisches Lichtambiente.

Set back deep into the ceiling, the square, trimless recessed luminaire DICE CAVE is a minimalist solution for many architectural styles. The LED spotlight is also available as a rectangular double version CAVE DOUBLE. For additional accents, the installation housing can be designed in the PROLICHT colors. Equipped with NATURAL DIM, the luminaire changes the color temperature when dimming - for a harmonious lighting atmosphere.

EASY ACCESS



Das spezielle Entsperrsystem ermöglicht den einfachen Ausbau der ganzen Einheit zu Wartungszwecken. Die Installation ist in Gipsdecken mit einer Stärke von bis zu 15 mm möglich.

The special unlocking system allows easy removal of the entire unit for maintenance. The installation is possible in plasterboard ceilings with a thickness of up to 15 mm.

ZERO LIGHT LEAKAGE



Die Konstruktion dieser Leuchte verhindert einen unerwünschten Lichtaustritt. Somit eignet sie sich auch ideal für den Einbau in Akustik- und Lochdecken oder sogar Regale.

The construction of this luminaire prevents unwanted light leakage. Thus, it is also ideal for installation in acoustic and perforated ceilings or even shelves.

MULTI - COLOR



Der Einbaurahmen der CAVE Leuchte kann in allen 25 PROLICHT-Farben bestellt werden - selbstverständlich in der Standardproduktionszeit von nur 5 Werktagen.

The installation frame of the CAVE trimless luminaire can be ordered in all 25 PROLICHT colors - of course in the standard production time of only 5 working days.

DIM TO WARM

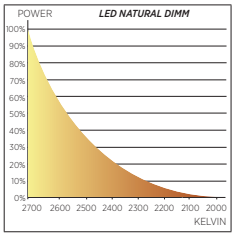

Diese Leuchte ist mit Natural Dim Unterstützung verfügbar. Durch Dimmung der Leuchte wird das Lichtbild nicht nur dunkler, sondern auch wärmer.

This luminaire is available with Natural Dim support. Dimming the light not only makes the light pattern darker, but warmer.



COLOR

◆ HOUSING

RAL Classic or any other special color on request

CAVE **DOUBLE**



SHAPE

DIMENSION	CAVE SINGLE | mm
	70x70
	CAVE DOUBLE | mm
	140x70

CEILING THICKNESS		mm
10	12.5	15

ON REQUEST

ADDITIONAL OPTIONS
SPECIAL COLOR TEMPERATURE
SPECIAL CONTROL OPTIONS
SPECIAL BEAM ANGLES
INDIVIDUAL CEILING THICKNESS
RGB | TUNABLE WHITE
EMERGENCY LIGHTING
SPECIAL LED
INSTALLATION FRAME FOR WOOD CEILINGS

OPTICS

CCT	COLOR TEMPERATURE
	2700 K
	3000 K
	4000 K
	NATURAL DIM

BEAM ANGLES
20° | 40° | 60°

CONTROL
STANDARD ON | OFF
DALI DIM
PUSH DIM
CASAMBI
PHASE CUT







MAKE IT YOURS!

CONFIGURE ONLINE:
PROLICHT.AT/DICE



CAVE

QF › 62 | 350 mA | IP20 | excl. | 130 | 85 x 85 | 10|12,5|15 | A++



DIMENSION MM	LED	WATT MAX.	LUMEN MAX.	CRI	ART.-NO	1-29	TECHN. OPTIONS
70x70 H: 107	2700 K	13.4	890	90	120-0342	◆	⬆ ⏢
	3000 K	13.4	920	90	120-0343	◆	⬆ ⏢
	4000 K	13.4	990	90	120-0344	◆	⬆ ⏢
70x70 H: 107	NATUR. DIM	14.7	770	90	120-0217	◆	⬆ ⏢

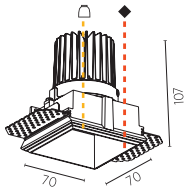

REFLECTOR 20 40 60 ⏢ (20° 40° 60°)

CEILING THICKNESS ⬆ 10 12 15 (10 12.5 15)

ORDER EXAMPLE: ◆ ⬆ ⏢ **120-0217 - 02 10 20** (black | 10 mm | 20°)

CAVE DOUBLE

QF › 62 | 350 mA | IP20 | excl. | 130 | 155 x 85 | 10|12,5|15 | A++



DIMENSION MM	LED	WATT MAX.	LUMEN MAX.	CRI	ART.-NO	1-29	TECHN. OPTIONS
140x70 H: 107	2700 K	26.8	1770	90	120-0345	◆	⬆ ⏢
	3000 K	26.8	1840	90	120-0346	◆	⬆ ⏢
	4000 K	26.8	1970	90	120-0347	◆	⬆ ⏢
140x70 H: 107	NATUR. DIM	29.5	1550	90	120-0218	◆	⬆ ⏢

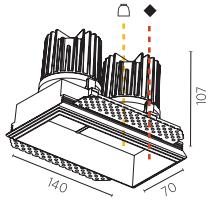

REFLECTOR 20 40 60 ⏢ (20° 40° 60°)

CEILING THICKNESS ⬆ 10 12 15 (10 12.5 15)

ORDER EXAMPLE: ◆ ⬆ ⏢ **120-0218 - 02 10 20** (black | 10 mm | 20°)



PRIVATE RESIDENCE TIROL | PHOTO: DIE FOTOGRAFEN

Hinweise zu technischen Angaben auf Seite 893 | *Technical data are subject to our data policy on page 893*


INSPIRATION

DICE
CAVE WALLWASH



PROLICHT HEADQUARTER | PHOTO: SIMON FISCHBACHER

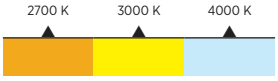

DALI | CASAMBI | PUSH-DIM
PHASE-CUT | ON/OFF

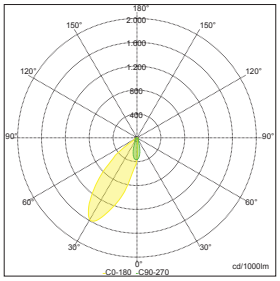

Sample:
ART. N° 120-0349-03 12 40, 3000 K,
ASYMMETRIC

Extravagant im Auftritt, professionell in der Lichtwirkung. Der tief in die Decke zurückversetzte, randlose Wallwasher der DICE Familie erlaubt eine kreative Gestaltung mit Licht. Durch die Wahl eines zusätzlichen KORONA EFFECTS – ein in den PROLICHT-Farben gefertigtes Einbaugehäuse – betont dieser Wallwasher gezielt den Charakter eines Raumes. Dem Planer stehen unterschiedliche Lumen-Pakete und Dimm-Möglichkeiten zur Verfügung.

Extravagant in appearance, professional in the lighting effect. The rimless wallwasher of the DICE family, set back deep in the ceiling, allows creative design with light. By choosing an additional KORONA EFFECT - an installation housing made in the PROLICHT colors - this wallwasher specifically emphasizes the character of a room. Different lumen packages and dimming options are available to the planner.

EASY ACCESS



Das spezielle Entsperrsystem ermöglicht den einfachen Ausbau der ganzen Einheit zu Wartungszwecken. Die Installation ist in Gipsdecken mit einer Stärke von bis zu 15 mm möglich.

The special unlocking system allows easy removal of the entire unit for maintenance. The installation is possible in plasterboard ceilings with a thickness of up to 15 mm.

ZERO LIGHT LEAKAGE



Die Konstruktion dieser Leuchte verhindert einen unerwünschten Lichtaustritt. Somit eignet sie sich auch ideal für den Einbau in Akustik- und Lochdecken oder sogar Regale.

The construction of this luminaire prevents unwanted light leakage. Thus, it is also ideal for installation in acoustic and perforated ceilings or even shelves.

MULTI-COLOR



Der Einbaurahmen der CAVE Leuchte kann in allen 25 PROLICHT-Farben bestellt werden.

The installation frame of the CAVE trimless luminaire can be ordered in all 25 PROLICHT colors.

DIM TO WARM

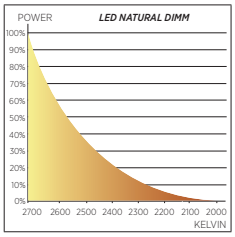

Diese Leuchte ist mit Natural Dim Unterstützung verfügbar. Durch Dimmung der Leuchte wird das Lichtbild nicht nur dunkler, sondern auch wärmer.

This luminaire is available with Natural Dim support. Dimming the light makes the light pattern not only darker, but warmer, too.



COLOR

◆ HOUSING

RAL Classic or any other special color on request

SHAPE

DIMENSION mm

140x68

CEILING THICKNESS mm

10 12.5 15

OPTICS

CONTROL

STANDARD ON | OFF

DALI DIM

PUSH DIM

CASAMBI

PHASE CUT

ON REQUEST

ADDITIONAL OPTIONS

SPECIAL COLOR TEMPERATURE

SPECIAL CONTROL OPTIONS

SPECIAL BEAM ANGLES

INDIVIDUAL CEILING THICKNESS

EMERGENCY LIGHTING

INSTALLATION FRAME FOR WOOD CEILINGS

CAVE WALLWASH

QF › 62 350 mA IP20 excl. 110 150 x 85 10|12,5|15 38° A++



DIMENSION MM	LED	WATT MAX.	LUMEN MAX.	CRI	ART.-NO	1-29	TECHN. OPTIONS
140x68 H: 100	2700 K	13.4	970	90	120-0348	◆	⬆
	3000 K	13.4	1000	90	120-0349	◆	⬆
	4000 K	13.4	1080	90	120-0350	◆	⬆
140x68 H: 100	NATUR. DIM	14.7	850	90	120-0219	◆	⬆

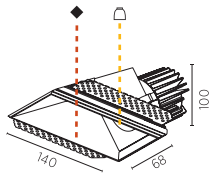

REFLECTOR 20 40 60 (20° 40° 60°)

CEILING THICKNESS 10 12 15 (10 12.5 15)

ORDER EXAMPLE: ◆ ⬆
120-0219 - 02 10 20
black 10 mm 20°

MAKE IT YOURS!

CONFIGURE ONLINE:
PROLICHT.AT/DICE



1.3

RANDLOS TRIMLESS

PROFILLEUCHTEN
PROFILE LIGHTS

1.3

RANDLOS | TRIMLESS
PROFILLEUCHTEN | PROFILE LIGHTS

GROOVE › 138

GROOVE
140



GROOVE ROUND
141

IDAHO › 142

IDAHO 40
144

IDAHO 75
144

IDAHO 100
145

GROOVE
STANDARD | ROUND



INSPIRATION | RENDERWERK

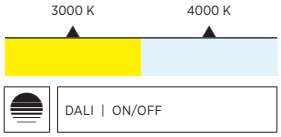

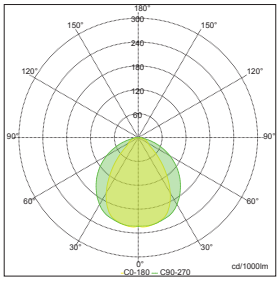

Sample:
ART. N° 130-0600-03 12, 3000 K, OPAL

Die GROOVE Profilleuchte verbindet elegantes Design mit hocheffizienter LED-Technik. Die Randlosleuchte verfügt über den, für die gesamte Produktfamilie typischen, zurückversetzten und gewölbten Opal-Diffusor. Der KORONA EFFEKT – bei dem das Einbauprofil und die einzigartigen optionalen gerundeten Enddeckel in einer PROLICHT-Farbe gestaltet werden – lässt ein plakatives Raumambiente entstehen.

The GROOVE profile luminaire combines elegant design with highly efficient LED technology. The trimless luminaire has the opal diffuser, which is typical of the entire product family, set back and curved. The KORONA EFFECT - where the installation profile and the unique optional rounded end caps are designed in a PROLICHT color - creates a striking room ambience.

HIGH-EFFICIENCY MIXING CHAMBER



Die neu entwickelte interne Mischkammer besteht aus einer hochreflektierenden Beschichtung mit erhöhtem Reflektionsgrad von 97°, was den Wirkungsgrad deutlich verbessert.

The new internal mixing chamber consists of a highly reflective layer with increased reflectance of 97%, which significantly improves efficiency.

IMPRESSIVE KORONA EFFECT



Die gewölbten Seiten und gerundeten Enddeckel des Profils schaffen einen spektakulären KORONA EFFEKT und erwecken den Eindruck, als wäre die Leuchte in die Decke oder Wand eingearbeit.

The typical rounded shape of the end cap creates a KORONA EFFECT and gives the impression that the light fitting is carved out of the ceiling / wall.

EASY MOUNTING



Die ausgeklügelten Befestigungsklammern ermöglichen eine einfache, rahmenlose Installation in 10, 12,5 oder 15 mm starke Gipskartondecken und -Wände.

An easy installation is guaranteed due to a clever mounting bracket for trimless installation into gypsum ceilings /walls of 10, 12.5 or 15 mm.

BALL-PROOF LUMINAIRE



Die GROOVE-Leuchte ist in dieser Variante als ballwurfsicher zertifiziert und somit auch für den Einsatz in Sport- und Mehrzweckräumen geeignet.

The GROOVE luminaire is officially certified as ball-proof in this variant and is thus also suitable for use in sports and multipurpose rooms.



COLOR

◆ KORONA EFFECT

RAL Classic or any other special color on request

SHAPE

DIMENSION				STANDARD | width: 75mm
880	1160	1440	1720	2000

				ROUND | width: 75mm
950	1230	1510	1790	2070

CEILING THICKNESS			mm
	10	12.5	15

ON REQUEST

ADDITIONAL OPTIONS
INDIVIDUAL SIZES
SPECIAL COLOR TEMPERATURE
SPECIAL CONTROL OPTIONS
INDIVIDUAL CEILING THICKNESS
RGB | TUNABLE WHITE
EMERGENCY LIGHTING
INSTALLATION FRAME FOR WOOD CEILINGS

OPTICS

CCT

COLOR TEMPERATURE
3000 K
4000 K

CONTROL
STANDARD ON | OFF
DALI DIM



MAKE IT YOURS!

CONFIGURE ONLINE:
PROLICHT.AT/GROOVE



GROOVE

IP20 | incl. | 170 | 10|12,5|15 | 50/60Hz 220-240V | CE | A++

DIMENSION MM	LED	WATT MAX.	LUMEN MAX.	CRI	ART.-NO STANDARD	ART.-NO DALI-DIM	1-29	TECHN. OPTIONS	
880x75 H: 135	3000 K	15.2	1030	80	130-0470	130-0472	◆	⬆	
	4000 K	15.2	1080	80	130-0480	130-0482	◆	⬆	
									890 x 92
1160x75 H: 135	3000 K	20.2	1370	80	130-0500	130-0502	◆	⬆	
	4000 K	20.2	1450	80	130-0510	130-0512	◆	⬆	
									1170 x 92
1440x75 H: 135	3000 K	25.3	1710	80	130-0530	130-0532	◆	⬆	
	4000 K	25.3	1810	80	130-0540	130-0542	◆	⬆	
									1450 x 92
1720x75 H: 135	3000 K	30.4	2050	80	130-0560	130-0562	◆	⬆	
	4000 K	30.4	2170	80	130-0570	130-0572	◆	⬆	
									1730 x 92
2000x75 H: 135	3000 K	35.4	2400	80	130-0590	130-0592	◆	⬆	
	4000 K	35.4	2530	80	130-0600	130-0602	◆	⬆	
									2010 x 92

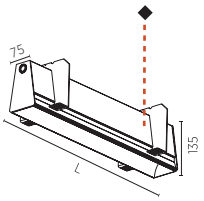

CEILING THICKNESS: 10 12 15 ⬆ | 10 12.5 15

ORDER EXAMPLE: ◆ ⬆ **130-0590 - 02 10**
02 = black, 10 = 10mm

MUSS-ZUBEHÖR > MUST-HAVE ACCESSORY		DIMENSION MM	ART.-NO		TECHN. OPTIONS			
	*MONTAGEHILFE FRAME ALIGNMENT KIT*	92x112 H: 235	14015					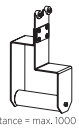 distance = max. 1000 mm



PROLICHT, LIGHT + BUILDING 2016 | PHOTO: SIMON FISCHBACHER

Hinweise zu technischen Angaben auf Seite 893 | *Technical data are subject to our data policy on page 893*

GROOVE ROUND

IP20 | incl. | 170 | 10|12,5|15 | 50/60Hz 220-240V | CE | A++



DIMENSION MM	LED	WATT MAX.	LUMEN MAX.	CRI	ART.-NO STANDARD	ART.-NO DALI-DIM	1-29	TECHN. OPTIONS	
950x75 H: 135	3000 K	15.2	1030	80	130-0620	130-0622	◆	⬆	
	4000 K	15.2	1080	80	130-0630	130-0632	◆	⬆	
									898 x 92
1230x75 H: 135	3000 K	20.2	1370	80	130-0650	130-0652	◆	⬆	
	4000 K	20.2	1450	80	130-0660	130-0662	◆	⬆	
									1178 x 92
1510x75 H: 135	3000 K	25.3	1710	80	130-0680	130-0682	◆	⬆	
	4000 K	25.3	1810	80	130-0690	130-0692	◆	⬆	
									1458 x 92
1790x75 H: 135	3000 K	30.4	2050	80	130-0710	130-0712	◆	⬆	
	4000 K	30.4	2170	80	130-0720	130-0722	◆	⬆	
									1738 x 92
2070x75 H: 135	3000 K	35.4	2400	80	130-0740	130-0742	◆	⬆	
	4000 K	35.4	2530	80	130-0750	130-0752	◆	⬆	
									2018 x 92

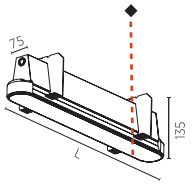

CEILING THICKNESS ⬆ 10 12 15
10 12.5 15

ORDER EXAMPLE: ◆ ⬆
130-0650 - 02 10
black 10mm

MUSS-ZUBEHÖR > MUST-HAVE ACCESSORY		DIMENSION MM	ART.-NO		TECHN. OPTIONS			
	*MONTAGEHILFE FRAME ALIGNMENT KIT*	92x112 H: 235	14015					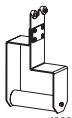 distance = max. 1000 mm



IDAHO
40 | 75 | 100



FUNDACION BOTIN, SPAIN | PHOTO: ALFONSO QUIROGA | ARCHITECTURE: MVN ARQUITECTOS | LIGHT PLANNING: ANOS LUZ ILLUMINACION DE VANGUARDIA





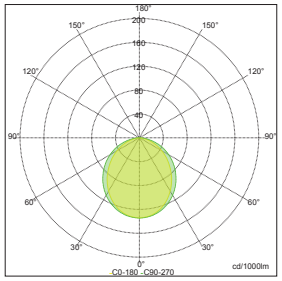

Sample:
ART. N° 130-0150- 12, 4000 K, OPAL

Die randlosen IDAHO Profilleuchten sorgen für eine perfekte Verbindung zwischen Licht und Architektur. Erhältlich in drei Breiten, in verschiedenen Längen und Lichtfarben lässt sich die LED-Leuchte für verschiedenste Beleuchtungsanforderungen anpassen. Je nach Nutzung kann zwischen einem Opal-Diffusor für eine besonders homogene Beleuchtung oder einem Mikroprisma-Diffusor für eine bessere Entblendung gewählt werden.

The trimless IDAHO profile lights provide a perfect connection between light and architecture. Available in three widths, in different lengths and light colors, the LED light can be adapted to a wide range of lighting requirements. Depending on usage, you can choose between an opal diffuser for a particularly homogeneous effect or a microprism diffuser for better glare control.

LED OPTIMIZED CONSTRUCTION



In Kombination mit einer weißen Grundplatte bildet der weiße interne Reflektor eine perfekte Mischkammer. Diese schafft ein homogenes Lichtbild ohne einzeln sichtbare LED-Punkte.

In combination with a white base plate, the white internal reflector creates a perfect mixing chamber. This creates a homogeneous light pattern without individually visible LED dots.

ESD PROTECTION



Alle LED-Boards sind durch ein hochtransparentes Acrylglas vor elektrostatischen Entladungen (Electrostatic Discharge – ESD) und direktem Kontakt mit der LED geschützt.

All LED boards are protected from electrostatic discharge (ESD) and direct contact with the LED by a highly transparent acrylic glass.



SHAPE

DIMENSION	TYPE | mm
880 - 2000x42	IDAHO 40
880 - 2000x69	IDAHO 75
880 - 2000x100	IDAHO 100

CEILING THICKNESS			mm
10	12.5	15	

ON REQUEST

ADDITIONAL OPTIONS
INDIVIDUAL SIZES
SPECIAL COLOR TEMPERATURE
SPECIAL CONTROL OPTIONS
INDIVIDUAL CEILING THICKNESS
RGB | TUNABLE WHITE
EMERGENCY LIGHTING
INSTALLATION FRAME FOR WOOD CEILINGS

OPTICS

CCT	COLOR TEMPERATURE
	3000 K
	4000 K

DIFFUSER
OPAL
MICRO PRISM

CONTROL
STANDARD ON | OFF
DALI DIM

MAKE IT YOURS!

CONFIGURE ONLINE:
PROLICHT.AT/IDAHO



IDAHO 40

IP20 | incl. | 135 | 10|12,5|15 | 50/60Hz 220-240V | CE | A++

DIMENSION MM	LED	WATT MAX.	LUMEN MAX.	CRI	ART.-NO STANDARD	ART.-NO DALI-DIM		TECHN. OPTIONS	
880x42 H: 97	3000 K	15.2	730	80	130-0020	130-0022		⬆	
	4000 K	15.2	770	80	130-0030	130-0032		⬆	
									890 x 54
1160x42 H: 97	3000 K	20.2	970	80	130-0050	130-0052		⬆	
	4000 K	20.2	1030	80	130-0060	130-0062		⬆	
									1170 x 54
1440x42 H: 97	3000 K	25.3	1210	80	130-0080	130-0082		⬆	
	4000 K	25.3	1280	80	130-0090	130-0092		⬆	
									1450 x 54
1720x42 H: 97	3000 K	30.4	1460	80	130-0110	130-0112		⬆	
	4000 K	30.4	1540	80	130-0120	130-0122		⬆	
									1730 x 54
2000x42 H: 97	3000 K	35.4	1700	80	130-0140	130-0142		⬆	
	4000 K	35.4	1800	80	130-0150	130-0152		⬆	
									2010 x 54

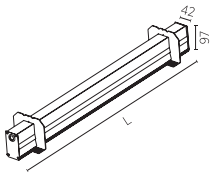

CEILING THICKNESS: 10 12 15 ⬆ (10 12.5 15)

ORDER EXAMPLE: ⬆ **130-0022 - 10** (10 mm)

MUSS-ZUBEHÖR > MUST-HAVE ACCESSORY

		DIMENSION MM	ART.-NO		TECHN. OPTIONS			
	*MONTAGEHILFE FRAME ALIGNMENT KIT*	55x104 H: 197	14005					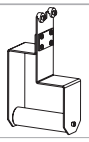

IDAHO 75

IP20 | incl. | 145 | 10|12,5|15 | 50/60Hz 220-240V | CE | A++

DIMENSION MM	LED	WATT MAX.	LUMEN MAX.	CRI	ART.-NO STANDARD	ART.-NO DALI-DIM		TECHN. OPTIONS	
880x69 H: 90	3000 K	15.2	1420	80	130-0170	130-0172		Ⓓ ⬆	
	4000 K	15.2	1500	80	130-0180	130-0182		Ⓓ ⬆	
									888 x 85
1160x69 H: 90	3000 K	20.2	1890	80	130-0200	130-0202		Ⓓ ⬆	
	4000 K	20.2	2000	80	130-0210	130-0212		Ⓓ ⬆	
									1168 x 85
1440x69 H: 90	3000 K	25.3	2360	80	130-0230	130-0232		Ⓓ ⬆	
	4000 K	25.3	2500	80	130-0240	130-0242		Ⓓ ⬆	
									1448 x 85
1720x69 H: 90	3000 K	30.4	2840	80	130-0260	130-0262		Ⓓ ⬆	
	4000 K	30.4	3000	80	130-0270	130-0272		Ⓓ ⬆	
									1728 x 85
2000x69 H: 90	3000 K	35.4	3310	80	130-0290	130-0292		Ⓓ ⬆	
	4000 K	35.4	3500	80	130-0300	130-0302		Ⓓ ⬆	
									2008 x 85

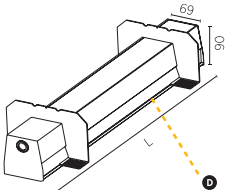

CEILING THICKNESS: 10 12 15 ⬆ (10 12.5 15) | ...01 OPAL | ...02 MICRO-PRISM | Ⓓ DIFFUSER

ORDER EXAMPLE: Ⓓ ⬆ **130-0172 - 01 10** (opal | 10 mm)

MUSS-ZUBEHÖR > MUST-HAVE ACCESSORY

		DIMENSION MM	ART.-NO		TECHN. OPTIONS			
	*MONTAGEHILFE FRAME ALIGNMENT KIT*	85x104 H: 197	14025					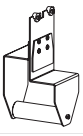

Hinweise zu technischen Angaben auf Seite 893 | *Technical data are subject to our data policy on page 893*



SPARKASSE IMST, AUSTRIA | PHOTO: SOM SPARKASSE | ARCHITECTURE: DI WOLF LINDNER

IDAHO 100

IP20 | incl. | 135 | 10|12,5|15 | 50/60Hz 220-240V | A++

DIMENSION MM	LED	WATT MAX.	LUMEN MAX.	CRI	ART.-NO STANDARD	ART.-NO DALI-DIM		TECHN. OPTIONS	
880x100 H: 90	3000 K	15.2	1630	80	130-0320	130-0322		D ⬆	
	4000 K	15.2	1720	80	130-0330	130-0332		D ⬆	
									890 x 115
1160x100 H: 90	3000 K	20.2	2180	80	130-0350	130-0352		D ⬆	
	4000 K	20.2	2300	80	130-0360	130-0362		D ⬆	
									1170 x 115
1440x100 H: 90	3000 K	25.3	2720	80	130-0380	130-0382		D ⬆	
	4000 K	25.3	2870	80	130-0390	130-0392		D ⬆	
									1450 x 115
1720x100 H: 90	3000 K	30.4	3260	80	130-0410	130-0412		D ⬆	
	4000 K	30.4	3450	80	130-0420	130-0422		D ⬆	
									1730 x 115
2000x100 H: 90	3000 K	35.4	3810	80	130-0440	130-0442		D ⬆	
	4000 K	35.4	4020	80	130-0450	130-0452		D ⬆	
									2010 x 115

CEILING THICKNESS: 10 12 15 ⬆ (10 12.5 15)

...01 OPAL | ...02 MICRO-PRISM | D DIFFUSER

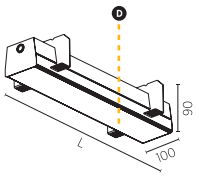

ORDER EXAMPLE: D ⬆
130-0322 - 01 10
opal | 10 mm

MUSS-ZUBEHÖR > MUST-HAVE ACCESSORY		DIMENSION MM	ART.-NO		TECHN. OPTIONS			
	*MONTAGEHILFE FRAME ALIGNMENT KIT*	115x112 H: 197	14045					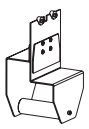

1.4

RANDLOS TRIMLESS

PROFILSYSTEME
PROFILE SYSTEMS

1.4

RANDLOS | TRIMLESS
PROFILSYSTEME | PROFILE SYSTEMS

2LOOK4 › 148, 152, 158, 162, 172


2LOOK4 20
TRACK
150


2LOOK4 50
PLUG
154


2LOOK4 50
TRACK
160


2LOOK4 80
166


2LOOK4 130
168


2LOOK4 160
174

G-50 CHANNEL › 176


SNOOKER
181


HANGOVER PLUG
182 NEW


CENTRIQ
185

GROOVE › 186


GROOVE
188

IDAHO › 190

IDAHO 40
194

IDAHO 75
196

IDAHO 100
198

CLICKTRACK › 200, 212


CLICKTRACK 25
206 NEW


CLICKTRACK 50
214 NEW

2LOOK4
20 TRACK



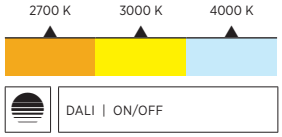

Minimalismus pur: Das Profilsystem 2LOOK4 ist die perfekte Lösung für private und gewerbliche Anwendungen, die auf zeitlose Ästhetik und Design setzen. Obwohl nur 20 Millimeter breit, erlaubt das randlose 2LOOK4 20 TRACK die Integration von Schienenstrahlern in drei verschiedenen Größen. Die Profile mit einem revolutionären Mini-230V-System lassen sich in Decken und Wänden verbauen und zeichnen elegante, dreidimensionale Lichtlinien im Raum.

Pure minimalism: the profile system 2LOOK4 is the perfect solution for private and commercial applications, which rely on timeless aesthetics and design. Although only 20 millimeters wide, the the trimless 2LOOK4 20 TRACK allows the integration of track spotlights in three different sizes. The profiles with a revolutionary mini 230V system can be installed in ceilings and walls and draw elegant, three-dimensional lines of light in the room.

SPECIAL 230 V SLIM ADAPTER



Durch ein revolutionäres Mini-230V-Schienensystem mit einer sichtbaren Öffnung von nur 20 mm wird dem Designer Minimalismus auf völlig neuem Niveau ermöglicht.

A revolutionary mini 230V track system with a visible opening of just 20mm offers minimalism on a completely new level for designers.

3 DIFFERENT SIZES



Der spezielle Slim-Adapter kann mit Schienenstrahlern in drei Größen 60, 75 und 90 mm Ø mit bis zu über 2440 lm eingesetzt werden.

The special slim adapter can be used with track lights in three sizes 60, 75 and 90 mm Ø up to more than 2440 lm.

CASAMBI & PUSH-DIM



Die Variante IMAGINE PLUS mit Ø 75 mm ist zusätzlich mit CASAMBI- und PUSH-DIM-Steuerung inkl. Memoryfunktion erhältlich.

The IMAGINE PLUS variant with Ø 75 mm is also available with CASAMBI- and PUSH-DIM control incl. memory function.

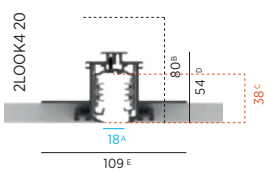

A: Opening width | B: Recess depth
C: Opening depth | D: Profile height
E: Width including mounting brackets

▼ channel available in:

02

EXAMPLE



MECHANICAL-ELECTRICAL CONNECTION



INTEGRATED PRE-WIRED POWER FEED



ENDCAP AND PROFILE COVER



01 02 03 04 05 07 08 09 12 13 15 16 17 18 19 20 21 22 23 24 25 26 27 28 29

RAL Classic or any other special color on request

2LOOK4 20 TRACK

(L+8) X 60 | 80

KOMPONENTEN > COMPONENTS		DIMENSION MM		ART.-NO STANDARD		TECHN. OPTIONS		
	ALUMINIUM-PROFIL SCHWARZ *ALUMINIUM PROFILE BLACK*	1000x109 H: 54	per meter	140-1050				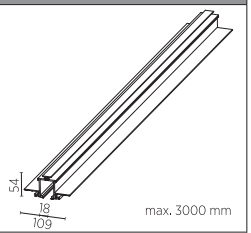
	ENDEINSPEISUNG *END POWER SUPPLY*	97x109 H: 54	TYP-E1	140-1051				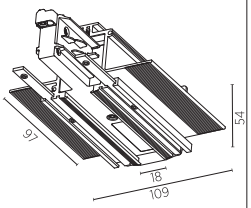
			TYP-E2	140-1052				
	ENDDECKEL *ENDCAP*	43x54 H: 2		140-1053				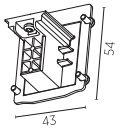
	LINIENVERBINDER *LINEAR COUPLER*	115x26 H: 34		140-1054				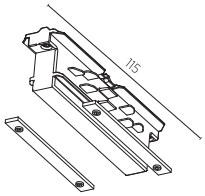
	ECKVERBINDER 90° *CORNER COUPLER 90°*	182x182 H: 54	TYP-L1	140-1055				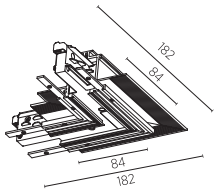
			TYP-L2	140-1056				
	3- STROMSCHIENE *3- TRACK*	1000x32 H: 38	1000mm	11-00904				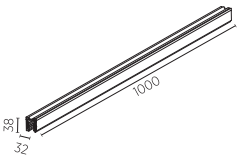
		2000x32 H: 38	2000mm	11-00905				
		3000x32 H: 38	3000mm	11-00906				

IMAGINE PLUS

	DIMENSION MM	LED	WATT MAX.	LUMEN MAX.	CRI	ART.-NO PUSH-DIM	ART.-NO CASAMBI	1-29	TECHN. OPTIONS	
	Ø 75 H: 204	2700 K	12.1	890	90	140-1340	140-1370	◆		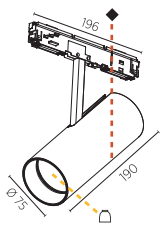
		2700 K	18.7	1420	90	140-1280	140-1310	◆		
		3000 K	14.7	990	90	140-1350	140-1380	◆		
		3000 K	18.5	1450	90	140-1290	140-1320	◆		
		4000 K	14.7	1100	90	140-1360	140-1390	◆		
		4000 K	18.7	1550	90	140-1300	140-1330	◆		

IP20 | 90° | 350° | incl. | 50/60Hz 220-240V | A++

REFLECTOR 20 25 40 | 20° 25° 40° | SUPERSPOT | 08 09 | 8° 9°

ORDER EXAMPLE: ◆ **140-1300 - 02 20** black 20°

Hinweise zu technischen Angaben auf Seite 893 | *Technical data are subject to our data policy on page 893*

IMAGINE



DIMENSION MM	LED	WATT MAX.	LUMEN MAX.	CRI	ART.-NO STANDARD	ART.-NO DALI-DIM	1-29	TECHN. OPTIONS
Ø 60 H: 170	2700 K	12.1	520	90	140-1220		◆	
	3000 K	14.7	580	90	140-1230		◆	
	4000 K	14.7	640	90	140-1240		◆	
IP20							50/60Hz 220-240V	
Ø 60 H: 170	2700 K	20.0	1210	90	140-1190		◆	①
	3000 K	20.0	1260	90	140-1200		◆	①
	4000 K	20.0	1350	90	140-1210		◆	①
IP20							50/60Hz 220-240V	

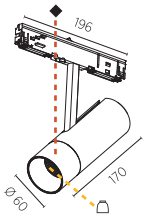



DIMENSION MM	LED	WATT MAX.	LUMEN MAX.	CRI	ART.-NO STANDARD	ART.-NO DALI-DIM	1-29	TECHN. OPTIONS
Ø 75 H: 190	2700 K	12.1	890	90	140-1160	140-1162	◆	
	3000 K	14.7	990	90	140-1170	140-1172	◆	
	4000 K	14.7	1100	90	140-1180	140-1182	◆	
IP20							50/60Hz 220-240V	
Ø 75 H: 190	2700 K	18.7	1490	90	140-1130	140-1132	◆	②
	3000 K	18.7	1530	90	140-1140	140-1142	◆	②
	4000 K	18.7	1640	90	140-1150	140-1152	◆	②
IP20							50/60Hz 220-240V	

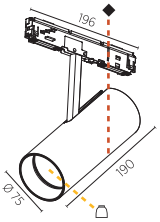



DIMENSION MM	LED	WATT MAX.	LUMEN MAX.	CRI	ART.-NO STANDARD	ART.-NO DALI-DIM	1-29	TECHN. OPTIONS
Ø 90 H: 210	2700 K	12.1	830	90	140-1100	140-1102	◆	
	3000 K	14.7	930	90	140-1110	140-1112	◆	
	4000 K	14.7	1030	90	140-1120	140-1122	◆	
IP20							50/60Hz 220-240V	
Ø 90 H: 210	2700 K	26.4	2210	90	140-1070	140-1072	◆	③
	3000 K	26.4	2270	90	140-1080	140-1082	◆	③
	4000 K	26.4	2440	90	140-1090	140-1092	◆	③
IP20							50/60Hz 220-240V	

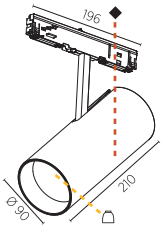

REFLECTOR 20 40 60 ① 20° 40° 60° | 20 25 40 ② 20° 25° 40° | 18 26 40 ③ 18° 26° 40°

SUPERSPOT 08 8° ☖ | 09 9° ☖

ORDER EXAMPLE: ◆ ☖ **140-1092 - 02 18** black 18°

KANN-ZUBEHÖR > CAN-HAVE ACCESSORY

		DIMENSION MM	ART.-NO	1-29	TECHN. OPTIONS			
	*LINEARE STREULINSE LINEAR SPREAD LENS*	Ø 56 H: 31	800-1048	◆				
	*LINEARE STREULINSE LINEAR SPREAD LENS*	Ø 66 H: 3	800-1049					
	*LINEARE STREULINSE LINEAR SPREAD LENS*	Ø 78 H: 3	800-1050					
	*STREULINSE SPREAD LENS*	Ø 56 H: 31	800-1028	◆				
	*STREULINSE SPREAD LENS*	Ø 66 H: 3	800-1029					
	*STREULINSE SPREAD LENS*	Ø 78 H: 3	800-1030					
	*WABENRASTER (BLENDSCHUTZ) HONEYCOMB LOUVRE*	Ø 56 H: 31	800-1008	◆				
	*WABENRASTER (BLENDSCHUTZ) HONEYCOMB LOUVRE*	Ø 66 H: 3	800-1009					
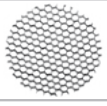	*WABENRASTER (BLENDSCHUTZ) HONEYCOMB LOUVRE*	Ø 78 H: 3	800-1010					

2LOOK4
50 PLUG



PRIVATE RESIDENCE | GELNHAUSEN, GERMANY, EUROPE | PHOTO: ALEXANDER SCHWARZ | LIGHT PLANNING: LICHTWERTE FRANKFURT GMBH

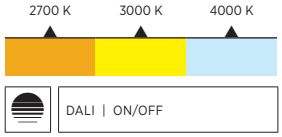

Wer nach einer minimalistisch ästhetischen und blendfreien Lichtinszenierung sucht, liegt beim Knife-Edge-Profilsystem 2LOOK4 50 Plug goldrichtig. Die sichtbare Öffnung von 50 Millimetern ermöglicht dank 230 V-Steckersystem ein müheloses Befestigen von CENTRIQ-Leuchten, MAGIQ-Downlights oder -Wallwashern – zusätzliche Akzente durch optionale KORONA CONES und schwenkbare Module inklusive.

If you are looking for a minimalist, aesthetic and glare-free lighting scheme, then the knife-edge profile system 2LOOK4 50 Plug is the perfect choice. The visible opening of 50 millimeters, thanks to the 230 V plug system, makes for effortless mounting of CENTRIQ luminaires, MAGIQ downlights or wall washers - with additional accents thanks to optional KORONA CONES and swiveling modules included.

MAGIQ HOLLOW WALLWASH



Der MAGIQ HOLLOW Wallwasher zeichnet sich durch eine vollständig bündige Integration in die Decke aus. Die Lichtwirkung setzt unmittelbar am Übergang Decke-Wand ein.

The MAGIQ HOLLOW wallwasher is characterized by a completely flush integration in the ceiling. The lighting effect starts directly at the ceiling-wall transition.

WALLWASH WITH EXCELLENT UNIFORMITY

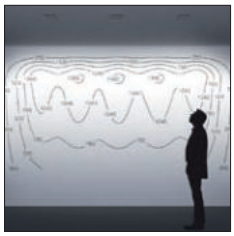

MAGIQ HOLLOW sorgt für eine homogene Ausleuchtung von Wänden und Decken. Der Helligkeitsunterschied von der hellsten zur dunkelsten Stelle wird kaum wahrgenommen.

MAGIQ HOLLOW ensures homogeneous illumination of walls and ceilings. The difference in brightness from the brightest to the darkest is barely perceptible.

LOW UGR DOWNLIGHTS

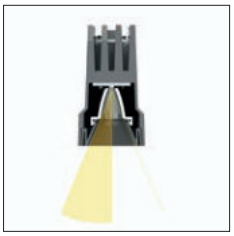

Unterschiedliche Downlights mit 3 verschiedenen Verteilungen ermöglichen nahezu unsichtbare Lichteinsätze.

Different downlights with 3 different distributions allow almost invisible light inserts.

TILTABLE MODULES

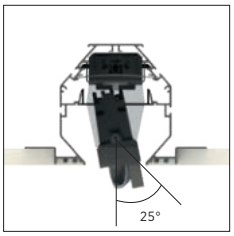

Die lichtstärksten Wallwasher-Einsätze sind zusätzlich kippbar, um so Ungenauigkeiten der Bautoleranzen auszugleichen.

The brightest wallwash inserts can also be tilted to compensate for inaccuracies in construction tolerances.

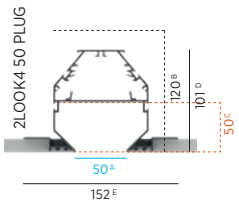

A: Opening width | B: Recess depth
C: Opening depth | D: Profile height
E: Width including mounting brackets

▼ channel available in:

02

EXAMPLE



EASY MOUNTING OF THE MODULES



ELECTRICAL THROUGH WIRING BY PLUGS



BLACK PLASTIC COVER CAN BE CUT TO SIZE



POWER FEED WITH PLUG CONNECTOR



01 02 03 04 05 07 08 09 12 13 15 16 17 18 19 20 21 22 23 24 25 26 27 28 29

RAL Classic or any other special color on request

2LOOK4 50 PLUG

(L+8) X 105 | 120

KOMPONENTEN > COMPONENTS		DIMENSION MM	DIMENSION MM²	ART.-NO STANDARD		TECHN. OPTIONS		
	ALUMINIUM-PROFIL *ALUMINIUM PROFILE*	W: 50 H: 101	per meter	140-0200				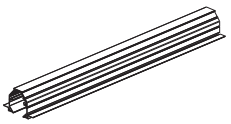 max. 3000 mm
	DECKELPROFIL SCHWARZ *CAP PROFILE BLACK*	1W: 64 H: 14	per meter	140-0201				 max. 3000 mm
	ENDDECKEL SCHWARZ *END CAP BLACK*	1x94 H: 101		140-0202				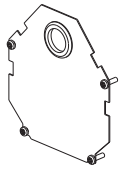
	LINEARVERBINDER *LINEAR COUPLER*	85x80 H: 5		140-0204				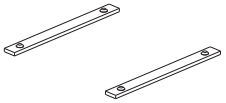
	ECKVERBINDER *CORNER COUPLER*	65x65 H: 5		140-0208				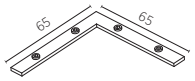
	EINSPEISUNG 3-POLIG *POWER FEED 3 POLES*	54x28 H: 22		100-319				
	EINSPEISUNG 5-POLIG *POWER FEED 5 POLES*	72x27 H: 16		100-320				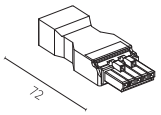
	STECKVERBINDUNG 3-POLIG *PLUG CONNECTOR 3 POLES*	39x28 H: 13		100-312				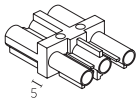
		L: 1000	3x 0,75	100-36100				
		L: 2000	3x 0,75	100-36200				
		L: 3000	3x 0,75	100-36300				
	STECKVERBINDUNG 5-POLIG *PLUG CONNECTOR 5 POLES*	37x24 H: 10		100-321				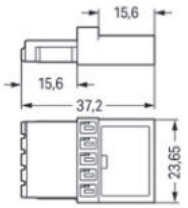
		L: 1000	5x 1,5	100-35100				
		L: 2000	5x 1,5	100-35200				
		L: 3000	5x 1,5	100-35300				

Hinweise zu technischen Angaben auf Seite 893 | *Technical data are subject to our data policy on page 893*

MUSS-ZUBEHÖR > MUST-HAVE ACCESSORY		DIMENSION MM	ART.-NO		TECHN. OPTIONS			
	*MONTAGEHILFE* *FRAME ALIGNMENT KIT*	162x50	140-0205					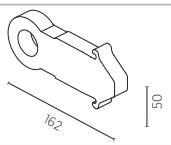

CENTRIQ

DIMENSION MM	LED	WATT MAX.	LUMEN MAX.	CRI	ART.-NO STANDARD	ART.-NO DALI-DIM	1-29	TECHN. OPTIONS	
									
Ø 59 H: 80	2700 K	12.1	522	90	7-00730-00	7-00731-02	◆		
	3000 K	14.7	582	90	7-00732-00	7-00733-02	◆		
	4000 K	14.7	642	90	7-00734-00	7-00735-02	◆		
IP20							incl.	50/60Hz 220-240V	CE A++
Ø 59 H: 80	2700 K	13.4	886	90	7-00736-00	7-00737-02	◆	1	
	3000 K	13.4	919	90	7-00738-00	7-00739-02	◆	1	
	4000 K	13.4	986	90	7-00740-00	7-00741-02	◆	1	
IP20							incl.	50/60Hz 220-240V	CE A++
									
Ø 75 H: 125	2700 K	18.7	1492	90	7-00766-00	7-00767-02	◆	2	
	3000 K	18.7	1529	90	7-00768-00	7-00769-02	◆	2	
	4000 K	18.7	1643	90	7-00770-00	7-00771-02	◆	2	
IP20							incl.	50/60Hz 220-240V	CE A++
Ø 75 H: 125	2700 K	26.4	2029	90	7-00772-00	7-00773-02	◆	2	
	3000 K	26.4	2079	90	7-00774-00	7-00775-02	◆	2	
	4000 K	26.4	2231	90	7-00776-00	7-00777-02	◆	2	
IP20							incl.	50/60Hz 220-240V	CE A++
Ø 75 H: 125	2700 K	12.1	866	90	7-00760-00	7-00761-02	◆		
	3000 K	14.7	965	90	7-00762-00	7-00763-02	◆		
	4000 K	14.7	1064	90	7-00764-00	7-00765-02	◆		
IP20							incl.	50/60Hz 220-240V	CE A++
									
Ø 95 H: 150	2700 K	18.7	1628	90	7-00748-00	7-00749-02	◆	3	
	3000 K	18.7	1670	90	7-00750-00	7-00751-02	◆	3	
	4000 K	18.7	1794	90	7-00752-00	7-00753-02	◆	3	
IP20							incl.	50/60Hz 220-240V	CE A++
Ø 95 H: 150	2700 K	26.4	2215	90	7-00754-00	7-00755-02	◆	3	
	3000 K	26.4	2270	90	7-00756-00	7-00757-02	◆	3	
	4000 K	26.4	2436	90	7-00758-00	7-00759-02	◆	3	
IP20							incl.	50/60Hz 220-240V	CE A++
Ø 95 H: 150	2700 K	12.1	834	90	7-00742-00	7-00743-02	◆		
	3000 K	14.7	930	90	7-00744-00	7-00745-02	◆		
	4000 K	14.7	1025	90	7-00746-00	7-00747-02	◆		
IP20							incl.	50/60Hz 220-240V	CE A++

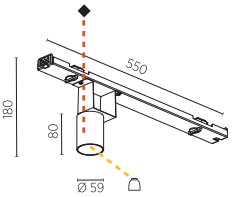

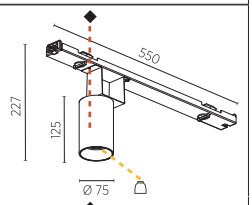

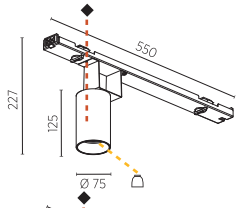

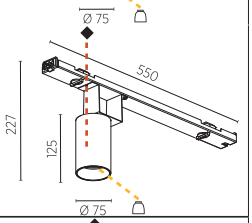

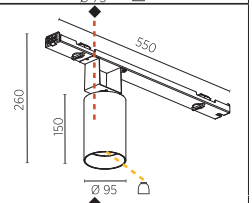

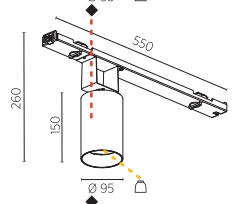

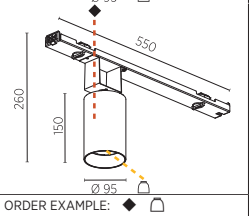

REFLECTOR 1: 20 40 60 | 2: 20 25 40 | 3: 18 26 40

ORDER EXAMPLE: ◆ 7-00741-02 - 02 20 (black, 20°)

MAGIQ 4



DIMENSION MM	LED	WATT MAX.	LUMEN MAX.	CRI	ART.-NO STANDARD	ART.-NO DALI-DIM		TECHN. OPTIONS
550x49 H: 93	2700 K	13.3	763	90	7-00778-00	7-00779-02		
	3000 K	13.3	827	90	7-00780-00	7-00781-02		
	4000 K	13.3	858	90	7-00782-00	7-00783-02		
BLACK ±25°							incl.	50/60Hz 110-240V

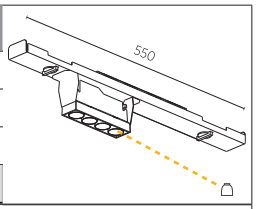



DIMENSION MM	LED	WATT MAX.	LUMEN MAX.	CRI	ART.-NO STANDARD	ART.-NO DALI-DIM		TECHN. OPTIONS
550x49 H: 93	2700 K	13.3	783	90	7-00808-00	7-00809-02		
	3000 K	13.3	848	90	7-00810-00	7-00811-02		
	4000 K	13.3	880	90	7-00812-00	7-00813-02		
WHITE ±25°							incl.	50/60Hz 110-240V

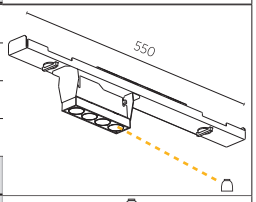

REFLECTOR 10 20 40 (10° 20° 40°)

ORDER EXAMPLE: **7-00783-02 - 10** (10°)

MAGIQ 4 KORONA



DIMENSION MM	LED	WATT MAX.	LUMEN MAX.	CRI	ART.-NO STANDARD	ART.-NO DALI-DIM	1-29	TECHN. OPTIONS
550x49 H: 93	2700 K	13.3	783	90	7-00796-00	7-00797-02	◆	
	3000 K	13.3	848	90	7-00798-00	7-00799-02	◆	
	4000 K	13.3	880	90	7-00800-00	7-00801-02	◆	
BLACK ±25°							incl.	50/60Hz 110-240V

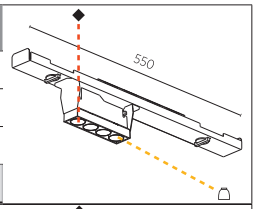



DIMENSION MM	LED	WATT MAX.	LUMEN MAX.	CRI	ART.-NO STANDARD	ART.-NO DALI-DIM	1-29	TECHN. OPTIONS
550x49 H: 93	2700 K	13.3	783	90	7-00820-00	7-00821-02	◆	
	3000 K	13.3	848	90	7-00822-00	7-00823-02	◆	
	4000 K	13.3	880	90	7-00824-00	7-00825-02	◆	
WHITE ±25°							incl.	50/60Hz 110-240V

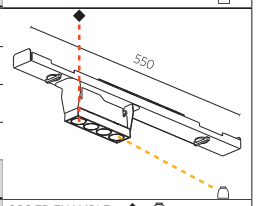

REFLECTOR 10 20 40 (10° 20° 40°)

ORDER EXAMPLE: ◆ **7-00825-02 - 02 10** (black 10°)

MAGIQ 4 WITH MICRO-DOT



DIMENSION MM	LED	WATT	LUMEN MAX.	CRI	ART.-NO STANDARD	ART.-NO DALI-DIM		TECHN. OPTIONS
550x49 H:93	2700 K	13.3	640	90	7-02000-00	7-02001-02		
	3000 K	13.3	692	90	7-02002-00	7-02003-02		
	4000 K	13.3	720	90	7-02004-00	7-02005-02		
IP20 BLACK ±25°							incl.	50/60Hz 220-240V

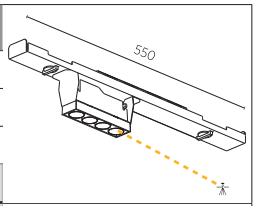

LENS ...21 21° ...38 38° LFO

ORDER EXAMPLE: **7-02002-00 - 21** (21° lfo)

MAGIQ 8



DIMENSION MM	LED	WATT MAX.	LUMEN MAX.	CRI	ART.-NO STANDARD	ART.-NO DALI-DIM		TECHN. OPTIONS
550x49 H: 93	2700 K	26.6	1526	90	7-00784-00	7-00785-02		
	3000 K	26.6	1654	90	7-00786-00	7-00787-02		
	4000 K	26.6	1717	90	7-00788-00	7-00789-02		
BLACK ±25°							incl.	50/60Hz 110-240V

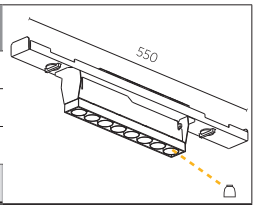



DIMENSION MM	LED	WATT MAX.	LUMEN MAX.	CRI	ART.-NO STANDARD	ART.-NO DALI-DIM		TECHN. OPTIONS
550x49 H: 93	2700 K	26.6	1565	90	7-00814-00	7-00815-02		
	3000 K	26.6	1696	90	7-00816-00	7-00817-02		
	4000 K	26.6	1760	90	7-00818-00	7-00819-02		
WHITE ±25°							incl.	50/60Hz 110-240V

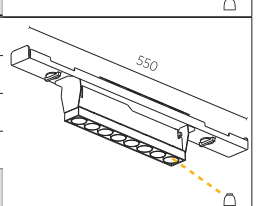

REFLECTOR 10 20 40 (10° 20° 40°)

ORDER EXAMPLE: **7-00789-02 - 10** (10°)

Hinweise zu technischen Angaben auf Seite 893 | *Technical data are subject to our data policy on page 893*

MAGIQ 8 KORONA



DIMENSION MM	LED	WATT MAX.	LUMEN MAX.	CRI	ART.-NO STANDARD	ART.-NO DALI-DIM	1-29	TECHN. OPTIONS
550x49 H: 93	2700 K	26.6	1565	90	7-00802-00	7-00803-02	◆	
	3000 K	26.6	1696	90	7-00804-00	7-00805-02	◆	
	4000 K	26.6	1760	90	7-00806-00	7-00807-02	◆	

BLACK ±25° incl. 50/60Hz 110-240V CE

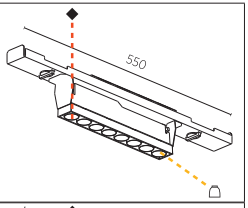



DIMENSION MM	LED	WATT MAX.	LUMEN MAX.	CRI	ART.-NO STANDARD	ART.-NO DALI-DIM	1-29	TECHN. OPTIONS
550x49 H: 93	2700 K	26.6	1565	90	7-00826-00	7-00827-02	◆	
	3000 K	26.6	1696	90	7-00828-00	7-00829-02	◆	
	4000 K	26.6	1760	90	7-00830-00	7-00831-02	◆	

WHITE ±25° incl. 50/60Hz 110-240V CE

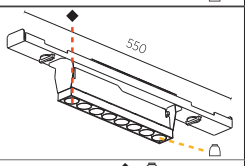

REFLECTOR 10 20 40 (10° 20° 40°)

ORDER EXAMPLE: ◆ **7-00831-02 - 02 10** (black 10°)

MAGIQ 8 WITH MICRO-DOT



DIMENSION MM	LED	WATT	LUMEN MAX..	CRI	ART.-NO STANDARD	ART.-NO DALI-DIM	TECHN. OPTIONS
550x49 H:93	2700 K	26.6	1280	90	7-02006-00	7-02007-02	
	3000 K	26.6	1384	90	7-02008-00	7-02009-02	
	4000 K	26.6	1440	90	7-02010-00	7-02011-02	

IP20 BLACK ±25° incl. 50/60Hz 220-240V CE

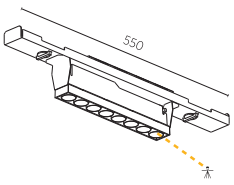

LENS ...21 21° ...38 38° LFO

ORDER EXAMPLE: **7-02010-00 - 21** (21° lfo)

MAGIQ HOLLOW WALLWASH



DIMENSION MM	LED	WATT MAX.	LUMEN MAX.	CRI	ART.-NO STANDARD	ART.-NO DALI-DIM	TECHN. OPTIONS
450x49 H: 99	2700 K	19.0	1113	90	7-00838-00	7-00839-02	
	3000 K	19.0	1177	90	7-00840-00	7-00841-02	
	4000 K	19.0	1346	90	7-00842-00	7-00843-02	

BLACK ±25° incl. 50/60Hz 220-240V CE

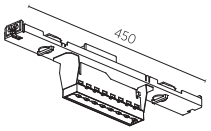



DIMENSION MM	LED	WATT MAX.	LUMEN MAX.	CRI	ART.-NO STANDARD	ART.-NO DALI-DIM	TECHN. OPTIONS
450x49 H: 99	2700 K	19.0	1113	90	7-00850-00	7-00851-02	
	3000 K	19.0	1177	90	7-00852-00	7-00853-02	
	4000 K	19.0	1346	90	7-00854-00	7-00855-02	

WHITE ±25° incl. 50/60Hz 220-240V CE

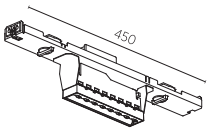

MAGIQ HOLLOW WALLWASH KORONA



DIMENSION MM	LED	WATT MAX.	LUMEN MAX.	CRI	ART.-NO STANDARD	ART.-NO DALI-DIM	1-29	TECHN. OPTIONS
450x49 H: 99	2700 K	19.0	1113	90	7-00844-00	7-00845-02	◆	
	3000 K	19.0	1177	90	7-00846-00	7-00847-02	◆	
	4000 K	19.0	1346	90	7-00848-00	7-00849-02	◆	

BLACK ±25° incl. 50/60Hz 220-240V CE

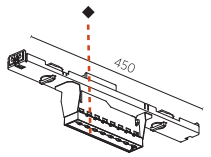



DIMENSION MM	LED	WATT MAX.	LUMEN MAX.	CRI	ART.-NO STANDARD	ART.-NO DALI-DIM	1-29	TECHN. OPTIONS
450x49 H: 99	2700 K	19.0	1113	90	7-00856-00	7-00857-02	◆	
	3000 K	19.0	1177	90	7-00858-00	7-00859-02	◆	
	4000 K	19.0	1346	90	7-00860-00	7-00861-02	◆	

WHITE ±25° incl. 50/60Hz 220-240V CE

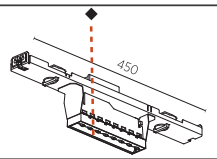

MAGIQ WALLWASH



DIMENSION MM	LED	WATT MAX.	LUMEN MAX.	CRI	ART.-NO STANDARD	ART.-NO DALI-DIM	TECHN. OPTIONS
550x49 H: 114	2700 K	31.4	2303	90	7-00832-00	7-00833-02	
	3000 K	31.4	2522	90	7-00834-00	7-00835-02	
	4000 K	31.4	2651	90	7-00836-00	7-00837-02	

WHITE ±25° incl. 50/60Hz 220-240V CE

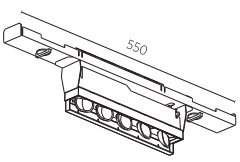



DIMENSION MM	LED	WATT MAX.	LUMEN MAX.	CRI	ART.-NO STANDARD	ART.-NO DALI-DIM	TECHN. OPTIONS
550x49 H: 114	2700 K	31.4	2303	90	7-00790-00	7-00791-02	
	3000 K	31.4	2522	90	7-00792-00	7-00793-02	
	4000 K	31.4	2651	90	7-00794-00	7-00795-02	

BLACK ±25° incl. 50/60Hz 220-240V CE

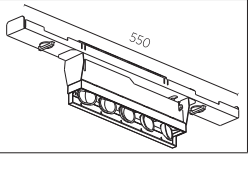

2LOOK4
50 TRACK



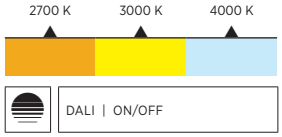

Das 2LOOK4 50 TRACK Profilsystem ist eigens für die CENTRIQ-Familie (Ø 60-75-90) entwickelt worden und zeichnet sich durch das typische messerscharf gezeichnete, minimalistische Design aus. In der tief eingelassenen 230 V-Schiene schließt das Treibergehäuse für die Schienenleuchten bündig an die Decke an. Eine dezente schwarze Kunststoffabdeckung verbirgt die Schiene.

The 2LOOK4 50 TRACK profile system was specially developed for the CENTRIQ family (Ø 60-75-90) and is characterized by the typical razor-sharp, minimalist design. In the recessed 230 V rail, the driver housing for the track lights is flush with the ceiling. A subtle black plastic cover conceals the rail.

FLUSH HOUSING

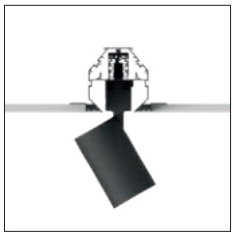

Das Gehäuse der verstellbaren Schienenstrahler bei allen 3 Baugrößen ist bündig in der Decke integriert.

The housing of the adjustable track spotlights for all 3 sizes is flush mounted in the ceiling.

WALLWASHER DUAL ADJUSTMENT

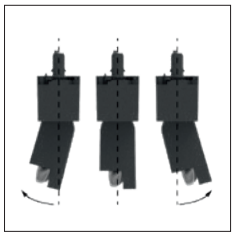

Um bauseitige Toleranzen ausgleichen zu können, ist der MAGIQ PLUS WALLWASHER in 5° einrastbaren Schritten bis maximal 15° zur Senkrechten verstellbar. Dies ist z.B. bei langen Regalwänden oder Korridoren oft notwendig.

In order to be able to compensate for on-site tolerances, the MAGIQ PLUS WALLWASHER can be adjusted in increments of 5° to a maximum of 15° to the vertical. This is often necessary for long shelves or corridors, for example.

WALLWASHER 180° ROTATION SYSTEM

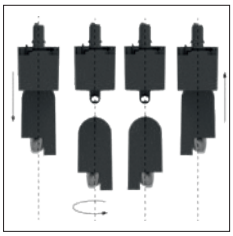

Ein ausgeklügeltes Entrieglungssystem der Reflektorbasis welches ein Drehen um 180° mit anschließender Arretierung erlaubt, ermöglicht es diesem Strahler zu beiden Seiten einer 3-Phasen Stromschiene zu verwenden.

A sophisticated unlocking system in the reflector base that allows rotation through 180° with subsequent locking allows this spotlight to be used on either side of a 3-phase track.

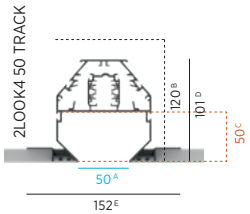

A: Opening width | B: Recess depth
C: Opening depth | D: Profile height
E: Width including mounting brackets

▼ channel available in:

02

EXAMPLE



MECHANICAL CONNECTION



TRACK POWER FEED CONNECTION



CUTABLE BLACK PLASTIC COVER



3-TRACK NECCESSARY (CHAPTER: ACCESSORY)

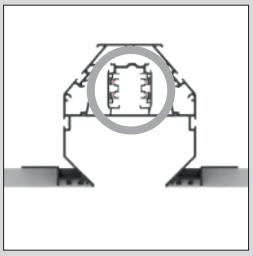

01 02 03 04 05 07 08 09 12 13 15 16 17 18 19 20 21 22 23 24 25 26 27 28 29

RAL Classic or any other special color on request

2LOOK4 50 TRACK

(L+8) X 105 › 854 120

KOMPONENTEN > COMPONENTS		DIMENSION MM	L	ART.-NO STANDARD		TECHN. OPTIONS		
	ALUMINIUM-PROFIL *ALUMINIUM-PROFILE*	W: 50 H: 101	per meter	140-0203				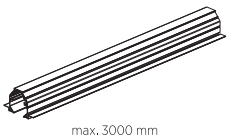 max. 3000 mm
	3~ STROMSCHIENE *3~ TRACK*	1000x32 H: 38 2000x32 H: 38 3000x32 H: 38		11-00904 11-00905 11-00906				 1000 38 32
	DECKELPROFIL SCHWARZ *CAP PROFILE BLACK*	W: 64 H: 14	per meter	140-0201				 max. 3000 mm
	ENDDECKEL SCHWARZ *END CAP BLACK*	1x94 H: 101		140-0202				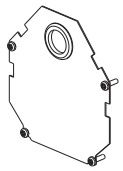
	LINIENVERBINDER *LINEAR COUPLER*	85x80 H: 5		140-0204				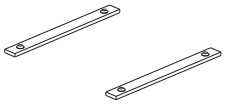
	ECKVERBINDER *CORNER COUPLER*	65x65		140-0208				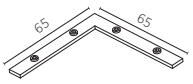 65 65
	ABSTANDHALTER *SPACER*	32x32 H: 11		140-0209				 max. distance: 1000 mm

MAGIQ PLUS WALLWASH

	DIMENSION MM	LED	WATT MAX.	LUMEN MAX.	CRI	ART.-NO STANDARD	ART.-NO DALI-DIM	1-29	1-29	TECHN. OPTIONS	
	392x50 H: 130	2700 K	44.0	3220	90	330-0660	330-0662	◆	▲	⊡	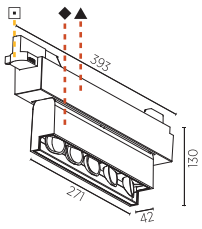 393 130 271 42
		3000 K	44.0	3430	90	330-0670	330-0672	◆	▲	⊡	
		4000 K	44.0	3610	90	330-0680	330-0682	◆	▲	⊡	
	IP20 BLACK 15° incl. 50/60Hz 220-240V A++										
	392x50 H: 130	2700 K	44.0	3220	90	330-0690	330-0692	◆	▲	⊡	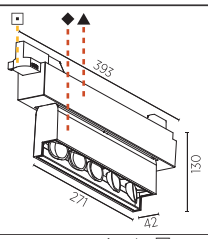 393 130 271 42
		3000 K	44.0	3430	90	330-0700	330-0702	◆	▲	⊡	
		4000 K	44.0	3610	90	330-0710	330-0712	◆	▲	⊡	
	IP20 WHITE 15° incl. 50/60Hz 220-240V A++										
	ADAPTER 01 02 03 ⊡ COLOUR										ORDER EXAMPLE: ◆ ▲ ⊡ **330-0710 - 02 03 01** black white SILVER

Hinweise zu technischen Angaben auf Seite 893 | *Technical data are subject to our data policy on page 893*

CENTRIQ



DIMENSION MM	LED	WATT MAX.	LUMEN MAX.	CRI	ART.-NO STANDARD	ART.-NO DALI-DIM	1-29	1-29	TECHN. OPTIONS
Ø 60 H: 135	2700 K	14.5	940	90	330-0250	330-0252	◆	▲	⊡ 1
	3000 K	14.5	980	90	330-0260	330-0262	◆	▲	⊡ 1
	4000 K	14.5	1050	90	330-0270	330-0272	◆	▲	⊡ 1
IP20									
Ø 60 H: 135	2700 K	12.1	520	90	330-0280	330-0282	◆	▲	⊡
	3000 K	14.7	580	90	330-0290	330-0292	◆	▲	⊡
	4000 K	14.7	640	90	330-0300	330-0302	◆	▲	⊡
IP20									

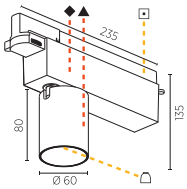

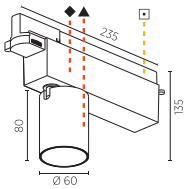



DIMENSION MM	LED	WATT MAX.	LUMEN MAX.	CRI	ART.-NO STANDARD	ART.-NO DALI-DIM	1-29	1-29	TECHN. OPTIONS
Ø 75 H: 182	2700 K	26.4	2030	90	330-0990	330-0992	◆	▲	⊡ 3
	3000 K	26.4	2080	90	330-1000	330-1002	◆	▲	⊡ 3
	4000 K	26.4	2230	90	330-1010	330-1012	◆	▲	⊡ 3
IP20									
Ø 75 H: 182	2700 K	12.1	870	90	330-0960	330-0962	◆	▲	⊡
	3000 K	14.7	970	90	330-0970	330-0972	◆	▲	⊡
	4000 K	14.7	1060	90	330-0980	330-0982	◆	▲	⊡
IP20									

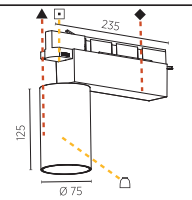

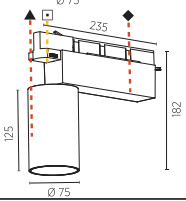



DIMENSION MM	LED	WATT MAX.	LUMEN MAX.	CRI	ART.-NO STANDARD	ART.-NO DALI-DIM	1-29	1-29	TECHN. OPTIONS
Ø 95 H: 215	2700 K	18.7	1630	90	330-0310	330-0312	◆	▲	⊡ 2
	3000 K	18.7	1670	90	330-0320	330-0322	◆	▲	⊡ 2
	4000 K	18.7	1790	90	330-0330	330-0332	◆	▲	⊡ 2
IP20									
Ø 95 H: 215	2700 K	26.4	2210	90	330-0340	330-0342	◆	▲	⊡ 2
	3000 K	26.4	2270	90	330-0350	330-0352	◆	▲	⊡ 2
	4000 K	26.4	2440	90	330-0360	330-0362	◆	▲	⊡ 2
IP20									
Ø 95 H: 215	2700 K	35.2	2770	90	330-0370		◆	▲	⊡ 2
	3000 K	35.2	2840	90	330-0380		◆	▲	⊡ 2
	4000 K	35.2	3040	90	330-0390		◆	▲	⊡ 2
IP20									
Ø 95 H: 215	2700 K	12.1	830	90	330-0400	330-0402	◆	▲	⊡
	3000 K	14.7	930	90	330-0410	330-0412	◆	▲	⊡
	4000 K	14.7	1030	90	330-0420	330-0422	◆	▲	⊡
IP20									

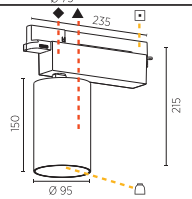

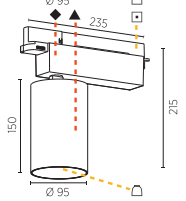

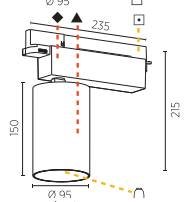

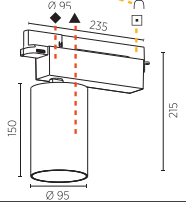

ADAPTER COLOUR 01 02 03 ⊡

REFLECTOR 20 40 60 ⊡ 1 | 18 26 40 ⊡ 2 | 20 25 40 ⊡ 3

20° 40° 60° | 18° 26° 40° | 20° 25° 40°

ORDER EXAMPLE: ◆ ▲ ⊡ ⊓

330-0390 - 02 03 01 18

02 black, 03 white, 01 SILVER, 18 18°

KANN-ZUBEHÖR > CAN-HAVE ACCESSORY		DIMENSION MM	ART.-NO	1-29	TECHN. OPTIONS	
	WABENRASTER (BLENDSCHUTZ) HONEYCOMB LOUVRE	Ø 56 H: 31	800-1005	◆		
		Ø 66 H: 3	800-1009			
		Ø 76 H: 6	800-1006			
	STREULINSE SPREAD LENS	Ø 56 H: 31	800-1025	◆		
		Ø 66 H: 3	800-1029			
		Ø 78 H: 3	800-1026			
	LINEARE STREULINSE LINEAR SPREAD LENS	Ø 56 H: 31	800-1045	◆		
		Ø 66 H: 3	800-1049			
		Ø 78 H: 3	800-1046			

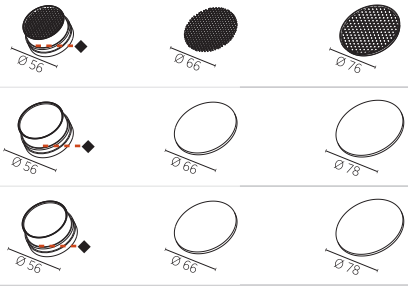

2LOOK4
80 | 130



VW- AUTOHAUS BAD LEONFELDEN | PHOTO: DIDIER MAMMERSCHMID | LIGHT PLANNING: SHOUP

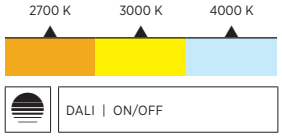

Das MULTI AXIS POSITIONING-System, eine werkzeuglose Montage und auf Wunsch eine indirekte Hintergrundbeleuchtung zeichnen die breiten Kanalsysteme 2LOOK4 mit 80 oder 130 Millimeter großer Öffnung aus. Da die IMAGINE-Spots in allen 25 PROLICHT-Farben erhältlich sind, stehen mit diesem randlosen Profilsystem viele Gestaltungsmöglichkeiten für akzentuierte Lichtinszenierungen im Raum zur Verfügung.

The MULTI AXIS POSITIONING system, tool-less mounting and, if desired, indirect backlighting characterize the 2LOOK4 wide channel systems with 80 or 130 millimeter openings. As the IMAGINE spots are available in all 25 PROLICHT colors, this borderless profile system offers many design options for accentuated lighting in the room.

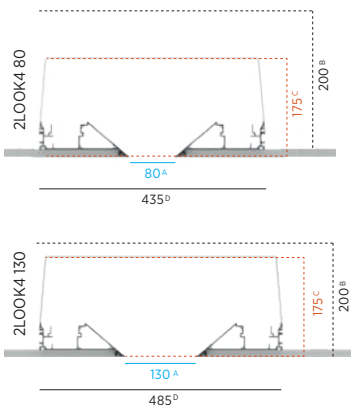

A: Opening width | B: Recess depth
C: Opening depth | D: Mounting width

TOOL-FREE TWIST LOOK



Die Spots sind mittels einer Drehverriegelung besonders leicht einzubauen und können auch nachträglich individuell im Kanal frei positioniert werden.

The spots are particularly easy to install by means of a twist lock and can also be subsequently positioned individually in the channel.

MAP SYSTEM



Dank eines verstellbaren Gelenkarmes mit MAP (Multi-Axis-Positioning) können Drehung, Höhen- und Seitenwinkel justiert werden.

Thanks to an adjustable articulated arm with MAP (multi-axis positioning), the rotation, height and side angle can be adjusted.

2 SCALES



Zwei Baugrößen mit sichtbaren Öffnungen von jeweils 80 oder 130 mm sind mit innenliegenden Montageschienen auf beiden Seiten ausgestattet, die einen werkzeuglosen Einbau der Einsätze ermöglichen.

Two sizes with visible openings of 80 or 130 mm each are equipped with internal mounting rails on both sides, which allow tool-free installation of the inserts.

OPTIONAL BACKLIGHT



Für eine getrennt schaltbare und dimmbare Hintergrundbeleuchtung des Kanals sind LED-Stripes in verschiedenen Lichtfarben und Leistungen erhältlich.

LED strips are available in various light colors and outputs for separately switchable and dimmable backlighting of the channel.

▼ channel available in:

02 03

EXAMPLE



DIFFERENT MOUNTING POSSIBILITIES



FULL TOOL-FREE ADJUSTMENT

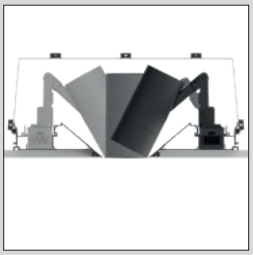

90° CONNECTOR



01 02 03 04 05 07 08 09 12 13 15 16 17 18 19 20 21 22 23 24 25 26 27 28 29

RAL Classic or any other special color on request



ESCADA, GERMANY | PHOTO: BERHOLD LITJES | LIGHT PLANNING: JOHANNES HENN





PHOTO: MATTHIAS BAUMANN



PHOTO: MATTHIAS BAUMANN



PHOTO: BERHOLD LITJES

(L+45) X 125 200

KOMPONENTEN > COMPONENTS		DIMENSION MM	L	ART.-NO STANDARD	1-29	TECHN. OPTIONS		
	ANFANGSMODUL WEISS *START-MODULE WHITE*	500x80 H: 200	500mm	140-0240-0500	◆			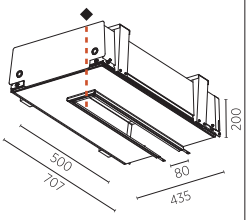
		1000x80 H: 200	1000mm	140-0240-1000	◆			
		1500x80 H: 200	1500mm	140-0240-1500	◆			
		1800x80 H: 200	1800mm	140-0240-1800	◆			
	ANFANGSMODUL SCHWARZ *START-MODULE BLACK*	500x80 H: 200	500mm	140-0241-0500	◆			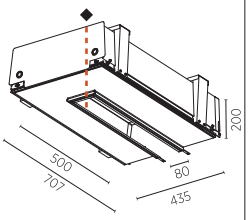
		1000x80 H: 200	1000mm	140-0241-1000	◆			
		1800x80 H: 200	1800mm	140-0241-1800	◆			
		1500x80 H: 200	1500mm	140-0241-1500	◆			
	MITTELMODUL WEISS *MIDDLE-MODULE WHITE*	500x80 H: 200	500mm	140-0243-0500	◆			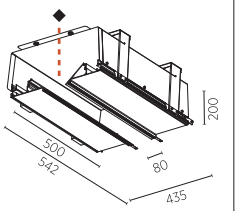
		1000x80 H: 200	1000mm	140-0243-1000	◆			
		1500x80 H: 200	1500mm	140-0243-1500	◆			
		1900x80 H: 200	1900mm	140-0243-1900	◆			
	MITTELMODUL SCHWARZ *MIDDLE-MODULE BLACK*	500x80 H: 200	500mm	140-0244-0500	◆			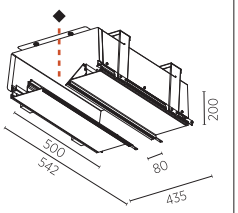
		1000x80 H: 200	1000mm	140-0244-1000	◆			
		1500x80 H: 200	1500mm	140-0244-1500	◆			
		1900x80 H: 200	1900mm	140-0244-1900	◆			
	ENDMODUL WEISS *END-MODULE WHITE*	500x80 H: 200	500mm	140-0246-0500	◆			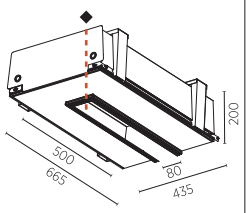
		1000x80 H: 200	1000mm	140-0246-1000	◆			
		1500x80 H: 200	1500mm	140-0246-1500	◆			
		1800x80 H: 200	1800mm	140-0246-1800	◆			
	ENDMODUL SCHWARZ *END-MODULE BLACK*	500x80 H: 200	500mm	140-0247-0500	◆			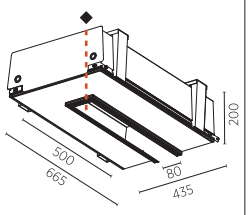
		1000x80 H: 200	1000mm	140-0247-1000	◆			
		1500x80 H: 200	1500mm	140-0247-1500	◆			
		1800x80 H: 200	1800mm	140-0247-1800	◆			
	SEILBEFESTIGUNG *ROPE FIXING*	40x20	2000mm	140-0013				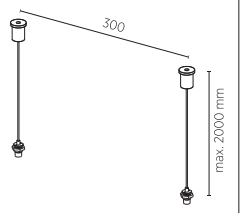
	ECKVERBINDER 90° WEISS *CORNER COUPLER 90° WHITE*	400x400 H: 200		140-0249	◆			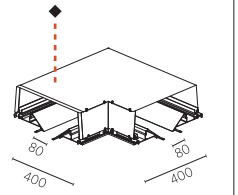
	ECKVERBINDER 90° SCHWARZ *CORNER COUPLER 90° BLACK*			140-0250	◆			

Hinweise zu technischen Angaben auf Seite 893 | *Technical data are subject to our data policy on page 893*

KOMPONENTEN > COMPONENTS

		DIMENSION MM	DIMENSION MM²	ART.-NO STANDARD		TECHN. OPTIONS		
	EINSPEISUNG 3-POLIG *POWER FEED 3 POLES*	54x28 H: 22		100-319				
	EINSPEISUNG 5-POLIG *POWER FEED 5 POLES*	72x24 H: 12		100-320				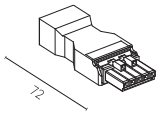
	STECKVERBINDUNG 3-POLIG *PLUG CONNECTOR 3 POLES*	39x28 H: 13		100-312				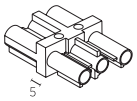
		L: 1000	3x 0,75	100-36100				
		L: 2000	3x 0,75	100-36200				
		L: 3000	3x 0,75	100-36300				
	STECKVERBINDUNG 5-POLIG *PLUG CONNECTOR 5 POLES*	37x24 H: 10		100-321				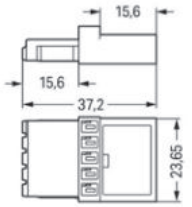
		L: 1000	5x 1,5	100-35100				
		L: 2000	5x 1,5	100-35200				
		L: 3000	5x 1,5	100-35300				

MUSS-ZUBEHÖR > MUST-HAVE ACCESSORY		DIMENSION MM	ART.-NO		TECHN. OPTIONS			
	*MONTAGEHILFE* *FRAME ALIGNMENT KIT*	272x19 H: 105	140-0251					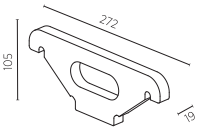

IMAGINE

DIMENSION MM	LED	WATT MAX.	LUMEN MAX.	CRI	ART.-NO STANDARD	ART.-NO DALI-DIM	1-29	TECHN. OPTIONS	
Ø 75 H: 150	2700 K	12.1	866	90	7-01493-00	7-01494-02	◆		
	3000 K	14.7	965	90	7-01495-00	7-01496-02	◆		
	4000 K	14.7	1064	90	7-01497-00	7-01498-02	◆		
s/s 10° 180°							incl.	50/60Hz 220-240V CE A++	
Ø 75 H: 150	2700 K	26.4	2029	90	7-01487-00	7-01488-02	◆	⏢	
	3000 K	26.4	2079	90	7-01489-00	7-01490-02	◆	⏢	
	4000 K	26.4	2231	90	7-01491-00	7-01492-02	◆	⏢	
180°							incl.	50/60Hz 220-240V CE A++	



REFLECTOR 20° 25° 40° — 20 25 40 ⏢

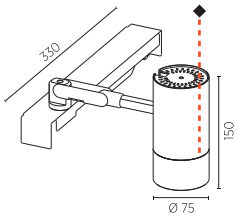

ORDER EXAMPLE: ◆ ⏢
7-01492-02 - 02 20
black 20°

KANN-ZUBEHÖR > CAN-HAVE ACCESSORY		DIMENSION MM	ART.-NO		TECHN. OPTIONS			
	*LINEARE STREULINSE* *LINEAR SPREAD LENS*	Ø 66 H: 3	800-1049					
	*STREULINSE* *SPREAD LENS*	Ø 66 H: 3	800-1029					
	*WABENRASTER (BLENDSCHUTZ)* *HONEYCOMB LOUVRE*	Ø 66 H: 3	800-1009					

KOMPONENTEN > COMPONENTS		DIMENSION MM	L	ART.-NO STANDARD	1-29	TECHN. OPTIONS		
	ANFANGSMODUL WEISS *START-MODULE WHITE*	500x130 H: 200	500mm	140-0210-0500	◆			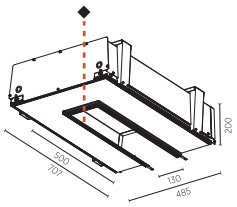
		1000x130 H: 200	1000mm	140-0210-1000	◆			
		1500x130 H: 200	1500mm	140-0210-1500	◆			
		1800x130 H: 200	1800mm	140-0210-1800	◆			
	ANFANGSMODUL SCHWARZ *START-MODULE BLACK*	500x130 H: 200	500mm	140-0211-0500	◆			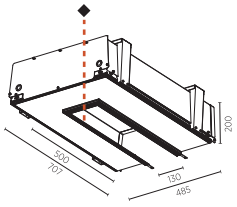
		1000x130 H: 200	1000mm	140-0211-1000	◆			
		1500x130 H: 200	1500mm	140-0211-1500	◆			
		1800x130 H: 200	1800mm	140-0211-1800	◆			
	MITTELMODUL WEISS *MIDDLE-MODULE WHITE*	500x130 H: 200	500mm	140-0213-0500	◆			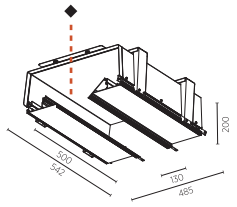
		1000x130 H: 200	1000mm	140-0213-1000	◆			
		1500x130 H: 200	1500mm	140-0213-1500	◆			
		1900x130 H: 200	1900mm	140-0213-1900	◆			
	MITTELMODUL SCHWARZ *MIDDLE-MODULE BLACK*	500x130 H: 200	500mm	140-0214-0500	◆			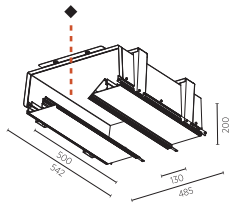
		1000x130 H: 200	1000mm	140-0214-1000	◆			
		1500x130 H: 200	1500mm	140-0214-1500	◆			
		1900x130 H: 200	1900mm	140-0214-1900	◆			
	ENDMODUL WEISS *END-MODULE WHITE*	500x130 H: 200	500mm	140-0216-0500	◆			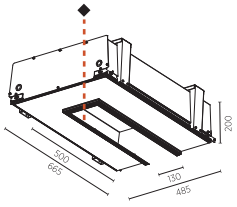
		1000x130 H: 200	1000mm	140-0216-1000	◆			
		1500x130 H: 200	1500mm	140-0216-1500	◆			
		1800x130 H: 200	1800mm	140-0216-1800	◆			
	ENDMODUL SCHWARZ *END-MODULE BLACK*	500x130 H: 200	500mm	140-0217-0500	◆			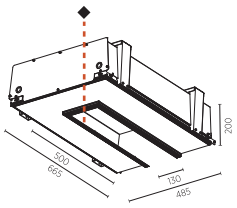
		1000x130 H: 200	1000mm	140-0217-1000	◆			
		1500x130 H: 200	1500mm	140-0217-1500	◆			
		1800x130 H: 200	1800mm	140-0217-1800				
	SEILBEFESTIGUNG *ROPE FIXING*	40x20 H: 2000	2000mm	140-0013				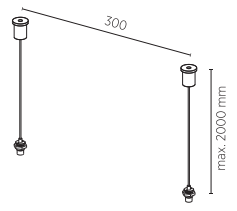
	ECKVERBINDER 90° SCHWARZ *CORNER COUPLER 90° BLACK*	561x561 H: 177		140-0007	◆			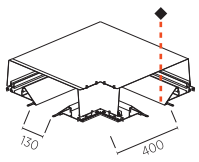
	ECKVERBINDER 90° WEISS *CORNER COUPLER 90° WHITE*			140-0008	◆			

Hinweise zu technischen Angaben auf Seite 893 | *Technical data are subject to our data policy on page 893*

KOMPONENTEN > COMPONENTS

		DIMENSION MM	DIMENSION MM²	ART.-NO STANDARD		TECHN. OPTIONS		
	EINSPEISUNG 3-POLIG *POWER FEED 3 POLES*	54x28 H: 22		100-319				
	EINSPEISUNG 5-POLIG *POWER FEED 5 POLES*	72x24 H: 12		100-320				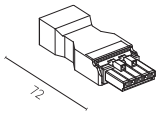
	STECKVERBINDUNG 3-POLIG *PLUG CONNECTOR 3 POLES*	39x28 H: 13		100-312				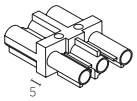
		L: 1000	3x 0,75	100-36100				
		L: 2000	3x 0,75	100-36200				
		L: 3000	3x 0,75	100-36300				
	STECKVERBINDUNG 5-POLIG *PLUG CONNECTOR 5 POLES*	37x24 H: 10		100-321				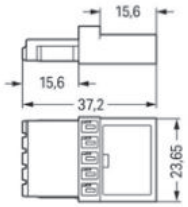
		L: 1000	5x 1,5	100-35100				
		L: 2000	5x 1,5	100-35200				
		L: 3000	5x 1,5	100-35300				

MUSS-ZUBEHÖR > MUST-HAVE ACCESSORY		DIMENSION MM	ART.-NO		TECHN. OPTIONS			
	*MONTAGEHILFE FRAME ALIGNMENT KIT*	322x105 H: 19	140-0014					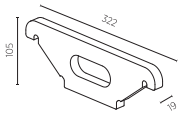

IMAGINE

	DIMENSION MM	LED	WATT MAX.	LUMEN MAX.	CRI	ART.-NO STANDARD	ART.-NO DALI-DIM	1-29	TECHN. OPTIONS	
	Ø 75 H: 150	2700 K	12.1	866	90	7-00868-00	7-00869-02	◆		
		3000 K	14.7	965	90	7-00870-00	7-00871-02	◆		
		4000 K	14.7	1064	90	7-00872-00	7-00873-02	◆		
	s/s 10° 180°						incl.	50/60Hz 220-240V CE A++		
	Ø 75 H: 150	2700 K	26.4	2029	90	7-00862-00	7-00863-02	◆	⏢	
		3000 K	26.4	2079	90	7-00864-00	7-00865-02	◆	⏢	
		4000 K	26.4	2231	90	7-00866-00	7-00867-02	◆	⏢	
	180°						incl.	50/60Hz 220-240V CE A++		
	REFLECTOR					20°	25°	40°	⏢	

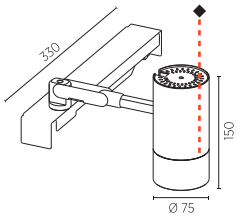

ORDER EXAMPLE: ◆ ⏢
7-00867-02 - 02 20
black 20°

KANN-ZUBEHÖR > CAN-HAVE ACCESSORY		DIMENSION MM	ART.-NO		TECHN. OPTIONS			
	*LINEARE STREULINSE LINEAR SPREAD LENS*	Ø 66 H: 3	800-1049					
	*STREULINSE SPREAD LENS*	Ø 66 H: 3	800-1029					
	*WABENRASTER (BLENDSCHUTZ) HONEYCOMB LOUVRE*	Ø 66 H: 3	800-1009					



INSPIRATION | SIMONE EISATH



SHOP STROLZ, AUSTRIA | PHOTO: ARMIN KUPRIAN

2LOOK4
160



PRIVATE RESIDENCE , AUSTRIA | PHOTO: DITRE, DIE FOTOGRAFEN

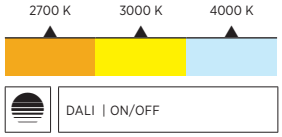

Das Multitalent der 2LOOK4-Familie verbindet die Vorzüge des minimalistischen Knife-Edge Profilsystems mit zusätzlich integrierbaren Features. Neben den nahtlos eingebundenen und verstellbaren BIONIQ-Leuchten, lassen sich auch Audiosysteme oder Klimaanlagen integrieren. Die breite Öffnung von 160 Millimetern erlaubt eine komfortable Montage und Wartung – alle Anschlüsse sind jederzeit zugänglich.

The all-rounder of the 2LOOK4 family combines the advantages of the minimalist knife-edge profile system with additional integrable features. In addition to the seamlessly integrated and adjustable BIONIQ luminaires, it is also possible to integrate audio systems or air conditioning systems. The wide opening of 160 millimeters allows easy installation and maintenance - all connections are accessible at all times.

DEEPLY RECESSED CHANNEL



Der tiefer eingelassene Kanal (45 mm) reduziert mögliche Blendwirkungen und ist in allen 25 PROLICHT-Farben verfügbar.

The deeper recessed channel (45 mm) improves glare control and is available in all 25 PROLICHT colors.

ENCAPSULATED ADJUSTMENT SYSTEM (EAS)

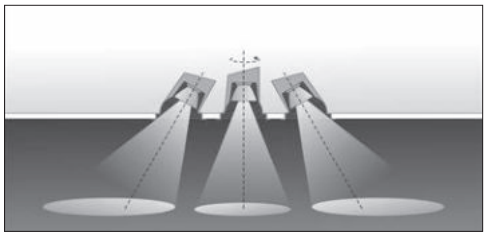

Mit einer einfachen Drehung lassen sich die Lichtkegel präzise und ruckfrei ausrichten. Das EAS ermöglicht einen Drehwinkel von 355° und einen Kippwinkel von bis zu 30°. Die randlosen BIONIQ-Abdeckungen sind ebenfalls in allen 25 PROLICHT-Farben erhältlich.

With a simple twist, the light cone can be aligned precisely and smoothly. The EAS allows a rotation angle of 355° and a tilt angle of up to 30°. Rimless BIONIQ covers are also available in all 25 PROLICHT colors.

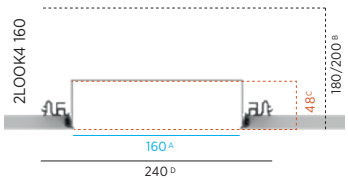

A: Opening width | B: Recess depth
C: Opening depth | D: Width including mounting brackets

EXAMPLE



FRAMES CAN BE EASILY TILTED IN AFTER PLASTERING



EASY INSTALLATION WITH FRAME ALIGNMENT KIT



INSTALLATION OF SPOTLIGHTS OR OTHER UTILITIES AS SPEAKERS



ALWAYS ACCESS AFTER INSTALLATION DUE TO TILT-IN MODULES



01 02 03 04 05 07 08 09 12 13 15 16 17 18 19 20 21 22 23 24 25 26 27 28 29

RAL Classic or any other special color on request

KOMPONENTEN > COMPONENTS		DIMENSION MM	MM	ART.-NO STANDARD		TECHN. OPTIONS		
	ALUMINIUM-PROFIL *ALUMINIUM PROFILE*	W: 39 H: 31	per meter	28-801				
	ENDTEIL *END COMPONENT*	38x163 H: 67		14051	◆			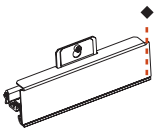
	KANAL MIT AUSNEHMUNGEN NACH WUNSCH *CHANNEL* *WITH CUTS OF YOUR CHOICE*	1000x165 H: 45		140-0090	◆			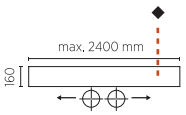
	KANAL BLIND *CHANNEL BLIND*	1200x165 H: 45		140-0091	◆			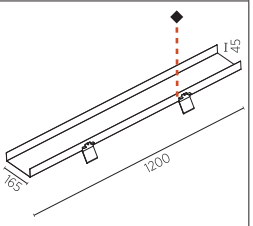
	KANAL 1-FACH *CHANNEL 1-FOLD*	1200x165 H: 45	Ø 95	140-0092	◆			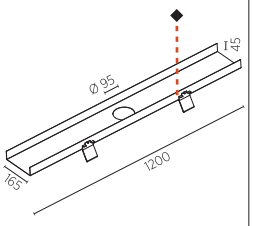
			Ø 125	140-0096	◆			
	KANAL 2-FACH *CHANNEL 2-FOLD*	1200x165 H: 45	Ø 95	140-0093	◆			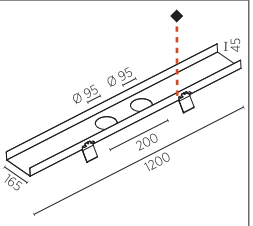
			Ø 125	140-0097	◆			
	KANAL 2-FACH LANG *CHANNEL 2-FOLD LONG*	1200x165 H: 45	Ø 95	140-0094	◆			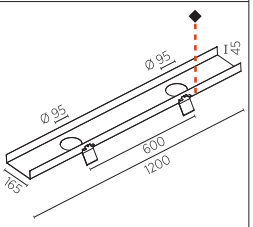
			Ø 125	140-0098	◆			
	KANAL 3-FACH *CHANNEL 3-FOLD*	1200x165 H: 45	Ø 95	140-0095	◆			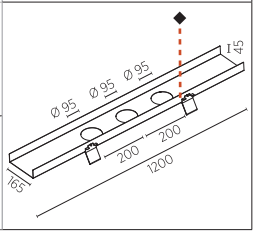
			Ø 125	140-0099	◆			

KOMPONENTEN > COMPONENTS

		DIMENSION MM	MM	ART.-NO STANDARD		TECHN. OPTIONS		
	EINBAURING *MOUNTING-FRAME*	Ø 95 H: 23	Ø 95	140-0160				
		Ø 125 H: 23	Ø 125	140-0170				

MUSS-ZUBEHÖR > MUST-HAVE ACCESSORY

		DIMENSION MM	ART.-NO		TECHN. OPTIONS			
	*MONTAGEHILFE* *FRAME ALIGNMENT KIT*	115x167 H: 25	28-8015					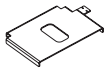

BIONIQ

	DIMENSION MM	LED	WATT MAX.	LUMEN MAX.	CRI	ART.-NO	1-29	TECHN. OPTIONS	
	Ø 95 H: 112	2700 K	14.5	940	90	140-0100	◆	1	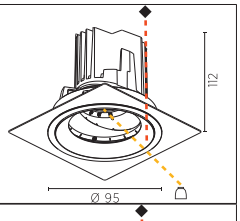
		3000 K	14.5	980	90	140-0110	◆	1	
		4000 K	14.5	1050	90	140-0120	◆	1	
	IP20 30° 355°					QF › 62	500 mA excl.	180	
	Ø 128 H: 136	2700 K	26.4	2030	90	140-0130	◆	2	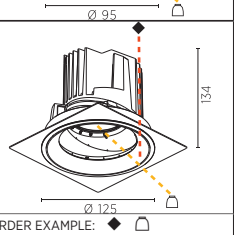
		3000 K	26.4	2080	90	140-0140	◆	2	
		4000 K	26.4	2230	90	140-0150	◆	2	
	IP20 30° 355°					QF › 62	700 mA excl.	200	

REFLECTOR 20 40 60 (1) 20° 40° 60° | 20 25 40 (2) 20° 25° 40°

ORDER EXAMPLE: ◆ 140-0120 - 02 20 (black, 20°)



BMW LAAKKONEN JUMBO, VANTAA, FINLAND | ARCHITECT: PATRIC HOLMSTRÖM | LIGHT PLANNING: PETRI LOIKKANEN | PHOTO: MIKA VEHMAS

G-50 CHANNEL
WITH GRAVITIY LIFT



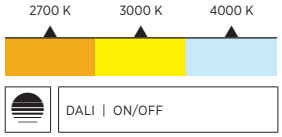

Let's play. Das schmale randlose Profilsystem G-50 wurde speziell für die Einsätze mit dem innovativen GRAVITY LIFT entwickelt. Leuchten, wie die kugelförmige SNOOKER oder die zylindrische HANGOVER lassen sich über den GRAVITY LIFT flexibel in der Höhe verstellen. Mit dem Online-Konfigurator MODELING können ungewöhnliche Raum-Licht-Skulpturen kreiert werden. Das randlose 48-V-Kanalsystem G-50 lässt sich werkzeugfrei bestücken.

Let's play. The narrow, trimless profile system G-50 was specially developed for use with the innovative GRAVITY LIFT. Luminaires such as the spherical SNOOKER or the cylindrical HANGOVER can be flexibly adjusted in height using the GRAVITY LIFT. With the online configurator MODELING, unusual room-light sculptures can be created. The trimless 48 V channel system G-50 can be equipped without tools.

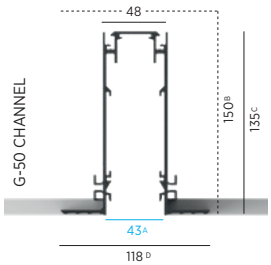

A: Opening width | B: Recess depth
C: Profile height
D: Width including mounting brackets

channel available in:

02

SERVING



SERVING mit GRAVITY LIFT lenkt das Licht mit einem integrierten Reservekabel von bis zu 5 m auf die gewünschte Stelle.

SERVING with GRAVITY LIFT directs the light where you need it with an integrated wire extension of up to 5 m.

MODELING



MODELING mit GRAVITY LIFT schafft grenzenlose Freiheit beim Entwickeln eigener Schwerpunktanordnungen – jederzeit abänderbar.

MODELING with GRAVITY LIFT gives you the unlimited freedom to design your own focal arrangement and change it at any time.

DOCKING SYSTEM / SHINE



Ein ausgeklügeltes Docking-System garantiert den schnellen Austausch und die rasche Verriegelung der verschiedenen SNOOKER-Module. Der leuchtende SHINE Ring ist in sechs Farben verfügbar.

An ingenious docking system guarantees rapid changing and locking of the different SNOOKER modules. The glowing SHINE ring is available in 6 colors.

DUAL FOCUS TECHNOLOGY

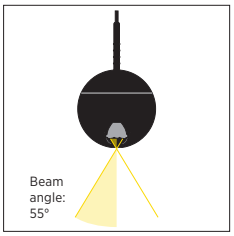

Die Kugel der SNOOKER-Leuchte ist mit der neuesten DUAL FOCUS-Linsentechnologie von Bartenbach ausgestattet.

The SNOOKER sphere is fitted with the latest DUAL FOCUS lens technology from Bartenbach.

EXAMPLE



48 V POWER SUPPLY UNIT



MINIMUM INTERDISTANCE OF 350 MM

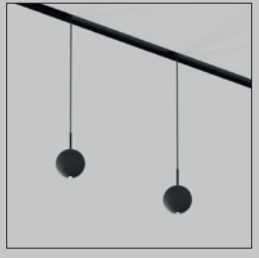

ELECTRICAL CONNECTION 48 V



TOOL-FREE MOUNTING 48 V

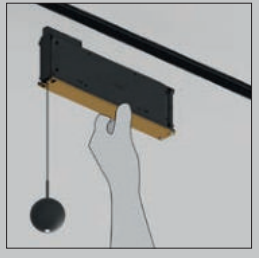

01 02 03 04 05 07 08 09 12 13 15 16 17 18 19 20 21 22 23 24 25 26 27 28 29

RAL Classic or any other special color on request





INSPIRATION | VIEWTURE MEDIA



PHOTO | ARMIN KUPRIAN



G-50 CHANNEL FOR GRAVITY LIFT

KOMPONENTEN > COMPONENTS		DIMENSION MM		ART.-NO STANDARD	ART.-NO DALI-DIM	1-29	TECHN. OPTIONS		
	G-50 TRACK RANDLOS FÜR GRAVITY LIFT, SCHWARZ *G-50 TRACK TRIMLESS* *FOR GRAVITY LIFT, BLACK*	W: 90 H:135	per meter	140-0809					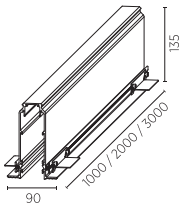
		1000x90 H:135			140-0800				
		2000x90 H:135			140-0801				
		3000x90 H:135			140-0802				
	STIRNTEIL G-50 STROMSCHIENE RL, SCHWARZ FÜR GRAVITY LIFT, 1 PAAR *ENDPLATE G-50 TRACK RL, BLACK* *FOR GRAVITY LIFT, 1 PAIR*	25x90 H:135		140-0803					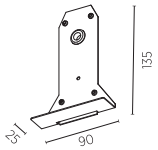
	VERBINDER KOMPONENTEN ELEKTR. + MECH. *CONNECTOR DEVICE ELECTR. + MECH.*	180x16 H:52	per unit	810-0317					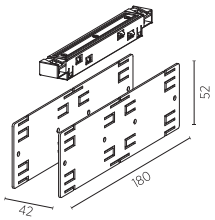
	VERSORGUNGSEINHEIT 150W SCHIENE 48V *SUPPLY UNIT 150W TRACK* *48V*	336x42 H:120		810-0320		◆			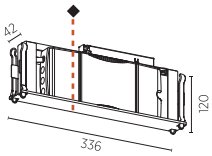
	VERSORGUNGSEINHEIT 150W DALI SCHIENE 48V *SUPPLY UNIT 150W DALI TRACK* *48V*	336x42 H:120			810-0322	◆			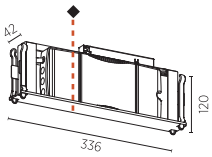
	GRAVITY LIFT 48V 500MA FÜR G-50 *GRAVITY LIFT 48V 500MA* *FOR G-50*	350x42 H:120		810-0280		◆			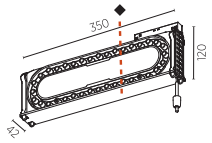
	GRAVITY LIFT DALI 48V 500MA FÜR G-50 *GRAVITY LIFT DALI 48V 500MA* *FOR G-50*	350x42 H:120			810-0282	◆			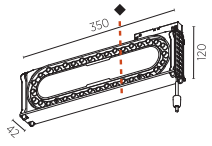
	GRAVITY LIFT MECHANISCH FÜR G-50 *GRAVITY LIFT MECHANICAL* *FOR G-50*	350x42 H:105		810-0300		◆			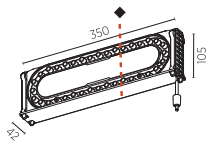

Hinweise zu technischen Angaben auf Seite 893 | *Technical data are subject to our data policy on page 893*

SNOOKER



DIMENSION MM	LED	WATT	LUMEN	CRI	ART.-NO STANDARD	1-29	TECHN. OPTIONS
Ø72 H:71	2700 K	6.5	280	90	810-0310	◆	
	3000 K	6.5	310	90	810-0311	◆	
	4000 K	6.5	330	90	810-0312	◆	

IP20 500 mA excl. 0,5m A++

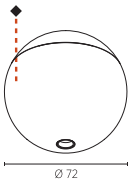

SNOOKER SHINE



DIMENSION MM	LED	WATT	LUMEN	CRI	ART.-NO STANDARD	1-29	TECHN. OPTIONS
Ø72 H:71	2700 K	6.5	280	90	810-0313	◆	⬭
	3000 K	6.5	310	90	810-0314	◆	⬭
	4000 K	6.5	330	90	810-0315	◆	⬭

IP20 excl. 0,5m 48V DC A++

SHINERING 01 02 03 04 05 06

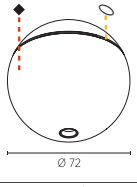

ORDER EXAMPLE: ◆ ⬭
810-0315 - 02 01
black opal

SNOOKER DECOR



DIMENSION MM	LED	WATT	LUMEN	CRI	ART.-NO STANDARD	1-29	TECHN. OPTIONS
Ø72 H:71							
					810-0316	◆	

A++

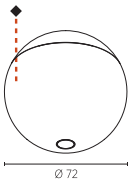



HANGOVER PLUG 30

IP20 | 48V DC excl. | 0,5m | CE | A++

DIMENSION MM	LED	WATT	LUMEN MAX.	CRI	ART.-NO STANDARD	1-29	1-29	TECHN. OPTIONS	
Ø28 H: 300	2700 K	7	328	90	810-0380	◆	▲		
	3000 K	7	363	90	810-0381	◆	▲		
	4000 K	7	386	90	810-0382	◆	▲		
Ø28 H: 450	2700 K	7	328	90	810-0387	◆	▲		
	3000 K	7	363	90	810-0388	◆	▲		
	4000 K	7	386	90	810-0389	◆	▲		

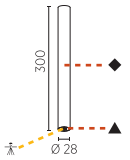

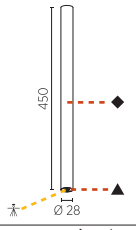

LENS: ...24 24° | ...32 32° | ...58 58° | STANDARD | ...34 34° | ...55 55° | LFO

ORDER EXAMPLE: ◆ ▲ 55° lfo
810-0380 - 03 03 55
white white

HANGOVER PLUG 30 SHINE

IP20 | excl. | 48V DC | CE | A++

DIMENSION MM	LED	WATT	LUMEN MAX.	CRI	ART.-NO STANDARD	1-29	1-29	TECHN. OPTIONS	
Ø28 H: 300	2700 K	7	328	90	810-0383	◆	▲		⬭
	3000 K	7	363	90	810-0384	◆	▲		⬭
	4000 K	7	386	90	810-0385	◆	▲		⬭
Ø28 H: 450	2700 K	7	328	90	810-0390	◆	▲		⬭
	3000 K	7	363	90	810-0391	◆	▲		⬭
	4000 K	7	386	90	810-0392	◆	▲		⬭

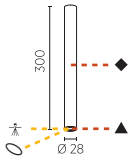

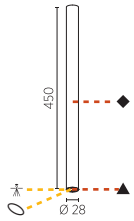

LENS: ...24 24° | ...32 32° | ...58 58° | STANDARD

SHINE RING: 01 | 02 | 03 | 04 | 05 | 06

ORDER EXAMPLE: ◆ ▲ 24° ⬭
810-0383 - 03 03 24 02
white white yellow

HANGOVER PLUG 30 DECOR

CE | A++

DIMENSION MM	LED	WATT	LUMEN	CRI	ART.-NO STANDARD	1-29	1-29	TECHN. OPTIONS	
Ø28 H: 300					810-0386	◆	▲		
Ø28 H: 450					810-0393	◆	▲		

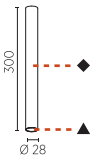

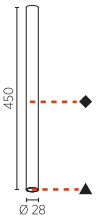

ORDER EXAMPLE: ◆ ▲
810-0386 - 03 03
white white

Hinweise zu technischen Angaben auf Seite 893 | *Technical data are subject to our data policy on page 893*

HANGOVER PLUG 40

CRI 90 **IP20** excl. 48V DC A++

DIMENSION MM	WATT	LUMEN MAX.	ART.-Nº STANDARD	1-29	1-29	TECHNIC OPTIONS
Ø40 L:150	9	843	810-0560	◆	▲	CCT
Ø40 L:300	9	843	810-0570	◆	▲	CCT

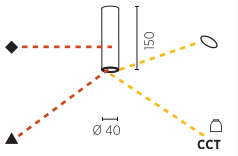

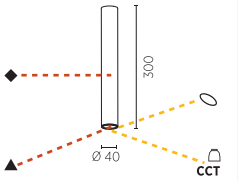

CCT: 27 (2700 K) 30 (3000 K) 40 (4000 K)

REFLECTOR FWHM: 40 (40°) 50 (50°)

SHINERING: X 00 01 02 03 04 05 06

ORDER EXAMPLE: ◆ ▲ CCT REFLECTOR SHINERING
810-0570- 03 03 27 40 04
dir.: 2700K white white 40° red

HANGOVER PLUG 40 - MICRO-DOT

CRI 90 **IP20** 0,5m excl. 48V DC A++

DIMENSION MM	WATT	LUMEN MAX.	ART.-Nº STANDARD	1-29	1-29	TECHNIC OPTIONS
Ø40 L:150	6	356	810-0580	◆	▲	CCT
Ø40 L:300	6	356	810-0590	◆	▲	CCT

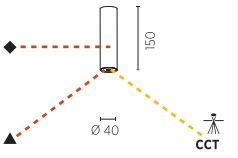

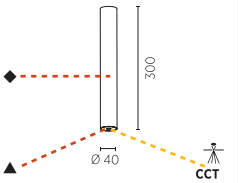

CCT: 27 (2700 K) 30 (3000 K) 40 (4000 K)

LENS: ...34 (34°) ...55 (55°) LFO

O. EXAMPLE: ◆ ▲ CCT LENS
810-0590- 03 03 27 34
dir.: 2700K white white 34°



MAS TOOLS & ENGINEERING GMBH | PHOTO: PHILIP KOTTLOTZ | LIGHT PLANNING: ROMAN SCHATZ | ARCHITECT: ISABELL EHRING

HANGOVER PLUG 75

CRI 90 **IP20** excl. 48V DC CE A++

	DIMENSION MM	WATT	LUMEN MAX.	ART.-Nº STANDARD	1-29	1-29	TECHNIC OPTIONS	
	Ø75 L:150	6	432	810-0450	◆	▲	CCT	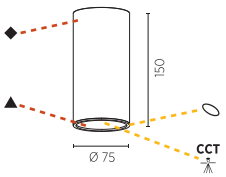
	Ø75 L:150	9.5	778	810-0460	◆	▲	CCT CCTi	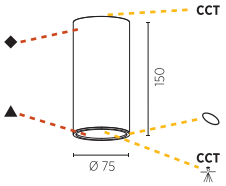

CCT 27 30 40 — 2700 K 3000 K 4000 K

LENS ...09 ...24 ...39 STANDARD — 9° 24° 39°

SHINERING X 00 01 02 03 04 05 06

CCTi 27 30 40 — 2700 K 3000 K 4000 K

O. EXAMPLE: ◆ ▲ CCT CCTi
810-0570- 03 03 27 24 04 40
white white dir.: 2700K 40° red incl. 4000K

KANN-ZUBEHÖR › CAN-HAVE ACCESSORY

		DIMENSION MM	ART.-NO STANDARD	1-6	
	INDIREKT DIFFUSOR *INDIRECT DIFFUSER*	Ø71	800-1080Y	◆	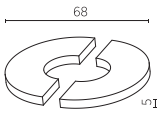
		Ø71	800-1080O	◆	
		Ø71	800-1080R	◆	
		Ø71	800-1080B	◆	
		Ø71	800-1080G	◆	



Hinweise zu technischen Angaben auf Seite 893 | *Technical data are subject to our data policy on page 893*

CENTRIQ



DIMENSION MM	LED	WATT	LUMEN MAX.	CRI	ART.-NO STANDARD	ART.-NO DALI-DIM	1-29	1-29	TECHN. OPTIONS	
Ø30 H:186	2700 K	4.4	250	90	89770	89772	◆	▲		
	3000 K	4.4	270	90	89780	89782	◆	▲		
	4000 K	4.4	290	90	89790	89792	◆	▲		
IP20							excl.		48V DC	CE A++

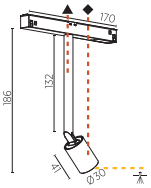



DIMENSION MM	LED	WATT	LUMEN MAX.	CRI	ART.-NO STANDARD	ART.-NO DALI-DIM	1-29	1-29	TECHN. OPTIONS	
Ø40 H:200	2700 K	6.5	360	90	89710	89712	◆	▲		
	3000 K	6.5	390	90	89720	89722	◆	▲		
	4000 K	6.5	420	90	89730	89732	◆	▲		
IP20							excl.		48V DC	CE A++
Ø40 H:200	2700 K	6.5	468	90	89800	89802	◆	▲	1	
	3000 K	6.5	490	90	89810	89812	◆	▲	1	
	4000 K	6.5	520	90	89820	89822	◆	▲	1	
IP20							excl.		48V DC	CE A++

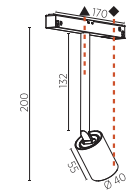



DIMENSION MM	LED	WATT	LUMEN MAX.	CRI	ART.-NO STANDARD	ART.-NO DALI-DIM	1-29	1-29	TECHN. OPTIONS	
Ø55 H:224	2700 K	9.2	486	90	89740	89742	◆	▲		
	3000 K	9.2	524	90	89750	89752	◆	▲		
	4000 K	9.2	548	90	89760	89762	◆	▲		
IP20							excl.		48V DC	CE A++
Ø55 H:224	2700 K	12	720	90	89830	89832	◆	▲	2	
	3000 K	12	760	90	89840	89842	◆	▲	2	
	4000 K	12	820	90	89850	89852	◆	▲	2	
IP20							excl.		48V DC	CE A++

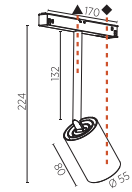

LENS 24 32 — 24° 32°

1 BEAM ANGLE 20 31 36 40 50 — 20° 31° 36° 40° 50°

2 BEAM ANGLE 15 17 25 33 35 46 — 15° 17° 25° 33° 35° 46°

ORDER EXAMPLE: ◆ ▲ 🔌 **89772 - 02 03 24** (black, white, 24°)



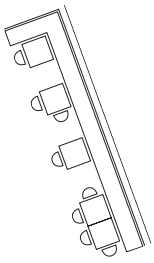

SERVING WITH GRAVITY LIFT

Die neue INVADER HANGOVER PLUG setzt - wie SNOOKER - auf die flexible Abhängung mit Bajonett-Verschluss. So lassen sich im Zusammenspiel mit dem GRAVITY LIFT System, kreative Formen schaffen und Licht immer genau dort platzieren, wo es gerade gebraucht wird. Besonders im Gastronomiebereich eröffnet sich damit die Möglichkeit, Leuchten jederzeit einfach, anhand der unterschiedlichsten Tisch-Formationen, zu positionieren.



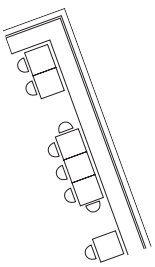

Like SNOOKER, the new INVADER HANGOVER PLUG relies on the flexible suspension with bayonet lock. In conjunction with the GRAVITY LIFT system, creative forms can be created and light can always be placed exactly where it is needed. Especially in the catering sector, this opens up the possibility to position luminaires at any time simply on the basis of different table formations.

GROOVE
SYSTEM



PROLICHT HEADQUARTER, AUSTRIA | PHOTO: SIMON FISCHBACHER

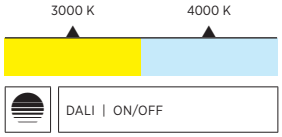

Wie die gesamte GROOVE Produktfamilie überzeugt auch das randlose GROOVE Profilsystem mit dem weit zurückversetzten und gewölbten Opal-Diffusor, der ein sehr homogenes Lichtbild erzeugt. Flexible Längen, ein einfaches Verbinden der Profile und die Kombination mit dem KORONA EFFEKT für farbige Akzente machen aus dem LED-Profilsystem ein überzeugendes Multitalent für viele Raumsituationen.

Like the entire GROOVE product range, the trimless GROOVE profile system with recessed and curved opal diffuser, which creates a very homogenous light pattern, is also impressive. Flexible lengths, easy connection of the profiles and combination with the KORONA EFFECT for colored accents make the LED profile system a compelling all-rounder for many room situations.

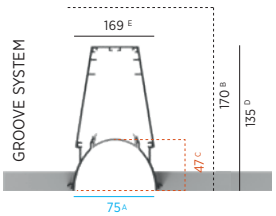

A: Opening width | B: Recess depth
C: Opening depth | D: Profile height
E: Width including mounting brackets

ROUND END CAP WITH KORONA EFFECT



Der eingelassene Diffusor schafft, in Verbindung mit den gewölbten Seiten und gerundeten Enddeckeln des Profils - welche in jeder beliebigen PROLICHT Farbe erhältlich sind - einen spektakulären KORONA EFFEKT.

The recessed diffuser creates a spectacular KORONA EFFECT when combined with the curved sides and rounded end caps of the profile - available in any PROLICHT color.

STRAIGHT END CAP WITH KORONA EFFECT



Alternativ zu den gerundeten Enddeckeln sind auch gerade Abschlussteile in sämtlichen PROLICHT Farben erhältlich. Sie eignen sich für eine zusätzlich farbige Akzentuierung.

As an alternative to the rounded end caps, straight end parts in all PROLICHT colors are also available: perfect for additional color accentuation.

HIGH-EFFICIENCY MIXING CHAMBER



Die neu entwickelte interne Mischkammer besteht aus einer hochreflektierenden Beschichtung mit erhöhtem Reflektionsgrad von 97°, was den Wirkungsgrad deutlich verbessert.

The new internal mixing chamber consists of a highly reflective layer with increased reflectance of 97%, which significantly improves efficiency.

BALL-PROOF LUMINAIRE



Die GROOVE-Leuchte ist in dieser Variante als ballwurfsicher zertifiziert und somit auch für den Einsatz in Sport- und Mehrzweckräumen geeignet.

The GROOVE luminaire is officially certified as ball-proof in this variant and is thus also suitable for use in sports and multipurpose rooms.

EXAMPLE



ROUNDED END CAP



CONNECTION TOOLS



SPECIAL MOUNTING BRACKETS



01 02 03 04 05 07 08 09 12 13 15 16 17 18 19 20 21 22 23 24 25 26 27 28 29

RAL Classic or any other special color on request

KOMPONENTEN > COMPONENTS		DIMENSION MM		ART.-NO STANDARD	1-29	TECHN. OPTIONS		
	ALUMINIUM-PROFIL *ALUMINIUM PROFILE*	W: 89 H: 135	per meter	14010	◆			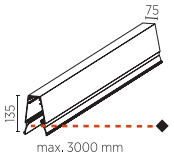
	DIFFUSER FLACH *FLAT DIFFUSER*	W: 42 H: 14	per meter	14002				
	DIFFUSOR GEWÖLBT *CURVED DIFFUSER*	W: 42 H: 14	per meter	81108				
	DECKELPROFIL *CAP PROFILE*	W: 42 H: 14	per meter	81109	◆			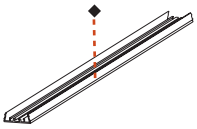
	ENDDECKEL RUND *ROUND END CAP*	42x90 H: 135		81012	◆			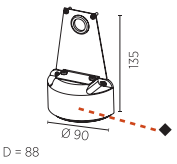
	ENDDECKEL FLACH *FLAT END CAP*	2x90 H: 135		81015	◆			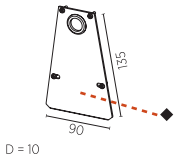
	MONTAGEBÜGEL ENTFERNUNG: MAX. 1000 MM *MOUNTING BRACKET* *DISTANCE: MAX. 1000 MM*	68x169 H: 145		14014		⬆		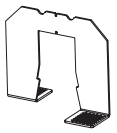
	LINIENVERBINDER *LINEAR COUPLER*	80x8 H: 2		14016				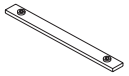
						CEILING THICKNESS 10 12 15 ⬆ 10 12.5 15		ORDER EXAMPLE: ⬆ **14014 - 10** 10 mm

Hinweise zu technischen Angaben auf Seite 893 | *Technical data are subject to our data policy on page 893*

MUSS-ZUBEHÖR > MUST-HAVE ACCESSORY		DIMENSION MM	ART.-NO		TECHN. OPTIONS			
	*MONTAGEHILFE* *FRAME ALIGNMENT KIT*	92x112 H: 235	14015					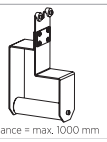 distance = max. 1000 mm

GROOLINE



DIMENSION MM	LED	WATT MAX.	LUMEN MAX.	CRI	ART.-NO STANDARD	ART.-NO DALI-DIM		TECHN. OPTIONS	
1140x36 H: 36	3000 K	20.2	1370	80	7-00181-00	7-00182-02			
	4000 K	20.2	1447	80	7-00183-00	7-00184-02			
1420x36 H: 36	3000 K	25.3	1712	80	7-00185-00	7-00186-02			
	4000 K	25.3	1809	80	7-00187-00	7-00188-02			
1700x36 H: 36	3000 K	30.4	2055	80	7-00189-00	7-00190-02			
	4000 K	30.4	2170	80	7-00191-00	7-00192-02			
1980x36 H: 36	3000 K	35.4	2397	80	7-00193-00	7-00194-02			
	4000 K	35.4	2532	80	7-00195-00	7-00196-02			
2270x36 H: 36	3000 K	40.5	2740	80	7-00197-00	7-00198-02			
	4000 K	40.5	2894	80	7-00199-00	7-00200-02			



 incl. 50/60Hz 220-240V

IDAHO
40 | 75 | 100



PRIVATE RESIDENCE | LIGHT PLANNING: PROLICHT | PHOTO: DIE FOTOGRAFEN

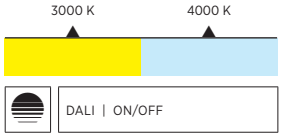

Nahezu endlose Linien aus Licht. Die hochflexiblen Profilsysteme der IDAHO-Familie bieten großen gestalterischen Freiraum für eine Vielzahl an Beleuchtungsszenarien und verbinden Licht mit Architektur auf charakterstarke Weise. Die Profile erzeugen nahtlose Lichtlinien, die auch über Eck laufen können. In drei Breiten lieferbar, ist das randlose LED-Profilsystem äußerst montagefreundlich.

Almost endless lines of light. The highly flexible profile systems of the IDAHO family offer a great deal of design freedom for a variety of lighting scenarios and combine light with architecture in a characteristic way. The profiles create seamless lines of light that can also run over corners. Available in three widths, the trimless LED profile system is extremely easy to install.

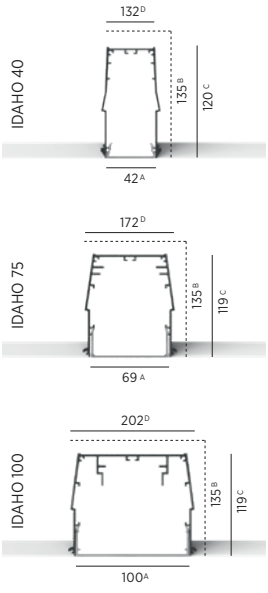

A: Opening width | B: Recess depth
C: Profile height
D: Width including mounting brackets

LED OPTIMIZED CONSTRUCTION



In Kombination mit einer weißen Grundplatte bildet der weiße interne Reflektor eine perfekte Mischkammer. Diese schafft ein homogenes Lichtbild ohne einzeln sichtbare LED-Punkte.

In combination with a white base plate, the white internal reflector creates a perfect mixing chamber. This creates a homogeneous light pattern without individually visible LED dots.

ESD PROTECTION



Alle LED-Boards sind durch ein hochtransparentes Acrylglas vor elektrostatischen Entladungen (Electrostatic Discharge – ESD) und direktem Kontakt mit der LED geschützt.

All LED boards are protected from electrostatic discharge (ESD) and direct contact with the LED by a highly transparent acrylic glass.

ENDLESS LINE



Die mehrfache Einspeisung an unterschiedlichen Punkten ermöglicht grenzenlos lange Linien. Die optimale Anordnung der LED-Boards schafft auch an den Verbindungsstellen eine homogene Ausleuchtung.

The multiple feed-ins at different points allow for lines of unlimited length. The optimized arrangement of the LED boards provides seamless connections without any dark spots.

EXAMPLE

EASY
INSTALLATION BRACKETS

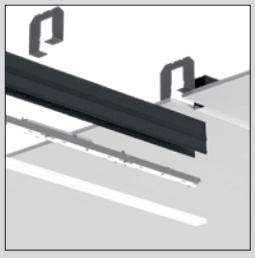



EDIFICIO PARQUE TECNOLÓGICO, SPANIEN | LIGHT PLANNING: LUZ BILBAO, S.A. | ACTX - GONZALO CARRO | PHOTO: AITOR ORTIZ







KOMPONENTEN > COMPONENTS		DIMENSION MM		ART.-NO STANDARD		TECHN. OPTIONS		
	ALUMINIUM PROFIL *ALUMINIUM PROFILE*	W: 53 H: 97	per meter	14001				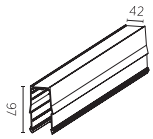 max. 3000 mm
	DIFFUSER FLACH *FLAT DIFFUSER*	W: 42 H: 14	per meter	14002				 max. 3000 mm
	ENDDECKEL *END CAP*	1x53 H: 97		14003				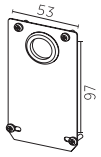
	MONTAGEBÜGEL ENTFERNUNG: MAX. 1000 MM *MOUNTING BRACKET* *DISTANCE: MAX. 1000 MM*	68x132 H: 107		14004		⬆		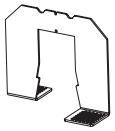 distance: max. 1000 mm
	LINIENVERBINDER *LINEAR COUPLER*	100x42 H: 20		14006				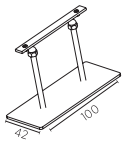
	ECKVERBINDER 90° *CORNER COUPLER (90°)*	195x195 H: 97		14007				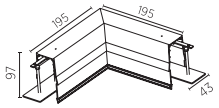
							CEILING THICKNESS 10 12 15 ⬆ 10 12.5 15	ORDER EXAMPLE: ⬆ **14004 - 10** 10 mm

MUSS-ZUBEHÖR > MUST-HAVE ACCESSORY		DIMENSION MM	ART.-NO		TECHN. OPTIONS			
	*MONTAGEHILFE* *FRAME ALIGNMENT KIT*	55x104 H: 197	14005					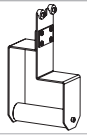

IDALINE 40



DIMENSION MM	LED	WATT MAX.	LUMEN MAX.	CRI	ART.-NO STANDARD	ART.-NO DALI-DIM		TECHN. OPTIONS	
1140x36 H: 37	3000 K	20.2	971	80	7-00710-00	7-00711-02			
	4000 K	20.2	1026	80	7-00712-00	7-00713-02			
1420x36 H: 37	3000 K	25.3	1214	80	7-00714-00	7-00715-02			
	4000 K	25.3	1282	80	7-00716-00	7-00717-02			
1700x36 H: 37	3000 K	30.4	1456	80	7-00718-00	7-00719-02			
	4000 K	30.4	1539	80	7-00720-00	7-00721-02			
1980x36 H: 37	3000 K	35.4	1699	80	7-00722-00	7-00723-02			
	4000 K	35.4	1795	80	7-00724-00	7-00725-02			
2270x36 H: 37	3000 K	40.5	1942	80	7-00726-00	7-00727-02			
	4000 K	40.5	2051	80	7-00728-00	7-00729-02			



incl. 50/60Hz 220-240V



WEINGUT HILLINGER, JOIS, AUSTRIA, EUROPE | LICHTPLANUNG AIGNER & WÖBER

IDAHO 75

(L+8) X 85

KOMPONENTEN > COMPONENTS		DIMENSION MM		ART.-NO STANDARD		TECHN. OPTIONS		
	ALUMINIUM-PROFIL *ALUMINIUM PROFILE*	1000x82 H: 90	per meter	14021				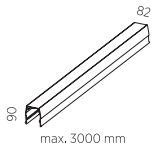
	DIFFUSOR *DIFFUSER*	1000x68 H: 25	per meter	14022				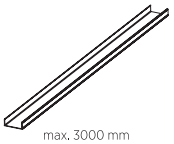
	ENDDECKEL *END CAP*	1x83 H: 90		14023				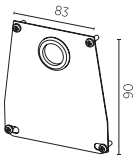
	MONTAGEBÜGEL ENTFERNUNG: MAX. 1000 MM *MOUNTING BRACKET* *DISTANCE: MAX. 1000 MM*	68x172 H: 107		14024		⬆		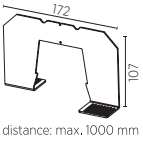
	LINIENVERBINDER 1 PAAR *LINEAR COUPLER* *1 PAIR*	80x4 H: 35		14026				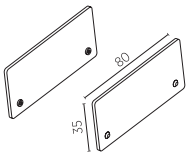
						CEILING THICKNESS	10 12 15 ⬆ 10 12.5 15	ORDER EXAMPLE: ⬆ **14024 - 10** 10 mm

MUSS-ZUBEHÖR > MUST-HAVE ACCESSORY		DIMENSION MM	ART.-NO		TECHN. OPTIONS			
	*MONTAGEHILFE* *FRAME ALIGNMENT KIT*	85x104 H: 197	14025					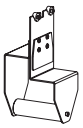

IDALINE 75

DIMENSION MM	LED	WATT MAX.	LUMEN MAX.	CRI	ART.-NO STANDARD	ART.-NO DALI-DIM	TECHN. OPTIONS
1140x60 H: 50	3000 K	20.2	1891	80	7-00446-00	7-00447-02	
	4000 K	20.2	1998	80	7-00448-00	7-00449-02	
1420x60 H: 50	3000 K	25.3	2364	80	7-00450-00	7-00451-02	
	4000 K	25.3	2498	80	7-00452-00	7-00453-02	
1700x60 H: 50	3000 K	30.4	2837	80	7-00454-00	7-00455-02	
	4000 K	30.4	2997	80	7-00456-00	7-00457-02	
1980x60 H: 50	3000 K	35.4	3310	80	7-00458-00	7-00459-02	
	4000 K	35.4	3496	80	7-00460-00	7-00461-02	
2270x60 H: 50	3000 K	40.5	3783	80	7-00462-00	7-00463-02	
	4000 K	40.5	3996	80	7-00464-00	7-00465-02	



incl. 50/60Hz 220-240V

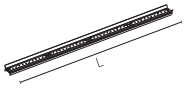

Hinweise zu technischen Angaben auf Seite 893 | *Technical data are subject to our data policy on page 893*



DIAGNOSTIČNI CENTER BLED LJUBLJANA, SLOVENIA | PHOTO: MIRAN KAMBIČ

KOMPONENTEN > COMPONENTS		DIMENSION MM		ART.-NO STANDARD		TECHN. OPTIONS		
	ALUMINIUM-PROFIL *ALUMINIUM PROFILE*	W: 100 H: 90	per meter	14041				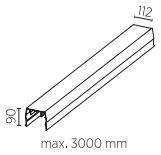
	DIFFUSOR *DIFFUSER*	W: 99 H: 27	per meter	81100				
	MICRO-PRISMEN *MICRO-PRISM*	W: 99 H: 27	per meter	81099				
	ENDDECKEL *END CAP*	1x113 H: 90		14043				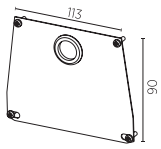
	MONTAGEBÜGEL ENTFERNUNG: MAX. 1000 MM *MOUNTING BRACKET* *DISTANCE: MAX. 1000 MM*	68x202 H: 107		14044		⬆		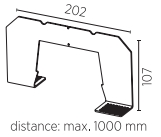
	LINIENVERBINDER 1 PAAR *LINEAR COUPLER* *1 PAIR*	80x4 H: 35		14046				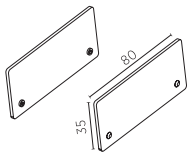
	ECKVERBINDER 90° *CORNER COUPLER (90°)*	195x195 H: 90		14047				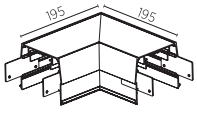
	VERTIKAL VERBINDER (90°) *VERTICAL COUPLER (90°)*	100x100 H: 190		14048				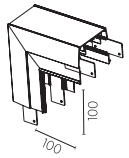
						CEILING THICKNESS ⬆	10 12 15 10 12.5 15	ORDER EXAMPLE: ⬆ **14044 - 10** 10 mm

MUSS-ZUBEHÖR > MUST-HAVE ACCESSORY		DIMENSION MM	ART.-NO		TECHN. OPTIONS			
	*MONTAGEHILFE* *FRAME ALIGNMENT KIT*	115x112 H: 197	14045					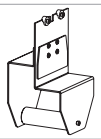

IDALINE 100



DIMENSION MM	LED	WATT MAX.	LUMEN MAX.	CRI	ART.-NO STANDARD	ART.-NO DALI-DIM		TECHN. OPTIONS	
1140x87 H: 65	3000 K	20.2	2175	80	7-00362-00	7-00363-02			
	4000 K	20.2	2298	80	7-00364-00	7-00365-02			
1420x87 H: 65	3000 K	25.3	2719	80	7-00366-00	7-00367-02			
	4000 K	25.3	2872	80	7-00368-00	7-00369-02			
1700x87 H: 65	3000 K	30.4	3263	80	7-00370-00	7-00371-02			
	4000 K	30.4	3447	80	7-00372-00	7-00373-02			
1980x87 H: 65	3000 K	35.4	3807	80	7-00374-00	7-00375-02			
	4000 K	35.4	4022	80	7-00376-00	7-00377-02			
2270x87 H: 65	3000 K	40.5	4351	80	7-00378-00	7-00379-02			
	4000 K	40.5	4596	80	7-00380-00	7-00381-02			

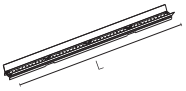



FACHHOCHSCHULE WELS, AUSTRIA | ARCHITECT: DIPL. ING. ANDREAS TREUSCH

CLICKTRACK
25



PRIVATE RESIDENCE NIEDERNDORF, AUSTRIA | PHOTO: ARMIN KUPRIAN

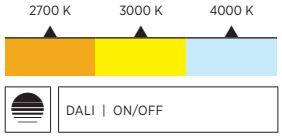

Minimalismus pur. Das äußerst schlanke, randlose CLICKTRACK 25 System bietet trotz der geringen sichtbaren Öffnung von nur 25 mm eine unglaubliche Gestaltungsfreiheit für viele Anwendungen. Dank der verbesserten und nun magnetlosen Montage der vielen verfügbaren Einsätze ist eine schnelle Anpassung an neue Aufgaben gegeben. Auch die SNOOKER und HANGOVER Leuchten sind mit einem speziellen 48-V-Adapter integrierbar.

Pure minimalism. The extremely slim, trimless CLICKTRACK 25 system offers incredible design freedom for many applications despite the small visible opening of just 25 mm. Thanks to the improved and now magnet-free assembly of the many available inserts, it can be quickly adapted to new tasks. The SNOOKER and HANGOVER lights can also be integrated with a special 48 V adapter.

DIFFERENT TYPES OF SPOTS

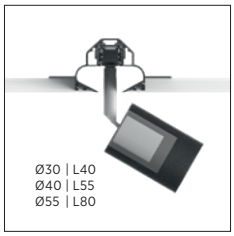

Verstellbare Strahler in drei Größen (Ø30-40-55 mm) mit einer Reihe von Linsen und Lumenpaketen.

Adjustable spotlights in three sizes (Ø 30-40-55 mm) with a range of lenses and lumen packages.

EASY MOUNTING



Alle Spots werden einfach und werkzeugfrei durch Klick befestigt. Das Kabel der Pendelvarianten ist jederzeit flexibel kürz- oder verlängerbar.

All spots are mounted simply by clicking them into the track, without the need for tools. The cable of the pendulum variants can be flexibly shortened or extended at any time.

HYBRID SOLUTION



Unterschiedlichste Einsätze für diffuses und gezieltes Licht ermöglichen eine große Palette an Gestaltungsmöglichkeiten.

Different inserts for diffused and targeted light allow a wide range of design options.

MIX & MATCH



Ergänzend zu den Gelenkstrahlern können auch die Snooker- und Hangover-Plug-Einsätze verwendet werden.

The snooker and hangover plug inserts can also be used in addition to the articulated spotlights.

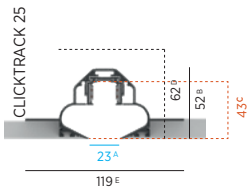

A: Opening width | B: Recess depth
C: Opening depth | D: Profile height
E: Width including mounting brackets

channel available in:

02

EXAMPLE

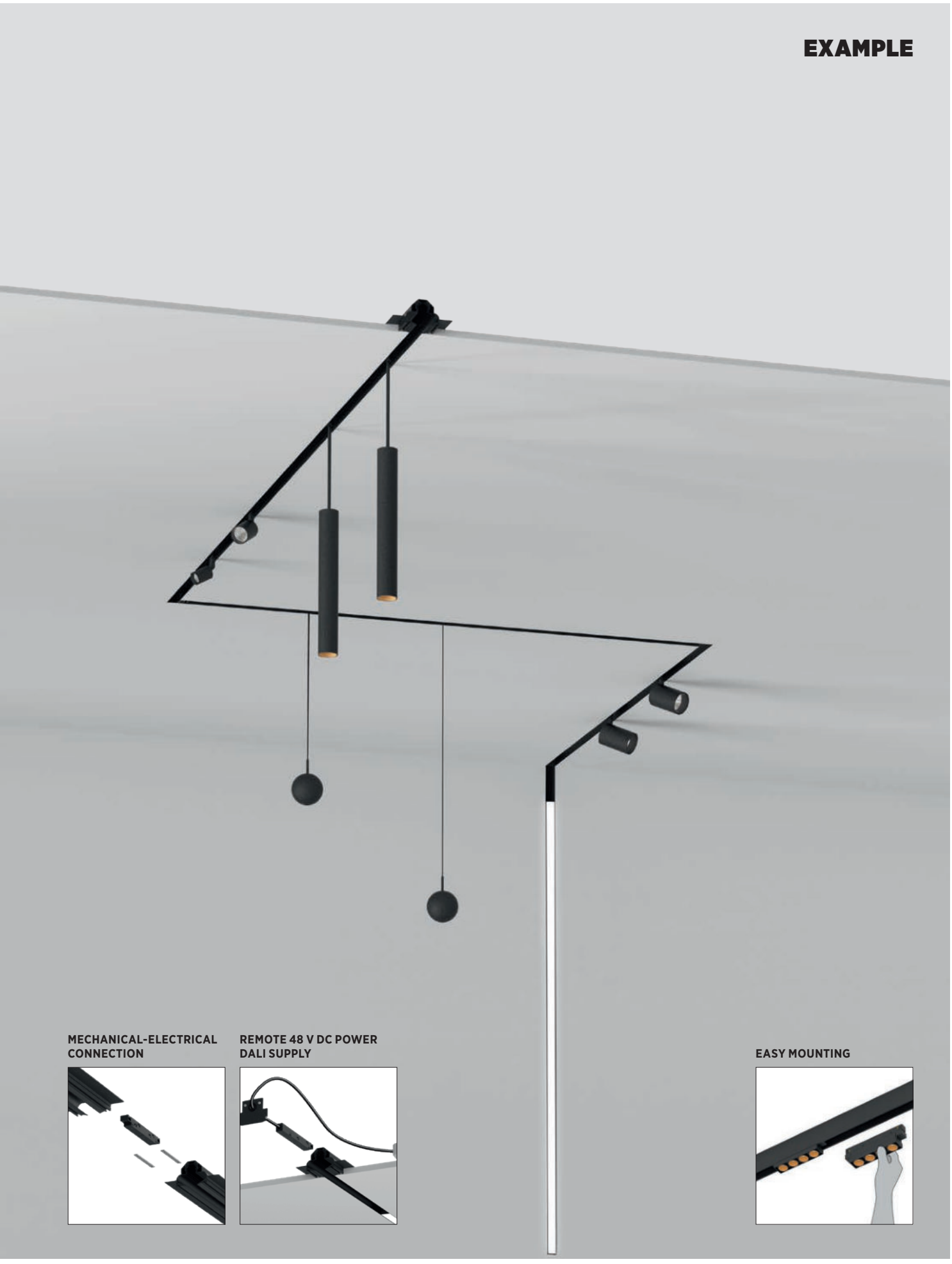

MECHANICAL-ELECTRICAL CONNECTION

REMOTE 48 V DC POWER DALI SUPPLY

EASY MOUNTING

01 02 03 04 05 07 08 09 12 13 15 16 17 18 19 20 21 22 23 24 25 26 27 28 29

RAL Classic or any other special color on request



PRIVATE RESIDENCE NIEDERNDORF, AUSTRIA | PHOTO: ARMIN KUPRIAN









INSPIRATION | BIEFFE



INSPIRATION BIEFFE

CLICKTRACK 25

65 (l+8)x70 12.5

KOMPONENTEN > COMPONENTS		DIMENSION MM		ART.-NO STANDARD	ART.-NO DALI-DIM		TECHN. OPTIONS		
	ALUMINIUM PROFIL SCHWARZ *ALUMINIUM PROFILE BLACK*	W: 119 H:52	per meter	140-0254					
		1000x119 H:52		140-0220					
		2000x119 H:52		140-0221					
		3000x119 H:52		140-0222					
	ENDDECKEL SCHWARZ *END CAP BLACK*	68x9 H:52		140-0223					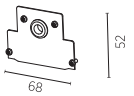
	LINIENVERBINDER SCHWARZ *LINEAR COUPLER BLACK*	142x18 H:16		140-0224					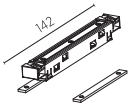
	EINSPEISUNG 48V SCHWARZ *POWER FEED 48V BLACK*	143x18 H:16		140-0225	140-0225				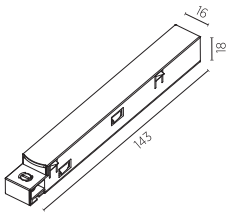
	ECKVERBINDER 90° SCHWARZ *CORNER COUPLER 90° BLACK*	1073x1073 H:52		140-0226	140-0226				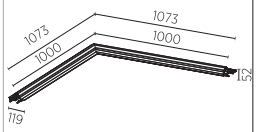
	VERTIKAL VERBINDER 90° SCHWARZ *VERTICAL COUPLER 90° BLACK*	1028x1028 H:52		140-0227	140-0227				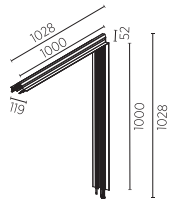
	VERSORGUNGSEINHEIT 48V 150W *POWER SUPPLY UNIT 48V 150W*	235x100 H:32		14-00527					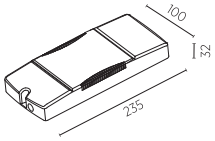
	VERSORGUNGSEINHEIT DALI 48V 150W DIM *POWER SUPPLY UNIT DALI 48V 150W DIM*	235x100 H:32			14-00528				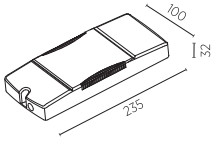

Hinweise zu technischen Angaben auf Seite 893 | *Technical data are subject to our data policy on page 893*

KOMPONENTEN > COMPONENTS

		DIMENSION MM	L	ART.-NO STANDARD	DALI-DIM		TECHN. OPTIONS		
	MONTAGEHILFE *FRAME ALIGNMENT KIT*	67x50 H:19		140-0238					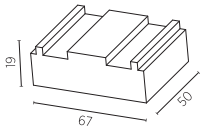

CENTRIQ

	DIMENSION MM	LED	WATT	LUMEN MAX.	CRI	ART.-NO STANDARD	ART.-NO DALI-DIM	1-29	1-29	TECHN. OPTIONS	
	Ø30 H:99	2700 K	4.4	250	90	140-0710	140-0712	◆	▲		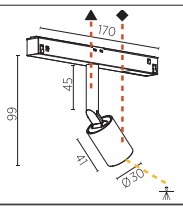
		3000 K	4.4	270	90	140-0720	140-0722	◆	▲		
		4000 K	4.4	290	90	140-0730	140-0732	◆	▲		
	IP20							excl.		48V DC	CE A++
	Ø40 H:113	2700 K	6.5	360	90	140-0650	140-0652	◆	▲		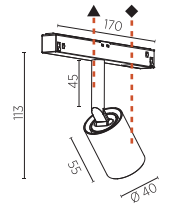
		3000 K	6.5	390	90	140-0660	140-0662	◆	▲		
		4000 K	6.5	420	90	140-0670	140-0672	◆	▲		
	IP20							excl.		48V DC	CE A++
	Ø40 H:113	2700 K	6.5	468	90	140-0740	140-0742	◆	▲	1	
		3000 K	6.5	490	90	140-0750	140-0752	◆	▲	1	
		4000 K	6.5	520	90	140-0760	140-0762	◆	▲	1	
	IP20							excl.		48V DC	CE A++
	Ø55 H:137	2700 K	9.2	486	90	140-0680	140-0682	◆	▲		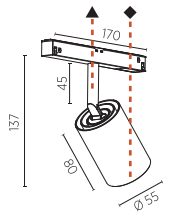
		3000 K	9.2	524	90	140-0690	140-0692	◆	▲		
		4000 K	9.2	548	90	140-0700	140-0702	◆	▲		
	IP20							excl.		48V DC	CE A++
	Ø55 H:137	2700 K	12	720	90	140-0770	140-0772	◆	▲	2	
		3000 K	12	760	90	140-0780	140-0782	◆	▲	2	
		4000 K	12	820	90	140-0790	140-0792	◆	▲	2	
	IP20							excl.		48V DC	CE A++

LENS 24 32 — 1 BEAM ANGLE 20 31 36 40 50 (20° 31° 36° 40° 50°) — 2 BEAM ANGLE 15 17 25 33 35 46 (15° 17° 25° 33° 35° 46°)

ORDER EXAMPLE: ◆ ▲ 24 — **140-0712 - 02 03 24** (02 black, 03 white, 24 24°)

MAGIQ 4

IP20 excl. — 48V DC — CE A++

	DIMENSION MM	LED	WATT	LUMEN MAX.	CRI	ART.-Nº STANDARD	ART.-Nº DALI-DIM	01-29	TECHN. OPTIONS	
	**167x30 H:55**	2700 K	16.3	780	90	810-0730	810-0732	◆		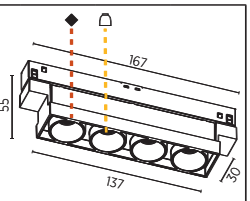
		3000 K	16.3	850	90	810-0740	810-0742	◆		
		4000 K	16.3	880	90	810-0750	810-0752	◆		

REFLECTOR 10 20 40 (10° 20° 40°)

ORDER EXAMPLE: ◆ — **810-0742 - 03 10** (03 white, 10 10°)

MAGIQ 4 KORONA

IP20 excl. — 48V DC — CE A++

	DIMENSION MM	LED	WATT	LUMEN MAX.	CRI	ART.-Nº STANDARD	ART.-Nº DALI-DIM	01-29	01-29	TECHN. OPTIONS	
	167x30 H:55	2700 K	16.3	780	90	810-0760	810-0762	◆	▲		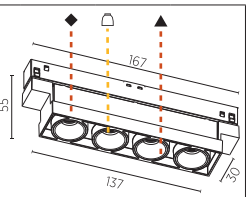
		3000 K	16.3	850	90	810-0770	810-0772	◆	▲		
		4000 K	16.3	880	90	810-0780	810-0782	◆	▲		

REFLECTOR 10 20 40 (10° 20° 40°)

ORDER EXAMPLE: ◆ ▲ — **810-0760 - 02 19 10** (02 black, 19 kásg aphro., 10 10°)

LEDLINE

DIMENSION MM	LED	WATT	LUMEN	CRI	ART.-NO STANDARD	ART.-NO DALI-DIM		TECHN. OPTIONS	
620x23 H:43	2700 K	6.6	360	90	810-0160				
	2700 K	7.9	540	90		810-0162			
	3000 K	6.6	360	90	810-0170				
	3000 K	7.9	540	90		810-0172			
	4000 K	6.6	360	90	810-0180				
	4000 K	7.9	540	90		810-0182			
IP20							excl.	48V DC CE	A++
820x23 H:43	2700 K	8.8	480	90	810-0190				
	2700 K	10.6	720	90		810-0192			
	3000 K	8.8	480	90	810-0200				
	3000 K	10.6	720	90		810-0202			
	4000 K	8.8	480	90	810-0210				
	4000 K	10.6	720	90		810-0212			
IP20							excl.	48V DC CE	A++
1020x23 H:43	2700 K	11	600	90	810-0220				
	2700 K	13.2	900	90		810-0222			
	3000 K	11	600	90	810-0230				
	3000 K	13.2	900	90		810-0232			
	4000 K	11	600	90	810-0240				
	4000 K	13.2	900	90		810-0242			
IP20							excl.	48V DC CE	A++
1220x23 H:43	2700 K	13.2	720	90	810-0250				
	2700 K	15.8	1080	90		810-0252			
	3000 K	13.2	720	90	810-0260				
	3000 K	15.8	1080	90		810-0262			
	4000 K	13.2	720	90	810-0270				
	4000 K	15.8	1080	90		810-0272			
IP20							excl.	48V DC CE	A++

SNOOKER

DIMENSION MM	LED	WATT	LUMEN	CRI	ART.-NO STANDARD	ART.-NO DALI-DIM	1-29	TECHN. OPTIONS	€ STANDARD	€ DALI-DIM
Ø72 H:2000	2700 K	6.5	280	90	810-0100	810-0102	◆	T		
	3000 K	6.5	310	90	810-0110	810-0112	◆	T		
	4000 K	6.5	330	90	810-0120	810-0122	◆	T		
IP20							excl.	48V DC CE	A++	

SUSP. CABLE COLOR+LENGTH: 01 03 05 07 09 / 02 04 06 08 10 — 2000 / 4000

ORDER EXAMPLE: ◆ T **810-0112 - 03 01** (2 m, white, black)

SNOOKER SHINE

DIMENSION MM	LED	WATT	LUMEN	CRI	ART.-NO STANDARD	ART.-NO DALI-DIM	1-29	TECHN. OPTIONS	€ STANDARD	€ DALI-DIM
Ø72 H:2000	2700 K	6.5	280	90	810-0130	810-0132	◆	⬭ T		
	3000 K	6.5	310	90	810-0140	810-0142	◆	⬭ T		
	4000 K	6.5	330	90	810-0150	810-0152	◆	⬭ T		
IP20							excl.	48V DC CE	A++	

SHINERING: ⬭ 01 02 03 04 05 06

SUSP. CABLE COLOR+LENGTH: 01 03 05 07 09 / 02 04 06 08 10 — 2000 / 4000

ORDER EXAMPLE: ◆ ⬭ T **810-0130 - 03 04 10** (4 m, white, red, green)

Hinweise zu technischen Angaben auf Seite 893 | *Technical data are subject to our data policy on page 893*

HANGOVER PLUG 30



DIMENSION MM	LED	WATT	LUMEN MAX.	CRI	ART.-NO STANDARD	ART.-NO DALI-DIM	1-29	1-29	TECHN. OPTIONS
Ø28 H: 150	2700 K	7	328	90	810-0410	810-0413	◆	▲	
	3000 K	7	363	90	810-0411	810-0414	◆	▲	
	4000 K	7	386	90	810-0412	810-0415	◆	▲	
IP20						48V DC	excl.	0,5m	A++

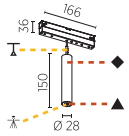



DIMENSION MM	LED	WATT	LUMEN MAX.	CRI	ART.-NO STANDARD	ART.-NO DALI-DIM	1-29	1-29	TECHN. OPTIONS
Ø28 H: 300	2700 K	7	328	90	810-0423	810-0426	◆	▲	
	3000 K	7	363	90	810-0424	810-0427	◆	▲	
	4000 K	7	386	90	810-0425	810-0428	◆	▲	
IP20						48V DC	excl.	0,5m	A++

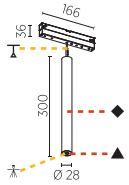



DIMENSION MM	LED	WATT	LUMEN MAX.	CRI	ART.-NO STANDARD	ART.-NO DALI-DIM	1-29	1-29	TECHN. OPTIONS
Ø28 H: 450	2700 K	7	328	90	810-0436	810-0439	◆	▲	
	3000 K	7	363	90	810-0437	810-0440	◆	▲	
	4000 K	7	386	90	810-0438	810-0441	◆	▲	
IP20						48V DC	excl.	0,5m	A++

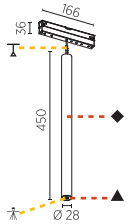

LENS ...24 ...32 ...58 STANDARD ...34 ...55 LFO
24° 32° 58° 34° 55°

SUSP. CABLE COLOR+LENGTH
01 03 05 07 09 2000
02 04 06 08 10 4000

ORDER EXAMPLE: ◆ ▲ 🚶 🚶
810-0412 - 03 03 34 01
white white 34° lfo black 2 m

HANGOVER PLUG 30 SHINE



DIMENSION MM	LED	WATT	LUMEN MAX.	CRI	ART.-NO STANDARD	ART.-NO DALI-DIM	1-29	1-29	TECHN. OPTIONS
Ø28 H: 150	2700 K	7	328	90	810-0416	810-0419	◆	▲	
	3000 K	7	363	90	810-0417	810-0420	◆	▲	
	4000 K	7	386	90	810-0418	810-0421	◆	▲	
IP20						excl.	0,5m	48V DC	A++

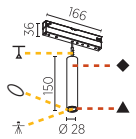



DIMENSION MM	LED	WATT	LUMEN MAX.	CRI	ART.-NO STANDARD	ART.-NO DALI-DIM	1-29	1-29	TECHN. OPTIONS
Ø28 H: 300	2700 K	7	328	90	810-0429	810-0432	◆	▲	
	3000 K	7	363	90	810-0430	810-0433	◆	▲	
	4000 K	7	386	90	810-0431	810-0434	◆	▲	
IP20						excl.	0,5m	48V DC	A++

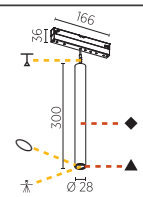



DIMENSION MM	LED	WATT	LUMEN MAX.	CRI	ART.-NO STANDARD	ART.-NO DALI-DIM	1-29	1-29	TECHN. OPTIONS
Ø28 H: 450	2700 K	7	328	90	810-0442	810-0445	◆	▲	
	3000 K	7	363	90	810-0443	810-0446	◆	▲	
	4000 K	7	386	90	810-0444	810-0447	◆	▲	
IP20						excl.	0,5m	48V DC	A++

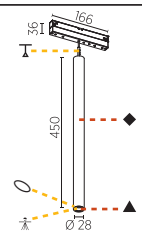

LENS ...24 ...32 ...58 STANDARD
24° 32° 58°

SHINERING 1... 2... 3... 4... 5... 6...

SUSP. CABLE COLOR+LENGTH
...1 ...3 ...5 ...7 ...9 2000
...2 ...4 ...6 ...8 ...0 4000

ORDER EXAMPLE: ◆ ▲ 🚶 ○ 🚶
810-0443 - 03 03 24 4 0
white white 24° red 4 m green

HANGOVER 40

CRI 90 **IP20** incl. 48V DC A++

	DIMENSION MM	WATT	LUMEN MAX.	ART.-Nº STANDARD	ART.-Nº DALI-DIM	1-29	1-29	TECHNIC OPTIONS
	Ø40 L:150	10	843	810-0600	810-0602	◆	▲	CCT
	Ø40 L:300	10	843	810-0610	810-0612	◆	▲	CCT
	Ø40 L:450	10	843	810-0620	810-0622	◆	▲	CCT

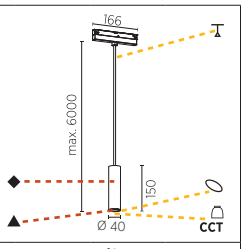

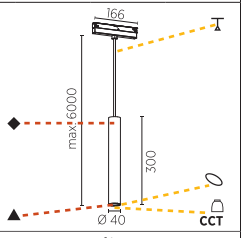

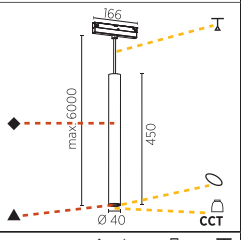

CCT: 27 30 40 — 2700 K 3000 K 4000 K

REFLECTOR FWHM: 40 50 — 40° 50°

SHINERING X: 00 01 02 03 04 05 06

SUSP. CABLE COLOR+LENGTH: 01 02 03 04 06 07 08 09 — 2000 / 6000

O. EXAMPLE: **810-0612 -** ◆ **03** ▲ **03** CCT **27** **40** **00** **04**
(◆ white, ▲ white, CCT dir.: 2700K, 40°, no ring, 2000 mm red)

HANGOVER PLUG 40

CRI 90 **IP20** incl. 48V DC A++

	DIMENSION MM	WATT	LUMEN MAX.	STANDARD	ART.-Nº DALI-DIM	CASAMBI	1-29	1-29	TECHNIC OPTIONS
	Ø40 L:150	10	843	810-0530	810-0532		◆	▲	CCT
	Ø40 L:300	10	843	810-0540	810-0542		◆	▲	CCT
	Ø40 L:450	10	843	810-0550	810-0552		◆	▲	CCT

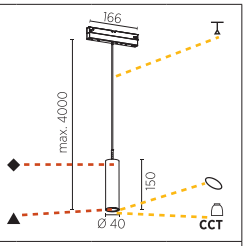

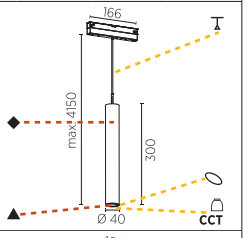

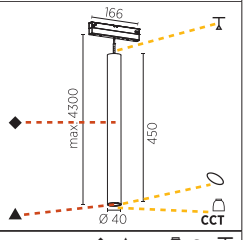

CCT: 27 30 40 — 2700 K 3000 K 4000 K

REFLECTOR FWHM: 40 50 — 40° 50°

SHINERING X: 00 01 02 03 04 05 06

SUSP. CABLE COLOR+LENGTH: 01 03 05 07 09 02 04 06 08 10 — 2000 / 4000

O. EXAMPLE: **810-0532-** ◆ **03** ▲ **03** CCT **27** **40** **01** **08**
(◆ white, ▲ white, CCT dir.: 2700K, 40°, white ring, red 4000)

Hinweise zu technischen Angaben auf Seite 893 | *Technical data are subject to our data policy on page 893*

HANGOVER 75

CRI 90 **IP20** incl. 48V DC A++

DIMENSION MM	WATT	LUMEN MAX.	STANDARD	ART.-Nº DALI-DIM	CASAMBI	1-29	1-29	TECHNIC OPTIONS
Ø75 L:150	10	923	810-0490	810-0492		◆	▲	CCT
Ø75 L:150	20	1821	810-0500	810-0502		◆	▲	CCT CCTi
Ø75 L:300	10	923	810-0510	810-0512		◆	▲	CCT
Ø75 L:300	20	1821	810-0520	810-0522		◆	▲	CCT CCTi

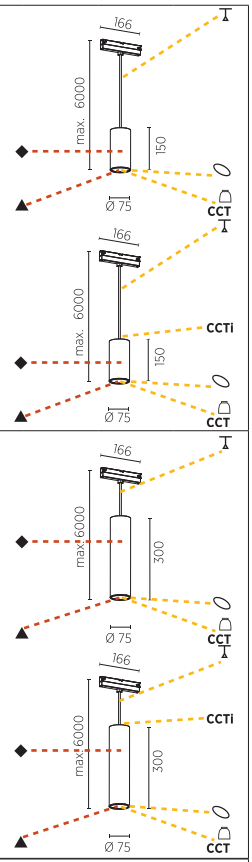

CCT 27 30 40
C. TEMP.: 2700K 3000K 4000K
CCTi 27 30 40

REFLECTOR FWHM 18 36 52 / 18° 36° 52°

SHINERING X 00 01 02 03 04 05 06

SUSP. CABLE COLOR+LENGTH
01 02 03 04 06 07 08 09 — 6000 2000

O. EXAMPLE: ◆ ▲ CCT CCTi
810-0520- 03 03 27 40 02 09 40
white white dtr. 2700K 40° yellow red 6000 mm ind. 4000K

HANGOVER PLUG 75

CRI 90 **IP20** incl. 48V DC A++

DIMENSION MM	WATT	LUMEN MAX.	STANDARD	ART.-Nº DALI-DIM	CASAMBI	1-29	1-29	TECHNIC OPTIONS
Ø75 L:150	6	432	810-0470	810-0472		◆	▲	CCT
Ø75 L:150	9.5	778	810-0480	810-0482		◆	▲	CCT CCTi

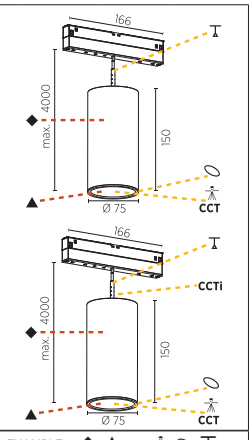

CCT 27 30 40
C. TEMP.: 2700K 3000K 4000K
CCTi 27 30 40

LENS ...09 ...24 ...39 / 9° 24° 39°

STANDARD

SHINERING X 00 01 02 03 04 05 06

SUSP. CABLE COLOR+LENGTH
01 03 05 07 09 — 4000 2000
02 04 06 08 10

EXAMPLE: ◆ ▲ CCT CCTi
810-0482 03 03 27 24 00 07 40
white white dtr. 2700K 24° no ring red 2000 ind. 4000K

KANN-ZUBEHÖR › CAN-HAVE ACCESSORY

DIMENSION MM	ART.-NO STANDARD	1-6
Ø71	800-1080Y	◆
Ø71	800-1080O	◆
Ø71	800-1080R	◆
Ø71	800-1080B	◆
Ø71	800-1080G	◆



INDIREKT DIFFUSOR
INDIRECT DIFFUSER

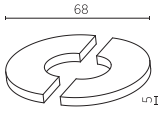

CLICKTRACK
50



INSPIRATION | BIEFFE

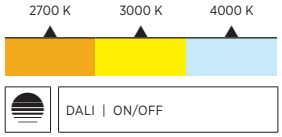

CLICKTRACK 50 ist ein elegantes randloses Profilsystem für vielfältige Beleuchtungsaufgaben. So lassen sich etwa die voll verstellbaren CENTRIQ-Spots komplett verborgen im Kanal montieren – werkzeugfrei und mit verbessertem Klickmechanismus, wie alle anderen Einsätze auch. Die DALI Powerline Communication ermöglicht die individuelle Steuerung jeder einzelnen Leuchte. CLICKTRACK 50 lässt sich in Decken und Wände einbauen.

CLICKTRACK 50 is an elegant borderless profile system for a variety of lighting tasks. Thanks to the new click system, the fully adjustable CENTRIQ spots and all other inserts can be easily mounted in the track, fully concealed, without the use of any tools. Powerline communication allows full DALI control of every single luminaire installed. CLICKTRACK 50 can be installed in ceilings and walls.

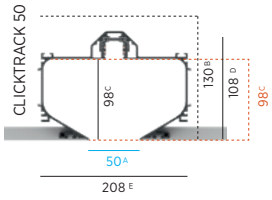

A: Opening width | B: Recess depth
C: Opening depth | D: Profile height
E: Width including mounting brackets

channel available in:

02

EASY MOUNTING



Alle Spots werden einfach und werkzeugfrei durch Klick befestigt. Das Kabel der Pendelvarianten ist jederzeit flexibel kürz- oder verlängerbar.

All spots are mounted simply by clicking them into the track, without the need for tools. The cable of the pendulum variants can be flexibly shortened or extended at any time.

INTEGRATED HINGE



Im Fokus des minimalistischen Designs stehen die perfekte Kühlung und ein integriertes Spezialgelenk.

The minimalist design focuses on perfect cooling and an integrated special joint.

FULL ADJUSTABILITY

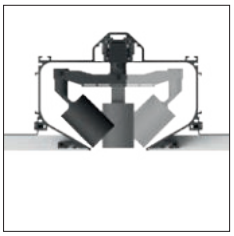

Ein ausgereiftes Mehrachssystem ermöglicht eine beliebige Justierung der verborgenen und vollständig integrierten Spots.

A sophisticated multi-axis system allows any adjustment of the hidden and fully integrated spots.

MIX & MATCH



Ergänzend zu den Gelenkstrahlern können auch die Snooker- und Hangover-Plug-Einsätze verwendet werden.

The snooker and hangover plug inserts can also be used in addition to the articulated spotlights.

EXAMPLE



MECHANICAL AND ELECTRICAL CONNECTION



COMPLETELY HIDDEN SPOTS (Ø 30)

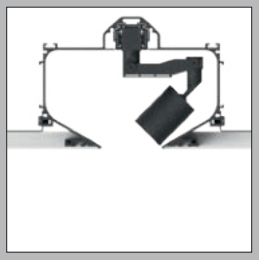

3 SIZES OF 48 V SPOTS



01 02 03 04 05 07 08 09 12 13 15 16 17 18 19 20 21 22 23 24 25 26 27 28 29

RAL Classic or any other special color on request

KOMPONENTEN > COMPONENTS		DIMENSION MM	L	ART.-NO STANDARD	DALI-DIM		TECHN. OPTIONS		
	ALUMINIUM PROFIL SCHWARZ *ALUMINIUM PROFILE BLACK*	W: 209 H:108	per meter	140-0253			⬆		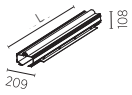
		1000x209 H:108		140-0230			⬆		
		2000x209 H:108		140-0231			⬆		
		3000x209 H:108		140-0232			⬆		
	ENDDECKEL SCHWARZ *END CAP BLACK*	145x9 H:108		140-0234					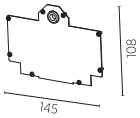
	LINIENVERBINDER SCHWARZ *LINEAR COUPLER BLACK*	142x18 H:16		140-0235					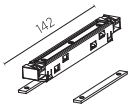
	EINSPEISUNG 48V SCHWARZ *POWER FEED 48V BLACK*	143x18 H:16		140-0236					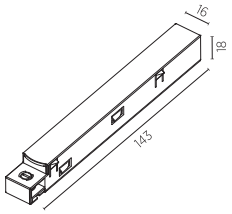
	ECKVERBINDER 90° SCHWARZ *CORNER COUPLER 90° BLACK*	1118x1118 H:108		140-0237			⬆		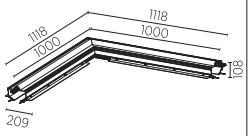
	VERSORGUNGSEINHEIT 48V 150W *POWER SUPPLY UNIT 48V 150W*	235x100 H:32		14-00527					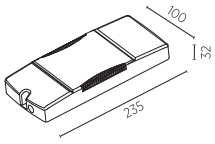
	VERSORGUNGSEINHEIT DALI 48V 150W DIM *POWER SUPPLY UNIT DALI 48V 150W DIM*	235x100 H:32			14-00528				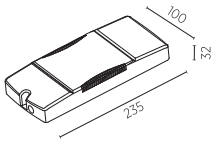
	MONTAGEHILFE *FRAME ALIGNMENT KIT*	160x50 H:19		140-0239					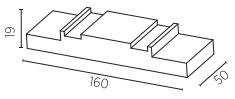
						CEILING THICKNESS	10 12 15 ⬆ 10 12.5 15		ORDER EXAMPLE: ⬆ **140-0232 - 10** (10 mm)

HANGOVER PLUG 30



DIMENSION MM	LED	WATT	LUMEN MAX.	CRI	ART.-NO STANDARD	ART.-NO DALI-DIM	1-29	1-29	TECHN. OPTIONS
Ø28 H: 150	2700 K	7	328	90	810-0410	810-0413	◆	▲	
	3000 K	7	363	90	810-0411	810-0414	◆	▲	
	4000 K	7	386	90	810-0412	810-0415	◆	▲	
IP20						48V DC	excl.	0,5m	A++

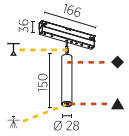



DIMENSION MM	LED	WATT	LUMEN MAX.	CRI	ART.-NO STANDARD	ART.-NO DALI-DIM	1-29	1-29	TECHN. OPTIONS
Ø28 H: 300	2700 K	7	328	90	810-0423	810-0426	◆	▲	
	3000 K	7	363	90	810-0424	810-0427	◆	▲	
	4000 K	7	386	90	810-0425	810-0428	◆	▲	
IP20						48V DC	excl.	0,5m	A++

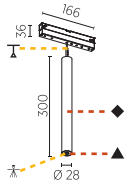



DIMENSION MM	LED	WATT	LUMEN MAX.	CRI	ART.-NO STANDARD	ART.-NO DALI-DIM	1-29	1-29	TECHN. OPTIONS
Ø28 H: 450	2700 K	7	328	90	810-0436	810-0439	◆	▲	
	3000 K	7	363	90	810-0437	810-0440	◆	▲	
	4000 K	7	386	90	810-0438	810-0441	◆	▲	
IP20						48V DC	excl.	0,5m	A++

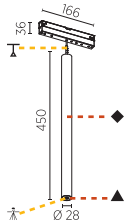

LENS ...24 24° ...32 32° ...58 58° STANDARD ...34 34° ...55 55° LFO

SUSP. CABLE COLOR+LENGTH 01 03 05 07 09 / 02 04 06 08 10 2000 4000

ORDER EXAMPLE: ◆ ▲ 810-0412 - 03 03 34 01 white white 34° lfo black 2 m

HANGOVER PLUG 30 SHINE



DIMENSION MM	LED	WATT	LUMEN MAX.	CRI	ART.-NO STANDARD	ART.-NO DALI-DIM	1-29	1-29	TECHN. OPTIONS
Ø28 H: 150	2700 K	7	328	90	810-0416	810-0419	◆	▲	
	3000 K	7	363	90	810-0417	810-0420	◆	▲	
	4000 K	7	386	90	810-0418	810-0421	◆	▲	
IP20						excl.		0,5m	48V DC A++

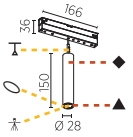



DIMENSION MM	LED	WATT	LUMEN MAX.	CRI	ART.-NO STANDARD	ART.-NO DALI-DIM	1-29	1-29	TECHN. OPTIONS
Ø28 H: 300	2700 K	7	328	90	810-0429	810-0432	◆	▲	
	3000 K	7	363	90	810-0430	810-0433	◆	▲	
	4000 K	7	386	90	810-0431	810-0434	◆	▲	
IP20						excl.		0,5m	48V DC A++

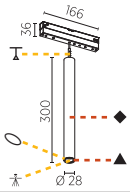



DIMENSION MM	LED	WATT	LUMEN MAX.	CRI	ART.-NO STANDARD	ART.-NO DALI-DIM	1-29	1-29	TECHN. OPTIONS
Ø28 H: 450	2700 K	7	328	90	810-0442	810-0445	◆	▲	
	3000 K	7	363	90	810-0443	810-0446	◆	▲	
	4000 K	7	386	90	810-0444	810-0447	◆	▲	
IP20						excl.		0,5m	48V DC A++

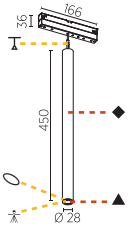

LENS ...24 24° ...32 32° ...58 58° STANDARD

SHINERING 1... 2... 3... 4... 5... 6...

SUSP. CABLE COLOR+LENGTH ...1 ...3 ...5 ...7 ...9 / ...2 ...4 ...6 ...8 ...0 2000 4000

ORDER EXAMPLE: ◆ ▲ 810-0443 - 03 03 24 4 0 white white 24° red 4 m green

HANGOVER 40

CRI 90 **IP20** incl. 48V DC A++

	DIMENSION MM	WATT	LUMEN MAX.	ART.-Nº STANDARD	ART.-Nº DALI-DIM	1-29	1-29	TECHNIC OPTIONS	
	Ø40 L:150	10	843	810-0600	810-0602	◆	▲	CCT	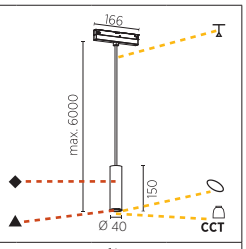
	Ø40 L:300	10	843	810-0610	810-0612	◆	▲	CCT	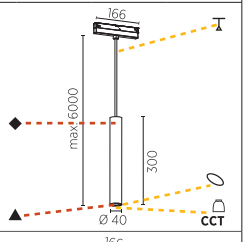
	Ø40 L:450	10	843	810-0620	810-0622	◆	▲	CCT	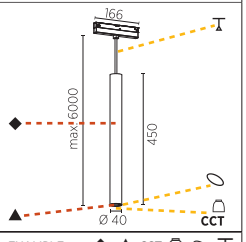

CCT 27 30 40 — 2700 K 3000 K 4000 K

REFLECTOR FWHM 40 50 — 40° 50°

SHINERING X 00 01 02 03 04 05 06

SUSP. CABLE COLOR+LENGTH 01 02 03 04 / 06 07 08 09 — 2000 / 6000

O. EXAMPLE: **810-0612 -** ◆ **03** ▲ **03** CCT **27** **40** **00** **04** 2000 mm (white / white / dir.: 2700K / 40° / no ring / red)

HANGOVER PLUG 40

CRI 90 **IP20** incl. 48V DC A++

	DIMENSION MM	WATT	LUMEN MAX.	STANDARD	ART.-Nº DALI-DIM	1-29	1-29	TECHNIC OPTIONS	
	Ø40 L:150	10	843	810-0530	810-0532	◆	▲	CCT	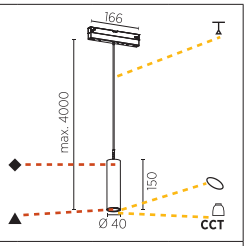
	Ø40 L:300	10	843	810-0540	810-0542	◆	▲	CCT	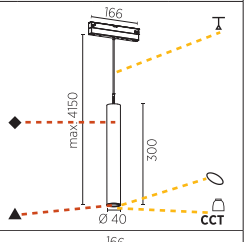
	Ø40 L:450	10	843	810-0550	810-0552	◆	▲	CCT	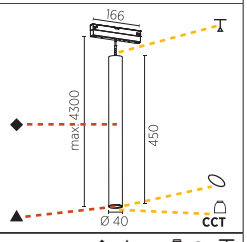

CCT 27 30 40 — 2700 K 3000 K 4000 K

REFLECTOR FWHM 40 50 — 40° 50°

SHINERING X 00 01 02 03 04 05 06

SUSP. CABLE COLOR+LENGTH 01 03 05 07 09 / 02 04 06 08 10 — 2000 / 4000

O. EXAMPLE: **810-0532-** ◆ **03** ▲ **03** CCT **27** **40** **01** **08** (white / white / dir.: 2700K / 40° / white ring / red 4000)

Hinweise zu technischen Angaben auf Seite 893 | *Technical data are subject to our data policy on page 893*

HANGOVER 75

CRI 90 **IP20** incl. 48V DC

DIMENSION MM	WATT	LUMEN MAX.	STANDARD	ART.-Nº DALI-DIM	1-29	1-29	TECHNIC OPTIONS
Ø75 L:150	10	923	810-0490	810-0492	◆	▲	CCT
Ø75 L:150	20	1821	810-0500	810-0502	◆	▲	CCT CCTi
Ø75 L:300	10	923	810-0510	810-0512	◆	▲	CCT
Ø75 L:300	20	1821	810-0520	810-0522	◆	▲	CCT CCTi

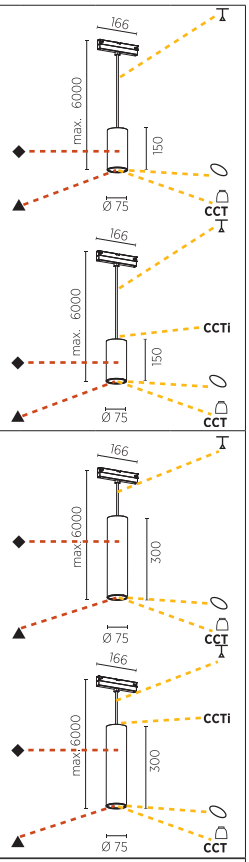

CCT 27 30 40 — C. TEMP.: 2700K 3000K 4000K — **CCTi** 27 30 40

REFLECTOR FWHM 18 36 52 — 18° 36° 52°

SHINERING X 00 01 02 03 04 05 06

SUSP. CABLE COLOR+LENGTH 01 02 03 04 / 06 07 08 09 — 2000 / 6000

O. EXAMPLE: ◆ ▲ CCT CCTi — **810-0520- 03 03 27 40 02 09 40**
white · white · dir: 2700K · 40° · yellow · 6000 mm · red · ind: 4000K

HANGOVER PLUG 75

CRI 90 **IP20** incl. 48V DC

DIMENSION MM	WATT	LUMEN MAX.	STANDARD	ART.-Nº DALI-DIM	1-29	1-29	TECHNIC OPTIONS
Ø75 L:150	6	432	810-0470	810-0472	◆	▲	CCT
Ø75 L:150	9.5	778	810-0480	810-0482	◆	▲	CCT CCTi

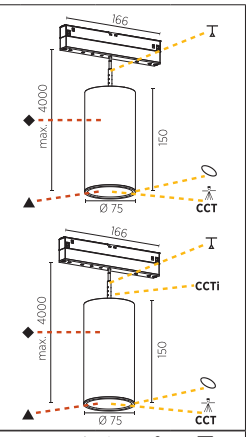

CCT 27 30 40 — C. TEMP.: 2700K 3000K 4000K — **CCTi** 27 30 40

LENS ...09 ...24 ...39 STANDARD — 9° 24° 39°

SHINERING X 00 01 02 03 04 05 06

SUSP. CABLE COLOR+LENGTH 01 03 05 07 09 / 02 04 06 08 10 — 2000 / 4000

EXAMPLE: ◆ ▲ CCT CCTi — **810-0482 03 03 27 24 00 07 40**
white · white · dir: 2700K · 24° · no ring · red 2000 · ind: 4000K

KANN-ZUBEHÖR › CAN-HAVE ACCESSORY

DIMENSION MM	ART.-NO STANDARD	1-6
Ø71	800-1080Y	◆
Ø71	800-1080O	◆
Ø71	800-1080R	◆
Ø71	800-1080B	◆
Ø71	800-1080G	◆



INDIREKT DIFFUSOR
INDIRECT DIFFUSER

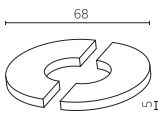

CENTRIQ



DIMENSION MM	LED	WATT	LUMEN MAX.	CRI	ART.-NO STANDARD	ART.-NO DALI-DIM	1-29	1-29	TECHN. OPTIONS
Ø30 H:154	2700 K	4.4	250	90	140-0530	140-0532	◆	▲	
	3000 K	4.4	270	90	140-0540	140-0542	◆	▲	
	4000 K	4.4	290	90	140-0550	140-0552	◆	▲	
IP20							excl.		48V DC CE A++
Ø40 H:168	2700 K	6.5	360	90	140-0470	140-0472	◆	▲	
	3000 K	6.5	390	90	140-0480	140-0482	◆	▲	
	4000 K	6.5	420	90	140-0490	140-0492	◆	▲	
IP20 s/s 10°							excl.		48V DC CE A++
Ø40 H:168	2700 K	6.5	468	90	140-0560	140-0562	◆	▲	1
	3000 K	6.5	490	90	140-0570	140-0572	◆	▲	1
	4000 K	6.5	520	90	140-0580	140-0582	◆	▲	1
IP20							excl.		48V DC CE A++
Ø55 H:192	2700 K	9.2	486	90	140-0500	140-0502	◆	▲	
	3000 K	9.2	524	90	140-0510	140-0512	◆	▲	
	4000 K	9.2	548	90	140-0520	140-0522	◆	▲	
IP20 s/s 9°							excl.		48V DC CE A++
Ø55 H:192	2700 K	12	720	90	140-0590	140-0592	◆	▲	2
	3000 K	12	760	90	140-0600	140-0602	◆	▲	2
	4000 K	12	820	90	140-0610	140-0612	◆	▲	2
IP20							excl.		48V DC CE A++

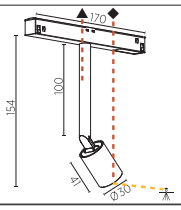

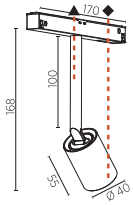

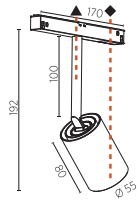

LENS 24 32 — 24° 32°

1 BEAM ANGLE 20 31 36 40 50 — 20° 31° 36° 40° 50°

2 BEAM ANGLE 15 17 25 33 35 46 — 15° 17° 25° 33° 35° 46°

ORDER EXAMPLE: ◆ ▲ 24 — **140-0530 - 02 03 24** (02 black, 03 white, 24 24°)

CENTRIQ HOLLOW



DIMENSION MM	LED	WATT	LUMEN MAX.	CRI	ART.-NO STANDARD	ART.-NO DALI-DIM	1-29	TECHN. OPTIONS
Ø30 H:80	2700 K	4.4	250	90	140-0350	140-0352	◆	
	3000 K	4.4	270	90	140-0360	140-0362	◆	
	4000 K	4.4	290	90	140-0370	140-0372	◆	
IP20							excl.	48V DC CE A++

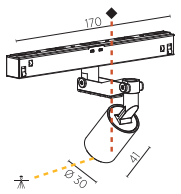

LENS 24 32 — 24° 32°

ORDER EXAMPLE: ◆ 24 — **140-0352 - 02 24** (02 black, 24 24°)

SNOOKER



DIMENSION MM	LED	WATT	LUMEN	CRI	ART.-NO STANDARD	ART.-NO DALI-DIM	1-29	TECHN. OPTIONS
Ø72 H:2000	2700 K	6.5	280	90	810-0100	810-0102	◆	
	3000 K	6.5	310	90	810-0110	810-0112	◆	
	4000 K	6.5	330	90	810-0120	810-0122	◆	
IP20							excl.	48V DC CE A++

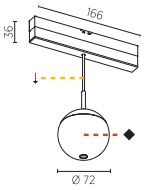

SUSP. CABLE COLOR+LENGTH — 01 03 05 07 09 / 02 04 06 08 10 — 2000 / 4000

ORDER EXAMPLE: ◆ ⇣ — **810-0120 - 02 01** (02 black, 01 black 2000)

SNOOKER SHINE



DIMENSION MM	LED	WATT	LUMEN	CRI	ART.-NO STANDARD	ART.-NO DALI-DIM	1-29	TECHN. OPTIONS	€ STANDARD	€ DALI-DIM
Ø72 H:2000	2700 K	6.5	280	90	810-0130	810-0132	◆	⬭ ⇣		
	3000 K	6.5	310	90	810-0140	810-0142	◆	⬭ ⇣		
	4000 K	6.5	330	90	810-0150	810-0152	◆	⬭ ⇣		
IP20							excl.		48V DC CE A++	

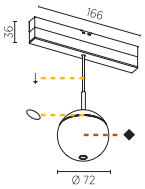

SHINERING ⬭ — 1... 2... 3... 4... 5... 6...

SUSP. CABLE COLOR+LENGTH — 01 03 05 07 09 / 02 04 06 08 10 — 2000 / 4000

ORDER EXAMPLE: ◆ ⬭ ⇣ — **810-0130 - 02 05 01** (02 black, 05 blue, 01 black 2000)

Hinweise zu technischen Angaben auf Seite 893 | *Technical data are subject to our data policy on page 893*



INSPIRATION | SIMONE EISATH

2.1

EINBAU
RECESSED

LEUCHTEN
LIGHTS

2.1

EINBAU | RECESSED
LEUCHTEN | LIGHTS

PI² › 222, 226

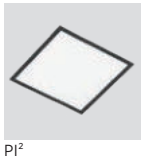
PI²
224

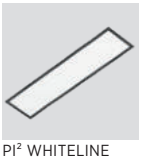
PI² WHITELINE
228

SMOOTHY › 230, 232


SMOOTHY
231

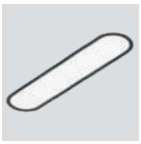
SMOOTHLINE
234

SIGN › 236


SIGN
238

GLORIOUS › 242, 246, 250

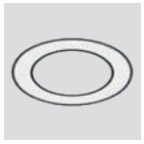
GLORIOUS
244


GLORIOUS SLIM
245


QUANTUM
248


VICTORY
251

DELIGHT › 252, 256, 260


GOOO!
254


GOOO!
FLOORWASH
254


LOLLIPOP ROUND
258

LOLLIPOP
SQUARE
258

STRING
262

STRING STEP
263

PI² STANDARD



PKF GRAZ, AUSTRIA | PHOTO: SIMON FISCHBACHER

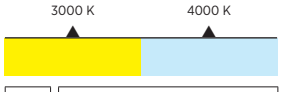



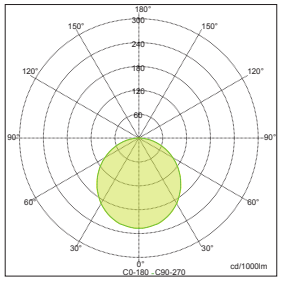

Sample:
ART. N° 21190- 03 01, 4000 K, OPAL

Ein schlichter Rahmen ist das signifikante Stilelement der Einbauvariante der Flächenleuchte PI². Er lässt sich sowohl in den 25 PROLICHT-Farben, wie auch in allen RAL-Farben veredeln. Die quadratische LED-Leuchte ist in drei Größen verfügbar und mit zwei unterschiedlichen Diffusoren bestückbar. Der DIFFUSER OPAL dient einer äußert homogenen Leuchtfläche, der MICRO-PRISM sorgt hingegen für ein perfektes blendfreies Arbeitslicht.

A simple frame is the significant style element of the installation variant of the PI² panel light. It can be finished in the 25 PROLICHT colors or in any of the RAL colors. The square LED light is available in three sizes and can be equipped with two different diffusers. The OPAL diffuser provides an extremely homogenous illuminated surface, while the MICRO-PRISM ensures perfect, glare-free working light.

ADJUSTABLE MOUNTING BRACKETS



Alle eingebauten Gehäuse sind mit Halterungen zur stufenlosen Justierung für Decken mit maximal 30 mm Stärke ausgestattet.

All enclosures are supplied with ceiling brackets for flush alignment. They are designed for a ceiling thickness with max. 30 mm.

OPAL / MICRO-PRISM DIFFUSER



Alle Leuchten können mit einem opalen Diffusor für eine gleichmäßige Lichtverteilung, oder einer mikro-prismatischen Abdeckung für einen erhöhten visuellen Komfort eingesetzt werden.

All luminaires can be used with an opal diffuser for even light distribution or a micro-prismatic cover for increased visual comfort.

ESD PROTECTION



Alle LED-Boards sind durch ein hochtransparentes Acrylglas vor elektrostatischen Entladungen (Electrostatic Discharge – ESD) und direktem Kontakt mit der LED geschützt.

All LED boards are protected from electrostatic discharge (ESD) and direct contact with the LED by a highly transparent acrylic glass.



COLOR

◆ RECESSING FRAME

RAL Classic or any other special color on request

SHAPE

DIMENSION		mm
340x340	410x410	640x640

ON REQUEST

ADDITIONAL OPTIONS
INDIVIDUAL SIZES
SPECIAL COLOR TEMPERATURE
SPECIAL CONTROL OPTIONS
INDIVIDUAL CEILING THICKNESS
RGB | TUNABLE WHITE
EMERGENCY LIGHTING
SPOT INSERTS
SPECIAL DIFFUSERS

OPTICS

CCT COLOR TEMPERATURE
3000 K
4000 K

DIFFUSER
OPAL DIFFUSER
MICRO PRISM

CONTROL
STANDARD ON | OFF
DALI

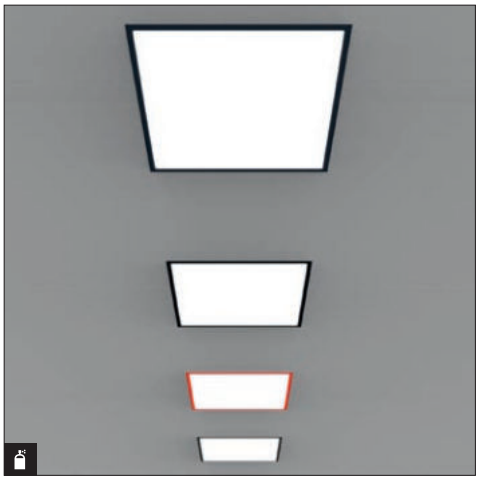

MAKE IT YOURS!

CONFIGURE ONLINE:
PROLICHT.AT/PI



PI²

IP20 incl. 160 10-30 50/60Hz 220-240V A++

DIMENSION MM	LED	WATT MAX.	LUMEN MAX.	CRI	ART.-NO STANDARD	ART.-NO DALI-DIM	1-29	TECHN. OPTIONS	
340x340 H: 150	3000 K	10.1	880	80	21450	21452	◆	D	
	4000 K	10.1	970	80	21460	21462	◆	D	
									325 x 325
410x410 H: 150	3000 K	12.4	1140	80	21070	21072	◆	D	
	4000 K	12.4	1180	80	21080	21082	◆	D	
									395 x 395
640x640 H: 150	3000 K	49.7	4550	80	21180	21182	◆	D	
	4000 K	49.7	4710	80	21190	21192	◆	D	
									625 x 625

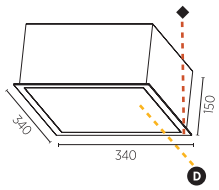

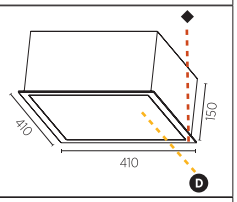

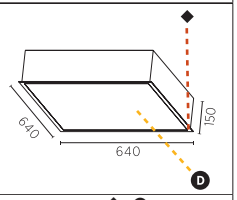

...01	...02	D
OPAL	MICRO-PRISM	DIFFUSER

ORDER EXAMPLE: ◆ D
21452 - 02 01
black opal



Hinweise zu technischen Angaben auf Seite 893 | *Technical data are subject to our data policy on page 893*

INSPIRATION | RENDERWERK

PI²
WHITELINE



INSPIRATION | RENDERING

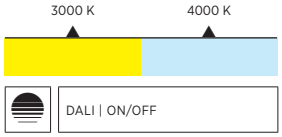

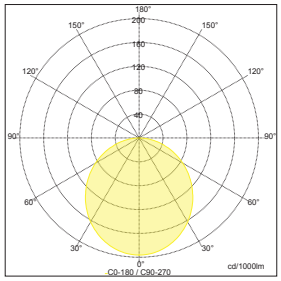

Sample:
ART. N° 210-1550- 03 01, 3000 K, OPAL

Das längliche, rechteckige Design der Flächenleuchte PI² Whiteline bringt Dynamik in die Raumgestaltung. Unterstützt wird dieser Effekt bei der Einbauvariante über den markanten Rahmen, der individuell in den 25 PROLICHT-Farben, wie auch in allen RAL-Farben, gestaltet werden kann. Für eine effektive und blendfreie Arbeitsplatzbeleuchtung sorgt der optionale MICRO-PRISM DIFFUSOR.

The elongated, rectangular design of the PI² Whiteline panel luminaire brings dynamism to interior design. This effect is supported by the installation variant of the eyecatching frame, which can be individually designed in the 25 PROLICHT colors, as well as any of the RAL colors. The optional MICRO-PRISM DIFFUSER ensures effective and glare-free workplace lighting.

STEPLESSLY ADJUSTABLE MOUNTING BRACKETS



Alle eingebauten Gehäuse sind mit Halterungen zur stufenlosen Justierung für Decken mit maximal 30 mm Stärke ausgestattet.

All enclosures are supplied with ceiling brackets for flush alignment. They are designed for a ceiling thickness with max. 30 mm.

OPAL / MICRO-PRISM DIFFUSER



Alle Leuchten können mit einem opalen Diffusor für eine gleichmäßige Lichtverteilung, oder einer mikro-prismatischen Abdeckung für einen erhöhten visuellen Komfort eingesetzt werden.

All luminaires can be used with an opal diffuser for even light distribution or a micro-prismatic cover for increased visual comfort.

ESD PROTECTION



Alle LED-Boards sind durch ein hochtransparentes Acrylglas vor elektrostatischen Entladungen (Electrostatic Discharge – ESD) und direktem Kontakt mit der LED geschützt.

All LED boards are protected from electrostatic discharge (ESD) and direct contact with the LED by a highly transparent acrylic glass.



COLOR

◆ RECESSING FRAME

RAL Classic or any other special color on request

SHAPE

DIMENSION			mm
640x235	940x235	1240x235	1540x235

ON REQUEST

ADDITIONAL OPTIONS
INDIVIDUAL SIZES
SPECIAL COLOR TEMPERATURE
SPECIAL CONTROL OPTIONS
INDIVIDUAL CEILING THICKNESS
RBG | TUNABLE WHITE
EMERGENCY LIGHTING
SPOT INSERTS
SPECIAL DIFFUSERS

OPTICS

CCT COLOR TEMPERATURE
3000 K
4000 K

DIFFUSER
OPAL DIFFUSER
MICRO PRISM

CONTROL
STANDARD ON | OFF
DALI



MAKE IT YOURS!

CONFIGURE ONLINE:
PROLICHT.AT/PI



PI² WHITELINE

IP20 | incl. | 160 | 10-25 | 50/60Hz 220-240V | A++

DIMENSION MM	LED	WATT MAX.	LUMEN MAX.	CRI	ART.-NO STANDARD	ART.-NO DALI-DIM	1-29	TECHN. OPTIONS	
640x235 H: 150	3000 K	19.1	1500	80	210-1550	210-1552	◆	D	
	4000 K	19.1	1640	80	210-1560	210-1562	◆	D	
									625 x 220
940x235 H: 150	3000 K	28.7	2240	80	210-1570	210-1572	◆	D	
	4000 K	28.7	2460	80	210-1580	210-1582	◆	D	
									925 x 220
1240x235 H: 150	3000 K	38.3	2990	80	210-1590	210-1592	◆	D	
	4000 K	38.3	3280	80	210-1600	210-1602	◆	D	
									1225 x 220
1540x235 H: 150	3000 K	47.8	3740	80	210-1610	210-1612	◆	D	
	4000 K	47.8	4110	80	210-1620	210-1622	◆	D	
									1525 x 220

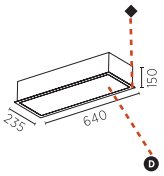

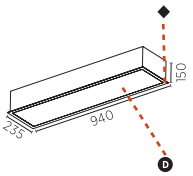

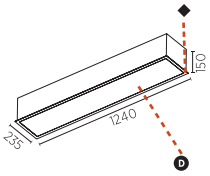

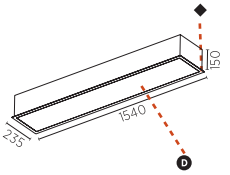

	...01	...02	D
	OPAL	MICRO-PRISM	DIFFUSER

ORDER EXAMPLE: ◆ D
210-1552 - 02 01
black opal



ARCHIVO HISTORICO BILBAO, SPAIN | PHOTO: AITOR ORTIZ | ARCHITECT: GONZALO CARRO | LIGHT PLANNING: IGNACIO FERNANDEZ

Hinweise zu technischen Angaben auf Seite 893 | *Technical data are subject to our data policy on page 893*



INSPIRATION | RENDERWERK

SMOOTHY
STANDARD



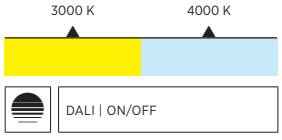

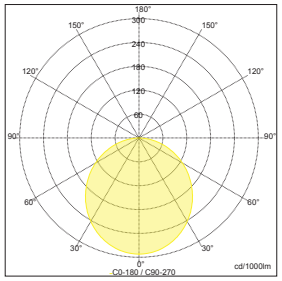

Sample:
ART. N° 21410- 03 01, 4000 K, OPAL

Der markante Rahmen im SOFT EDGE Design mit sanften Radien definiert den Look der SMOOTHY Leuchten als Einbauvariante. Er lässt sich sowohl in den 25 PROLICHT-Farben, wie auch in allen RAL-Tönen gestalten. Je nach Auswahl fügt sich die LED-Flächenleuchte harmonisch in die Raumgestaltung ein oder agiert als Blickfänger an der Decke. Verschiedene Diffusoren und Größen erweitern die Gestaltungsmöglichkeiten.

The striking frame in SOFT EDGE design with soft radii defines the look of the SMOOTHY luminaires as an installation variant. It can be designed in the 25 PROLICHT colors as well as any of the RAL tones. Depending on the selection, the LED surface light blends harmoniously into the interior design or acts as an eye-catcher on the ceiling. Various diffusers and sizes increase the design possibilities.

STEPLESSLY ADJUSTABLE MOUNTING BRACKETS



Alle eingebauten Gehäuse sind mit Halterungen zur stufenlosen Justierung für Decken mit maximal 30 mm Stärke ausgestattet.

All enclosures are supplied with ceiling brackets for flush alignment. They are designed for a ceiling thickness with max. 30 mm.

OPAL / MICRO-PRISM DIFFUSER



Alle Leuchten können mit einem opalen Diffusor für eine gleichmäßige Lichtverteilung, oder einer mikro-prismatischen Abdeckung für einen erhöhten visuellen Komfort eingesetzt werden.

All luminaires can be used with an opal diffuser for even light distribution or a micro-prismatic cover for increased visual comfort.

ESD PROTECTION



Alle LED-Boards sind durch ein hochtransparentes Acrylglas vor elektrostatischen Entladungen (Electrostatic Discharge – ESD) und direktem Kontakt mit der LED geschützt.

All LED boards are protected from electrostatic discharge (ESD) and direct contact with the LED by a highly transparent acrylic glass.

SOFT EDGE DESIGN



Der Kontrast zwischen weich geschwungenen Linien und kräftigen Konturen sorgt dafür, dass sich die Leuchte harmonisch in nahezu jedes Raumkonzept einfügt.

The contrast between softly curved lines and powerful contours ensures that the luminaire blends harmoniously into any room design.



COLOR

◆ RECESSING FRAME

RAL Classic or any other special color on request

SHAPE

DIMENSION mm

392x392 | 622x622 | 1222x622

OPTICS

COLOR TEMPERATURE

3000 K

4000 K

DIFFUSER

OPAL DIFFUSER

MICRO PRISM

ON REQUEST

ADDITIONAL OPTIONS

INDIVIDUAL SIZES

SPECIAL COLOR TEMPERATURE

SPECIAL CONTROL OPTIONS

SPECIAL DIFFUSERS

SMOOTHY

IP20 | incl. | 160 | 10-25 | 50/60Hz | 220-240V | A++

DIMENSION MM	LED	WATT MAX.	LUMEN MAX.	CRI	ART.-NO STANDARD	ART.-NO DALI-DIM	1-29	TECHN. OPTIONS	
392x392 H: 150	3000 K	12.4	1450	80	21340	21342	◆	D	
	4000 K	12.4	1500	80	21350	21352	◆	D	
									375 x 375
622x622 H: 150	3000 K	49.7	5780	80	21370	21372	◆	D	
	4000 K	49.7	5990	80	21380	21382	◆	D	
									605 x 605
1222x622 H: 150	3000 K	99.4	11570	80	21400	21402	◆	D	
	4000 K	99.4	11990	80	21410	21412	◆	D	
									1205 x 605

	...01	...02	D
	OPAL	MICRO-PRISM	DIFFUSER

ORDER EXAMPLE: ◆ D
21342 - 02 01
black opal

MAKE IT YOURS!
CONFIGURE ONLINE:
PROLICHT.AT/SMOOTHY



SMOOTHY
SMOOTHLINE



FORUM GUMMERSBACH, GERMANY | PHOTO: ANNIKA FEUSS | ARCHITECTURE: HPP ARCHITEKTEN DÜSSELDORF | LIGHT PLANNING: FLORIAN REISSMANN





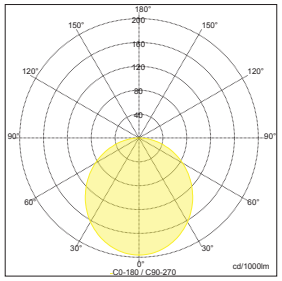

Sample:
ART. N° 210-1410- 03 01, 3000 K, OPAL

Die längliche Einbauversion SMOOTHLINE besticht durch ihre puristische Grundform und ihrem markanten, in 25 PROLICHT-Farben individualisierbaren Einbaurahmen im eleganten SOFT EDGE Design. Ob für Shops, Büros oder öffentliche Bereiche, die äußerst energieeffiziente LED-Flächenleuchte sorgt mit unterschiedlichen Diffusoren für eine angenehme Grund- oder eine blendfreie Arbeitsplatzbeleuchtung.

The elongated SMOOTHLINE recessed version captivates with its purist, basic shape and its distinctive, customizable mounting frame in 25 PROLICHT colors in the elegant SOFT EDGE design. Whether for shops, offices or public areas, the extremely energy-efficient LED surface light with different diffusers ensures pleasant basic or glare-free workplace lighting.

STEPLESSLY ADJUSTABLE MOUNTING BRACKETS



Alle eingebauten Gehäuse sind mit Halterungen zur stufenlosen Justierung für Decken mit maximal 30 mm Stärke ausgestattet.

All enclosures are supplied with ceiling brackets for flush alignment. They are designed for a ceiling thickness with max. 30 mm.

OPAL / MICRO-PRISM DIFFUSER



Alle Leuchten können mit einem opalen Diffusor für eine gleichmäßige Lichtverteilung, oder einer mikro-prismatischen Abdeckung für einen erhöhten visuellen Komfort eingesetzt werden.

All luminaires can be used with an opal diffuser for even light distribution or a micro-prismatic cover for increased visual comfort.

ESD PROTECTION



Alle LED-Boards sind durch ein hochtransparentes Acrylglas vor elektrostatischen Entladungen (Electrostatic Discharge – ESD) und direktem Kontakt mit der LED geschützt.

All LED boards are protected from electrostatic discharge (ESD) and direct contact with the LED by a highly transparent acrylic glass.

SOFT EDGE DESIGN



Der Kontrast zwischen weich geschwungenen Linien und kräftigen Konturen sorgt dafür, dass sich die Leuchte harmonisch in nahezu jedes Raumkonzept einfügt.

The contrast between softly curved lines and powerful contours ensures that the luminaire blends harmoniously into any room concept.



COLOR

◆ RECESSING FRAME

RAL Classic or any other special color on request

SHAPE

DIMENSION			mm
652x222	952x222	1252x222	1552x222

ON REQUEST

ADDITIONAL OPTIONS
INDIVIDUAL SIZES
SPECIAL COLOR TEMPERATURE
SPECIAL CONTROL OPTIONS
INDIVIDUAL CEILING THICKNESS
RBG | TUNABLE WHITE
EMERGENCY LIGHTING
SPOT INSERTS
SPECIAL DIFFUSERS

OPTICS

CCT COLOR TEMPERATURE
3000 K
4000 K

DIFFUSER
OPAL DIFFUSER
MICRO PRISM

CONTROL
STANDARD ON | OFF
DALI DIM



MAKE IT YOURS!

CONFIGURE ONLINE:
PROLICHT.AT/SMOOTHY



SMOOTHLINE

IP20 incl. 160 10-25 50/60Hz 220-240V

DIMENSION MM	LED	WATT MAX.	LUMEN MAX.	CRI	ART.-NO STANDARD	ART.-NO DALI-DIM	1-29	TECHN. OPTIONS	
652x222 H: 150	3000 K	19.1	1500	80	210-1410	210-1412	◆	D	
	4000 K	19.1	1640	80	210-1420	210-1422	◆	D	
									635 x 205
952x222 H: 150	3000 K	28.7	2240	80	210-1430	210-1432	◆	D	
	4000 K	28.7	2460	80	210-1440	210-1442	◆	D	
									935 x 205
1252x222 H: 150	3000 K	38.3	2990	80	210-1450	210-1452	◆	D	
	4000 K	38.3	3280	80	210-1460	210-1462	◆	D	
									1235 x 205
1552x222 H: 150	3000 K	47.8	3740	80	210-1470	210-1472	◆	D	
	4000 K	47.8	4110	80	210-1480	210-1482	◆	D	
									1535 x 205

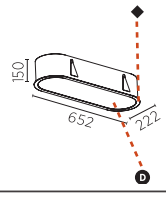

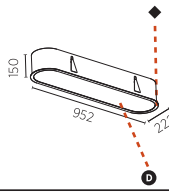

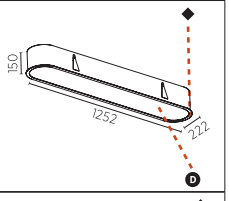

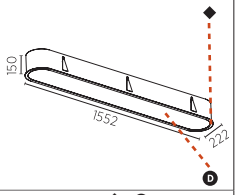

	...01	...02	
	OPAL	MICRO-PRISM	D DIFFUSER

ORDER EXAMPLE: ◆ D
210-1412 - 02 01
black opal

Hinweise zu technischen Angaben auf Seite 893 | *Technical data are subject to our data policy on page 893*

SIGN
STANDARD



AIRPORT LOUNGE INNSBRUCK, AUSTRIA | PHOTO: PETER PHILIPP | ARCHITECTURE & LIGHT PLANNING: NINA MAIR

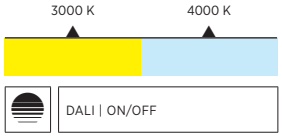

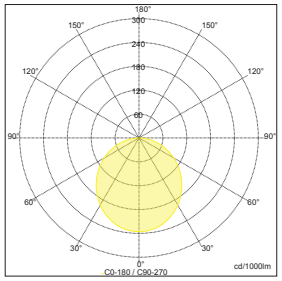

Sample:
ART. N° 21860- 03 01, 3000 K, OPAL

Überzeugt die LED-Rundleuchte SIGN als randlose Einbauvariante, mit einer präzisen und visuell äußerst dezent in die Decke geschnittenen Lichtöffnung, wird bei der Version SIGN mit Einbaurahmen der kreisförmige Rand gezielt in Szene gesetzt. In den PROLICHT-Farben gestaltbar und mit unterschiedlichen Diffusoren ausrüstbar, dient SIGN mit Einbaurahmen einer kreativen Akzentuierung mit Licht und Farbe.

If the SIGN LED circular luminaire is impressive as a trimless installation variant, with a precisely defined light opening that is very discreetly cut into the ceiling, the circular edge of the SIGN version with a recessed frame creates a deliberate focal point. Designed in the PROLICHT colors and equipped with different diffusers, SIGN with recessed frame makes for creative accentuation with light and color.

STEPLESSLY ADJUSTABLE MOUNTING BRACKETS



Alle eingebauten Gehäuse sind mit Halterungen zur stufenlosen Justierung für Decken mit maximal 30 mm Stärke ausgestattet.

All enclosures are supplied with ceiling brackets for flush alignment. They are designed for a ceiling thickness with max. 30 mm.

OPAL / MICRO-PRISM DIFFUSER



Alle Leuchten können mit einem opalen Diffusor für eine gleichmäßige Lichtverteilung, oder einer mikro-prismatischen Abdeckung für einen erhöhten visuellen Komfort eingesetzt werden.

All luminaires can be used with an opal diffuser for even light distribution or a micro-prismatic cover for increased visual comfort.

ESD PROTECTION



Alle LED-Boards sind durch ein hochtransparentes Acrylglas vor elektrostatischen Entladungen (Electrostatic Discharge – ESD) und direktem Kontakt mit der LED geschützt.

All LED boards are protected from electrostatic discharge (ESD) and direct contact with the LED by a highly transparent acrylic glass.



COLOR

◆ RECESSING FRAME

RAL Classic or any other special color on request

SHAPE

DIAMETER	mm
Ø 313	
Ø 393	
Ø 492	
Ø 670	
Ø 970	
Ø 1270	

ON REQUEST

ADDITIONAL OPTIONS
INDIVIDUAL SIZES
SPECIAL COLOR TEMPERATURE
SPECIAL CONTROL OPTIONS
INDIVIDUAL CEILING THICKNESS
RBG | TUNABLE WHITE
EMERGENCY LIGHTING
SPOT INSERTS
SPECIAL DIFFUSERS

OPTICS

CCT	COLOR TEMPERATURE
	3000 K
	4000 K

DIFFUSER
OPAL DIFFUSER
MICRO PRISM

CONTROL
STANDARD ON | OFF
DALI DIM



MAKE IT YOURS!

CONFIGURE ONLINE:
PROLICHT.AT/SIGN



SIGN

IP20 incl. 50/60Hz 220-240V A++

DIMENSION MM	LED	WATT MAX.	LUMEN MAX.	CRI	ART.-NO STANDARD	ART.-NO DALI-DIM	1-29	TECHN. OPTIONS				
Ø 313 H: 175	3000 K	14.6	1290	80	21860	21862	◆	D				
	4000 K	15.2	1360	80	21870	21872	◆	D				
									175	300	10-30	
Ø 393 H: 175	3000 K	22.9	2210	80	21880	21882	◆	D				
	4000 K	20.1	2020	80	21890	21892	◆	D				
									175	380	10-30	
Ø 492 H: 150	3000 K	31.9	3230	80	210-1930	210-1932	◆	D				
	4000 K	31.9	3550	80	210-1940	210-1942	◆	D				
									160	480	10-25	
Ø 670 H: 150	3000 K	60.6	6140	80	210-1490	210-1492	◆	D				
	4000 K	60.6	6740	80	210-1500	210-1502	◆	D				
									160	658	10-25	
Ø 970 H: 150	3000 K	118.0	11950	80	210-1510	210-1512	◆	D				
	4000 K	118.0	13120	80	210-1520	210-1522	◆	D				
									160	958	10-25	
Ø 1270 H: 150	3000 K	194.6	18880	80	210-1530	210-1532	◆					
	4000 K	194.6	20720	80	210-1540	210-1542	◆					
									160	1258	10-25	

...01 OPAL | ...02 MICRO-PRISM | D DIFFUSER

ORDER EXAMPLE: ◆ D
21862 - 02 01
black opal



TASTIES RESTAURANT, AUSTRIA | PHOTO: BIRGIT KÖLL

Hinweise zu technischen Angaben auf Seite 893 | *Technical data are subject to our data policy on page 893*



SAP CZ | PHOTO: BÁRA PRÁŠILOVÁ | ARCHITECTURE: S.H.S. ARCHITEKTI S.R.O | LIGHT PLANNING: PROLICHT CZECH



AIRPORT LOUNGE INNSBRUCK, AUSTRIA | PHOTO: PETER PHILIPP | ARCHITECTURE & LIGHT PLANNING: NINA MAIR


BRUCK



GLORIOUS
STANDARD | SLIM



OC MAX, POPRAD, CZECH REPUBLIC, PHOTO: IVAN BARTA | ARCHITEKT: MARTIN SVOBODA | LIGHT PLANNING: PROLICHT CZECH





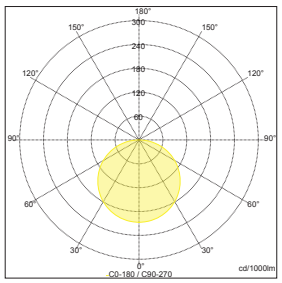

Sample:
ART. N° 210-1160- 03 01, 3000 K, OPAL

Wie große, bunte, leuchtende Icons wirken die Leuchten der GLORIOUS-Familie. Der schmale, dezente Einbaurahmen der runden LED-Einbauleuchte kann in den 25 PROLICHT-Farben gestaltet werden. Diffusoren für blendfreies Licht oder für eine sehr homogene Lichtfläche, unterschiedliche Durchmesser und Lichtfarben runden die vielfältigen Individualisierungsmöglichkeiten ab.

The lights of the GLORIOUS family look like big, colorful, glowing icons. The narrow, discreet installation frame of the round recessed LED luminaire can be designed in the 25 PROLICHT colors. Diffusers for glare-free light or for a very homogeneous light surface, different diameters and light colors round off the wide range of customization possibilities.

MOUNTING BRACKETS SLIM VERSION



Die SLIM-Variante ist mit einer speziell eingebauten Halterung ausgestattet. Diese ermöglicht eine einfache Montage für Räume mit einer Deckenstärke von bis max. 30 mm.

The SLIM variant is equipped with a special, integrated mounting bracket which allows easy installation for rooms with a ceiling thickness of up to max. 30 mm.

INTERNAL WHITE MIXING CHAMBER



Grundplatte und Seitenflanken bilden eine reinweiße Mischkammer. Diese sorgt für einen besonders hohen Wirkungsgrad und ein gleichmäßiges Lichtbild .

Base plate and side flanks form a pure white mixing chamber. This ensures a particularly high level of efficiency and a uniform light pattern.

ESD PROTECTION



Alle LED-Boards sind durch ein hochtransparentes Acrylglas vor elektrostatischen Entladungen (Electrostatic Discharge – ESD) und direktem Kontakt mit der LED geschützt.

All LED boards are protected from electrostatic discharge (ESD) and direct contact with the LED by a highly transparent acrylic glass.

OPAL / MICRO-PRISM DIFFUSER



Alle Leuchten können mit einem opalen Diffusor für eine gleichmäßige Lichtverteilung, oder einer mikro-prismatischen Abdeckung für einen erhöhten visuellen Komfort eingesetzt werden.

All luminaires can be used with an opal diffuser for even light distribution or a micro-prismatic cover for increased visual comfort.

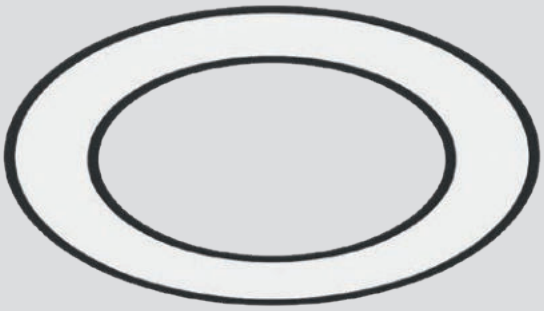

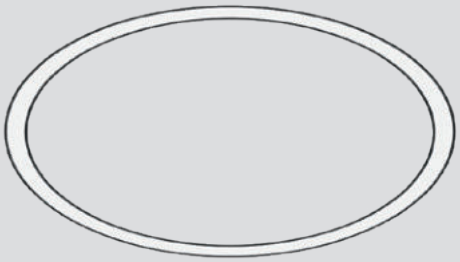

COLOR

◆ RECESSING FRAME

RAL Classic or any other special color on request

SHAPE

DIAMETER			STANDARD | mm
Ø 770	Ø 970	Ø 1270	Ø 1570
			SLIM | mm
Ø 816	Ø 1566	Ø 3016	Ø 5216

ON REQUEST

ADDITIONAL OPTIONS
INDIVIDUAL SIZES
SPECIAL COLOR TEMPERATURE
SPECIAL CONTROL OPTIONS
INDIVIDUAL CEILING THICKNESS
RBG | TUNABLE WHITE
EMERGENCY LIGHTING
SPOT INSERTS
SPECIAL DIFFUSERS

OPTICS

CCT	COLOR TEMPERATURE
	3000 K
	4000 K

	DIFFUSER
	OPAL DIFFUSER
	MICRO PRISM

	CONTROL
	STANDARD ON | OFF
	DALI DIM



MAKE IT YOURS!

CONFIGURE ONLINE:
PROLICHT.AT/GLORIOUS



GLORIOUS

IP20 | incl. | 120 | 10-15 | 50/60Hz 220-240V | CE | A++

DIMENSION MM	LED	WATT MAX.	LUMEN MAX.	CRI	ART.-NO STANDARD	ART.-NO DALI-DIM	1-29	TECHN. OPTIONS	
Ø 770 H: 110	3000 K	30.4	2820	80	210-1010	210-1012	◆	D	
	4000 K	30.4	2980	80	210-1020	210-1022	◆	D	
									760/440
Ø 970 H: 110	3000 K	45.5	4240	80	210-1060	210-1062	◆	D	
	4000 K	45.5	4480	80	210-1070	210-1072	◆	D	
									960/640
Ø 1270 H: 110	3000 K	60.7	5650	80	210-1110	210-1112	◆	D	
	4000 K	60.7	5970	80	210-1120	210-1122	◆	D	
									1260/940
Ø 1570 H: 110	3000 K	75.9	7060	80	210-1160	210-1162	◆	D	
	4000 K	75.9	7460	80	210-1170	210-1172	◆	D	
									1560/1240

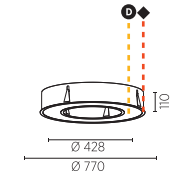

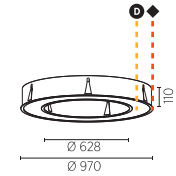

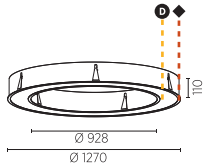

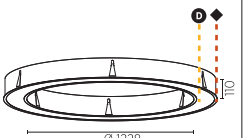

...01	...02	D
OPAL	MICRO-PRISM	DIFFUSER

ORDER EXAMPLE: ◆ D
210-1012 - 02 01
black opal



CONSCIENT GROUP, INDIA | PHOTO: ANDRE J. FANTHOME | ARCHITECTURE: IAAD | LIGHT PLANNING: DESIGN MATRIX



Hinweise zu technischen Angaben auf Seite 893 | *Technical data are subject to our data policy on page 893*

GLORIOUS SLIM

IP20 incl. 120 10-30 50/60Hz 220-240V A++

DIMENSION MM	LED	WATT MAX.	LUMEN MAX.	CRI	ART.-NO STANDARD	ART.-NO DALI-DIM	1-29	TECHN. OPTIONS	
Ø 816 H: 81	3000 K	52.8	5880	80	210-1970	210-1972	◆	D	
	4000 K	52.8	6130	80	210-1980	210-1982	◆	D	
									807/663
Ø 1566 H: 81	3000 K	105.6	13580	80	210-1990	210-1992	◆	D	
	4000 K	105.6	14140	80	210-2000	210-2002	◆	D	
									1557/1413
Ø 3016 H: 81	3000 K	211.2	27160	80	210-2010	210-2012	◆	D	
	4000 K	211.2	28290	80	210-2020	210-2022	◆	D	
									3007/2863
Ø 5216 H: 81	3000 K	369.6	47520	80	210-2030	210-2032	◆	D	
	4000 K	369.6	49500	80	210-2040	210-2042	◆	D	
									5207/5063

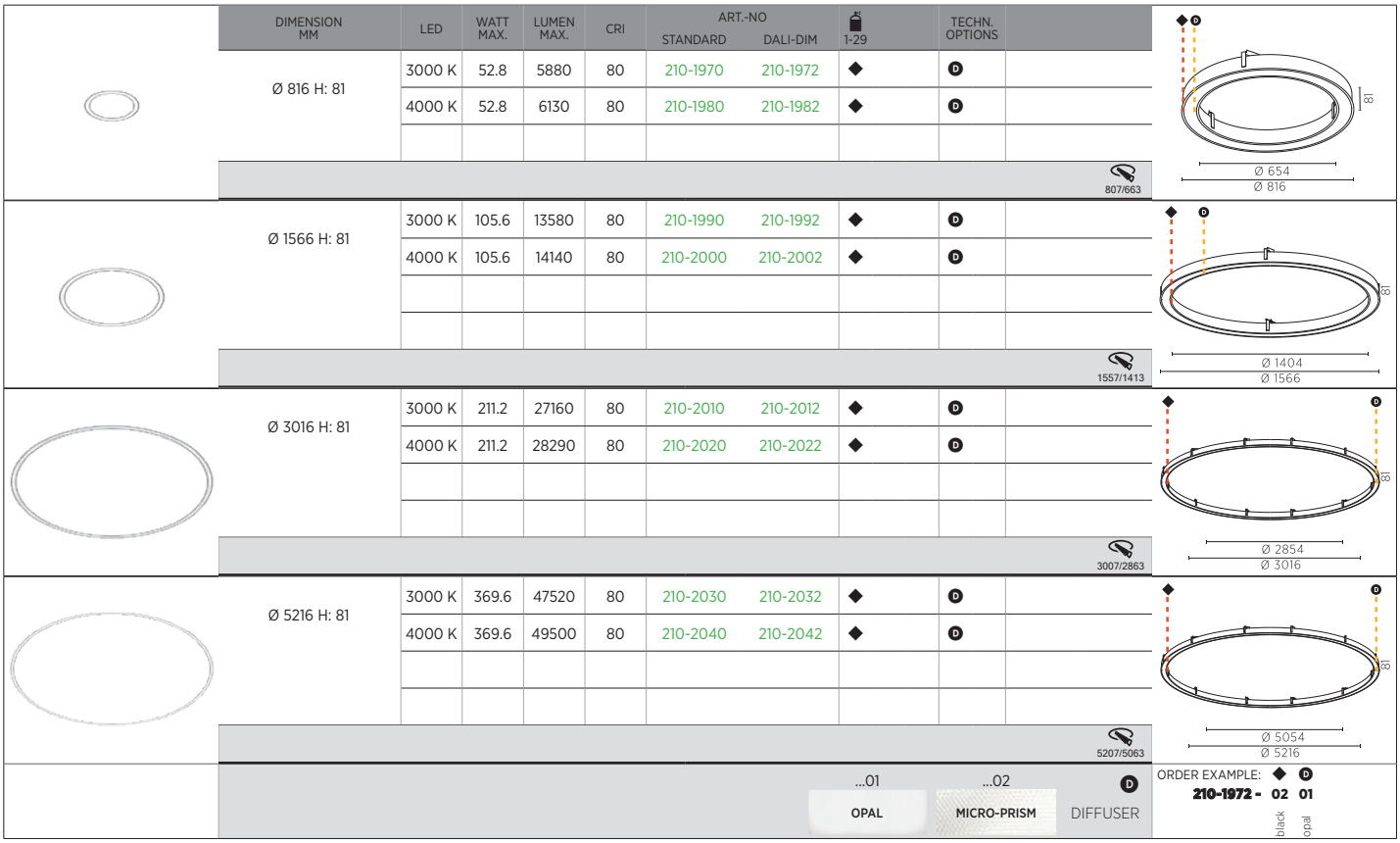

...01	...02	D
OPAL	MICRO-PRISM	DIFFUSER

ORDER EXAMPLE: ◆ D
210-1972 - 02 01
black opal



STADTWERKE KARLSRUHE | PHOTO: M. HEINTZEN | ARCHITECTURE: SCOPE ARCHITEKTEN GMBH | LIGHT PLANNING: PLANUNGSWERKSTATT HENN

GLORIOUS
QUANTUM



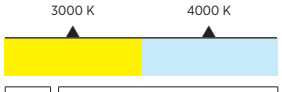



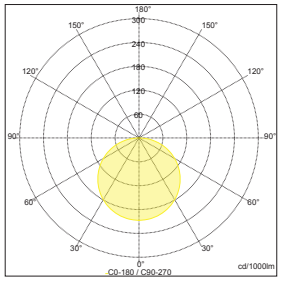

Sample:
ART. N° 210-1890- 03 01, 4000 K, OPAL

Die Leuchten der GLORIOUS-Familie haben mit ihrem Spiel aus klassischen geometrischen Formen und dem SOFT EDGE DESIGN mit weich gerundeten Ecken einen hohen Wiedererkennungswert. Auch die quadratische Einbauversion QUANTUM mit ihrem dezenten, farblich gestaltbaren Rahmen lässt sich in viele Interiordesigns einbinden oder als Blickfänger inszenieren.

The luminaires of the GLORIOUS family have a high recognition value with their play on classic geometric shapes and the SOFT EDGE DESIGN with softy rounded edges. The square recessed version QUANTUM with its discreet, color-customizable frame can also be incorporated into many interior designs or used as a focal point.

STEPLESSLY ADJUSTABLE MOUNTING BRACKETS



Alle eingebauten Gehäuse sind mit Halterungen zur stufenlosen Justierung für Decken mit maximal 30 mm Stärke ausgestattet.

All enclosures are supplied with ceiling brackets for flush alignment. They are designed for a ceiling thickness with max. 30 mm.

OPAL / MICRO-PRISM DIFFUSER



Alle Leuchten können mit einem opalen Diffusor für eine gleichmäßige Lichtverteilung, oder einer mikro-prismatischen Abdeckung für einen erhöhten visuellen Komfort eingesetzt werden.

All luminaires can be used with an opal diffuser for even light distribution or a micro-prismatic cover for increased visual comfort.

ESD PROTECTION



Alle LED-Boards sind durch ein hochtransparentes Acrylglas vor elektrostatischen Entladungen (Electrostatic Discharge – ESD) und direktem Kontakt mit der LED geschützt.

All LED boards are protected from electrostatic discharge (ESD) and direct contact with the LED by a highly transparent acrylic glass.

SOFT EDGE DESIGN



Der Kontrast zwischen weich geschwungenen Linien und kräftigen Konturen sorgt dafür, dass sich die Leuchte harmonisch in nahezu jedes Raumkonzept einfügt.

The contrast between softly curved lines and powerful contours ensures that the luminaire blends harmoniously into almost any room concept.

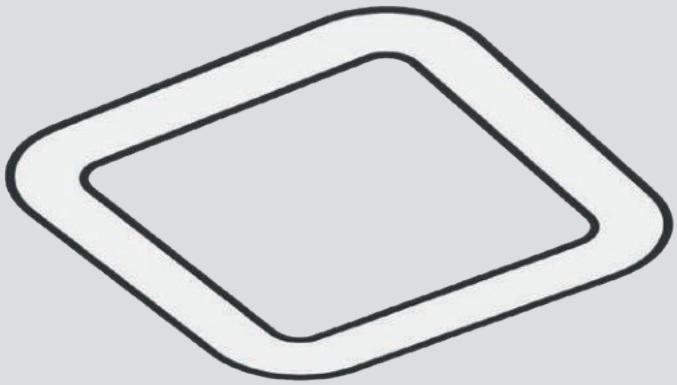

COLOR

◆ RECESSING FRAME

RAL Classic or any other special color on request

SHAPE

DIMENSION			mm
	822x822	1122x1122	1422x1422

ON REQUEST

ADDITIONAL OPTIONS
INDIVIDUAL SIZES
SPECIAL COLOR TEMPERATURE
SPECIAL CONTROL OPTIONS
INDIVIDUAL CEILING THICKNESS
RBG | TUNABLE WHITE
EMERGENCY LIGHTING
SPOT INSERTS
SPECIAL DIFFUSERS

OPTICS

COLOR TEMPERATURE
3000 K
4000 K

DIFFUSER
OPAL DIFFUSER
MICRO PRISM

CONTROL
STANDARD ON | OFF
DALI DIM



MAKE IT YOURS!

CONFIGURE ONLINE:
PROLICHT.AT/GLORIOUS



QUANTUM

IP20 incl. 160 10-25 50/60Hz 220-240V A++

	DIMENSION MM	LED	WATT MAX.	LUMEN MAX.	CRI	ART.-NO STANDARD	ART.-NO DALI-DIM	1-29	TECHN. OPTIONS	
	822x822 H: 150	3000 K	40.5	3770	80	210-1780	210-1782	◆	D	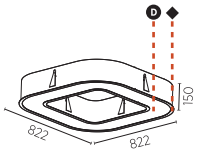
		4000 K	40.5	3980	80	210-1790	210-1792	◆	D	
	1122x1122 H: 150	3000 K	60.7	5650	80	210-1830	210-1832	◆	D	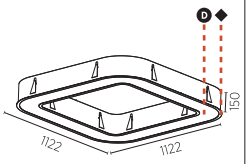
		4000 K	60.7	5970	80	210-1840	210-1842	◆	D	
	1422x1422 H: 150	3000 K	81.0	7530	80	210-1880	210-1882	◆	D	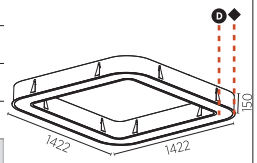
		4000 K	81.0	7960	80	210-1890	210-1892	◆	D	

	...01	...02	D
	OPAL	MICRO-PRISM	DIFFUSER

ORDER EXAMPLE: ◆ D
210-1782 - 02 01
black opal



Hinweise zu technischen Angaben auf Seite 893 | *Technical data are subject to our data policy on page 893*



LUSEBRINK SHOWROOM, GERMANY | PHOTO: FALKO WÜBBECKE

GLORIOUS
VICTORY



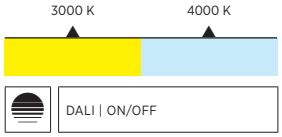

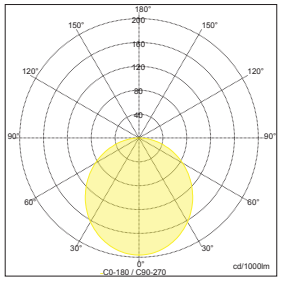

Sample:
ART. N° 210-1470- 03 01, 3000 K, OPAL

Einbauleuchte für Mutige. Dreieckig in der Grundform, kombiniert mit dem SOFT EDGE DESIGN mit weich gerundeten Ecken lässt sich mit der LED-Leuchte GLORIOUS VICTORY kreativ mit Licht, Geometrie und Farbe spielen. In unterschiedlichen Größen und mit verschiedenen Diffusoren verfügbar, ist die Einbauleuchte ein Blickfänger für Retailflächen, öffentliche Gebäude oder Büros mit einem hohen Anspruch an die architektonische Corporate Identity.

Recessed light for the brave. Triangular in the basic form, combined with the SOFT EDGE DESIGN with softy rounded corners, the LED luminaire GLORIOUS VICTORY lets you play creatively with light, geometry and color. Available in different sizes and with a range of diffusers, the recessed luminaire is an eyecatcher for retail space, public buildings or offices with high expectations of the architectural corporate identity.

STEPLESSLY ADJUSTABLE MOUNTING BRACKETS



Alle eingebauten Gehäuse sind mit Halterungen zur stufenlosen Justierung für Decken mit maximal 30 mm Stärke ausgestattet.

All enclosures are supplied with ceiling brackets for flush alignment. They are designed for a ceiling thickness with max. 30 mm.

OPAL / MICRO-PRISM DIFFUSER



Alle Leuchten können mit einem opalen Diffusor für eine gleichmäßige Lichtverteilung, oder einer mikro-prismatischen Abdeckung für einen erhöhten visuellen Komfort eingesetzt werden.

All luminaires can be used with an opal diffuser for even light distribution or a micro-prismatic cover for increased visual comfort.

ESD PROTECTION



Alle LED-Boards sind durch ein hochtransparentes Acrylglas vor elektrostatischen Entladungen (Electrostatic Discharge – ESD) und direktem Kontakt mit der LED geschützt.

All LED boards are protected from electrostatic discharge (ESD) and direct contact with the LED by a highly transparent acrylic glass.

SOFT EDGE DESIGN



Der Kontrast zwischen weich geschwungenen Linien und kräftigen Konturen sorgt dafür, dass sich die Leuchte harmonisch in nahezu jedes Raumkonzept einfügt.

The contrast between softly curved lines and powerful contours ensures that the luminaire blends harmoniously into any room concept.

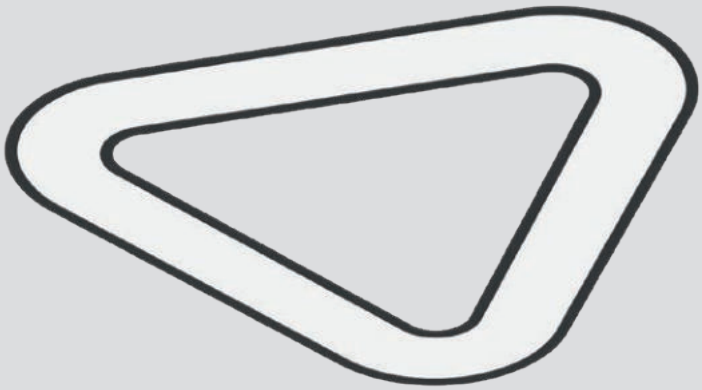

COLOR

◆ RECESSING FRAME

RAL Classic or any other special color on request

SHAPE

DIMENSION mm

L: 821 L: 1121 L: 1421

OPTICS

DIFFUSER

OPAL DIFFUSER

MICRO PRISM

ON REQUEST

ADDITIONAL OPTIONS

INDIVIDUAL SIZES

COLOR TEMPERATURE

CONTROL OPTIONS

SPECIAL DIFFUSERS

VICTORY

IP20 incl. 160 10-25 50/60Hz 220-240V A++

DIMENSION MM	LED	WATT MAX.	LUMEN MAX.	CRI	ART.-NO STANDARD	ART.-NO DALI-DIM	1-29	TECHN. OPTIONS
L: 821 H: 150	3000 K	30.4	2820	80	210-1630	210-1632	◆	Ⓓ
	4000 K	30.4	2980	80	210-1640	210-1642	◆	Ⓓ
L: 1121 H: 150	3000 K	45.5	4240	80	210-1680	210-1682	◆	Ⓓ
	4000 K	45.5	4480	80	210-1690	210-1692	◆	Ⓓ
L: 1421 H: 150	3000 K	60.7	5650	80	210-1730	210-1732	◆	Ⓓ
	4000 K	60.7	5970	80	210-1740	210-1742	◆	Ⓓ

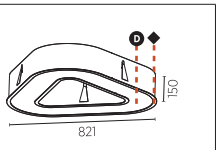

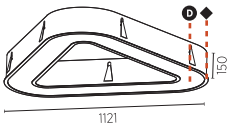

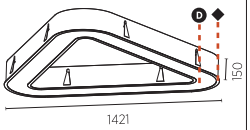

	...01	...02	Ⓓ
	OPAL	MICRO-PRISM	DIFFUSER

ORDER EXAMPLE: ◆ Ⓓ
210-1632 - 02 01
black opal

MAKE IT YOURS!
CONFIGURE ONLINE:
PROLICHT.AT/GLORIOUS



DELIGHT
GOOO! FLOORWASH



INSPIRATION | RENDERWERK

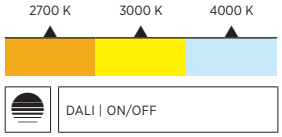

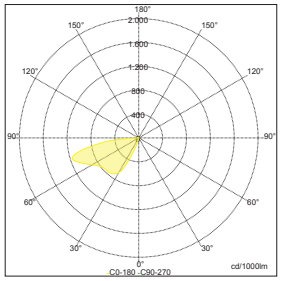

Sample:
ART. N° 220-0556- 03, 2700 K

GOOO!, die quadratische Einbauvariante der DELIGHT Leuchte, ist ein Allroundtalent für die bodennahe Grundbeleuchtung von Fluren oder Treppenhäusern. Ausgestattet mit einem innovativen Reflektor lässt die Version FLOORWASH – auch bei niedrigem Einbau – große Flächen erstrahlen. Die Rahmen der Leuchten lassen sich mit den 25 PROLICHT-Farben veredeln und machen die LED-Leuchten zu Blickfängern im Raum.

GOOO!, the square installation variant of the DELIGHT luminaire, is the perfect all-rounder for ground-level basic lighting of corridors or staircases. Equipped with an innovative reflector, the FLOORWASH version makes it possible to illuminate large areas, even with low-level installation. The frames of the lights can be enhanced with the 25 PROLICHT colors and make focal points of the LED lights in the room.

UNIFORM HIGH-TECH FLOORWASH

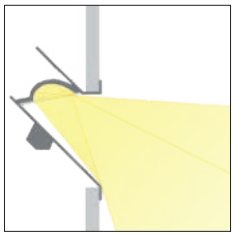

LED-Leuchtmittel und Reflektor sind tief im Gehäuse verbaut und somit nicht einsehbar. Dadurch ergibt sich ein hoher visueller Komfort - ideal als Flur-Grundbeleuchtung.

LED source and reflector are installed deep inside the housing and are therefore not visible. This results in a high level of visual comfort - ideal as basic corridor lighting.

INNOVATIVE REFLECTOR TECHNOLOGY



Die von Bartenbach speziell entwickelten Reflektoren ermöglichen eine äußerst gleichmäßige und homogene Lichtverteilung - auch bei niedrigen Einbausituationen.

The reflectors specially developed by Bartenbach allow an extremely uniform and homogeneous light distribution - even in low-level installation positions.

LOW MOUNTING HEIGHT

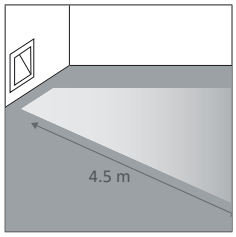

Auch bei niedrigsten Einbauhöhen wird eine sehr tiefe Ausleuchtung erzielt. Dabei beträgt das Verhältnis von Montagehöhe zur angestrahlten Fläche ca. 1:4.

Even at the lowest installation heights, a very deep illumination is achieved. The ratio of mounting height to the illuminated area is approximately 1:4.

CEILING WASHER

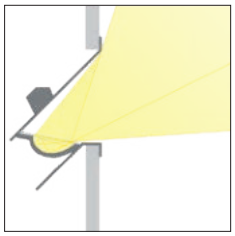

GOOO! kann auch als Ceiling-Washer verwendet werden. Selbst bei kürzesten Abständen zur angestrahlten Fläche wird eine sehr tiefe Verteilung im Raum erreicht.

GOOO! can also be used as a ceiling washer. Even at the shortest distances from the illuminated surface, a very deep distribution is achieved in the space.



COLOR

◆ RECESSING FRAME

RAL Classic or any other special color on request

SHAPE

DIMENSION	mm
55x55	90x90

ON REQUEST

ADDITIONAL OPTIONS
INDIVIDUAL SIZES
SPECIAL COLOR TEMPERATURE
SPECIAL CONTROL OPTIONS
RGB
INDIVIDUAL CEILING THICKNESS

OPTICS

CCT COLOR TEMPERATURE
2700 K
3000 K
4000 K

OPTICAL
WALLWASHER

CONTROL
STANDARD ON | OFF
DALI DIM



MAKE IT YOURS!

CONFIGURE ONLINE:
PROLICHT.AT/DELIGHT



GOOO!

QF › 266 | 700 mA | IP20 | excl. | 10-15 | A++

	DIMENSION MM	LED	WATT MAX.	LUMEN MAX.	CRI	ART.-NO STANDARD	ART.-NO DALI-DIM	1-29	TECHN. OPTIONS	
	55x55 H: 50	2700 K	2.3	44	90	220-0427		◆		
		3000 K	2.3	47	90	220-0428		◆		
		4000 K	2.3	50	90	220-0429		◆		
										60 / 48 x 48
	90x90 H: 72	2700 K	2.3	44	90	220-0420		◆		
		3000 K	2.3	47	90	220-0421		◆		
		4000 K	2.3	50	90	220-0422		◆		
										80 / 82 x 82

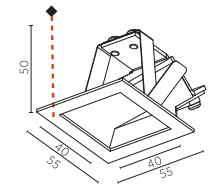

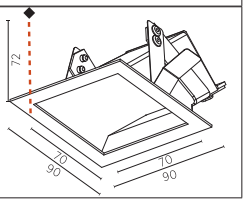

KANN-ZUBEHÖR > CAN-HAVE ACCESSORY		DIMENSION MM	ART.-NO		TECHN. OPTIONS			
	*EINBAUBOX HOUSING*	170x113 H: 60	29002					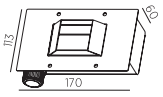
	*EINBAUBOX HOUSING*	250x163 H: 80	29003					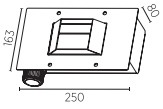

GOOO! FLOORWASH

QF › 266 | 350 mA | IP20 | excl. | 90 | 82 x 82 | A++

	DIMENSION MM	LED	WATT MAX.	LUMEN MAX.	CRI	ART.-NO STANDARD	ART.-NO DALI-DIM	1-29	TECHN. OPTIONS	
	90x90 H: 82	2700 K	4.4	100	90	220-0556		◆		
		3000 K	4.4	110	90	220-0557		◆		
		4000 K	4.4	120	90	220-0558		◆		

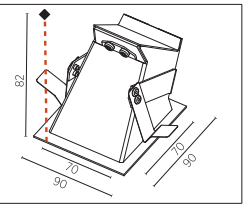

KANN-ZUBEHÖR > CAN-HAVE ACCESSORY		DIMENSION MM	ART.-NO		TECHN. OPTIONS			
	*EINBAUBOX HOUSING*	250x163 H: 80	29003					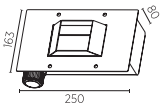

Hinweise zu technischen Angaben auf Seite 893 | *Technical data are subject to our data policy on page 893*



DELIGHT
LOLLIPOP



PHOTO: ARMIN KUPRIAN

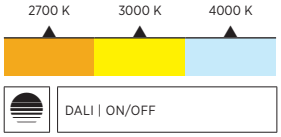

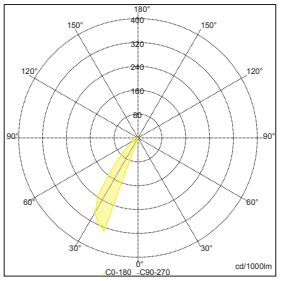

Sample:
ART. N° 220-0449- 03, 3000 K, ASYM.

Die DELIGHT LOLLIPOP Einbauleuchten sind die ideale Wahl für eine kreative Akzent- und Sicherheitsbeleuchtung. Mit ihrem geometrischen Spiel – elliptischer Lichtaustritt in Kreis oder Quadrat – lassen sich unterschiedlichste Konzepte realisieren. Der Einsatz der PROLICHT-Farben bietet noch mehr Gestaltungsmöglichkeiten.

The DELIGHT LOLLIPOP recessed luminaires are the ideal choice for creative accent lighting and emergency lighting. With their geometric play - elliptical light emission in circles or squares - different concepts can be realized. The use of the PROLICHT colors offers even more design options.

DIFFERENT VERSIONS



LOLLIPOP gibt es in vier verschiedenen Bauformen. Der Einbaudurchmesser ist dabei immer identisch - auch bei der quadratischen Ausführung.

LOLLIPOP is available in four different designs. The mounting diameter is always identical - even in the square version.

CONCRETE HOUSING



Diese Leuchte eignet sich in allen Ausführungsvarianten für den Einbau in Betonwände. Die passenden Betoneinbaugehäuse hierfür, sind separat erhältlich.

This luminaire is suitable for installation in concrete walls in all design variants. Suitable concrete housings are available separately.

FOR STAIRS & CORRIDORS



Die Leuchten eignen sich ideal zur Installation in Fluren und Treppenhäusern. Dabei lassen sich unterschiedliche Montagehöhen realisieren.

The luminaires are ideal for installation in corridors and stairwells. In this case, different mounting heights can be realized.

MULTIPLE MOUNTING POSSIBILITIES



Durch ihre weiche Lichtverteilung und je nach unterschiedlicher Farbgebung, eignet sich LOLLIPOP ideal, um Farbakzente im Raum oder in Möbel und Regale zu setzen.

Due to its soft light distribution and different colors, LOLLIPOP is ideal for adding color accents to the room or to furniture and shelves.



COLOR

◆ RECESSING FRAME

RAL Classic or any other special color on request

SHAPE

DIAMETER	ROUND | mm
	Ø 55
DIMENSION	SQUARE | mm
	53x53

ON REQUEST

ADDITIONAL OPTIONS
INDIVIDUAL SIZES
SPECIAL COLOR TEMPERATURE
SPECIAL CONTROL OPTIONS
RGB
INDIVIDUAL CEILING THICKNESS

OPTICS

COLOR TEMPERATURE
2700 K
3000 K
4000 K

CONTROL
STANDARD ON | OFF
DALI DIM



MAKE IT YOURS!

CONFIGURE ONLINE:
PROLICHT.AT/DELIGHT



LOLLIPOP ROUND

QF › 266 | 700 mA | IP20 | excl. | 40 | 50 | 10-15 | A++

DIMENSION MM	LED	WATT MAX.	LUMEN MAX.	CRI	ART.-NO STANDARD	ART.-NO DALI-DIM	1-29	TECHN. OPTIONS	
Ø 55 H: 35	2700 K	2.3	80	90	220-0441		◆		
	3000 K	2.3	80	90	220-0442		◆		
	4000 K	2.3	90	90	220-0443		◆		

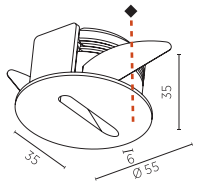

KANN-ZUBEHÖR > CAN-HAVE ACCESSORY		DIMENSION MM	ART.-NO		TECHN. OPTIONS			
	*EINBAUBOX HOUSING*	130x120 H: 55	29001				55	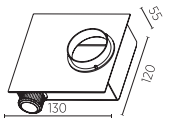

LOLLIPOP ROUND WIDE

QF › 266 | 700 mA | IP20 | excl. | 40 | 50 | 10-15 | A++

DIMENSION MM	LED	WATT MAX.	LUMEN MAX.	CRI	ART.-NO STANDARD	ART.-NO DALI-DIM	1-29	TECHN. OPTIONS	
Ø 55 H: 35	2700 K	2.3	150	90	220-0434		◆		
	3000 K	2.3	160	90	220-0435		◆		
	4000 K	2.3	170	90	220-0436		◆		

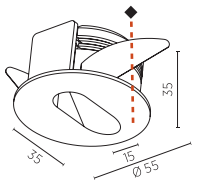

KANN-ZUBEHÖR > CAN-HAVE ACCESSORY		DIMENSION MM	ART.-NO		TECHN. OPTIONS			
	*EINBAUBOX HOUSING*	130x120 H: 55	29001				55	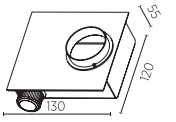

LOLLIPOP SQUARE

QF › 266 | 700 mA | IP20 | excl. | 40 | 50 | 10-15 | A++

DIMENSION MM	LED	WATT MAX.	LUMEN MAX.	CRI	ART.-NO STANDARD	ART.-NO DALI-DIM	1-29	TECHN. OPTIONS	
53x53 H: 35	2700 K	2.3	80	90	220-0448		◆		
	3000 K	2.3	80	90	220-0449		◆		
	4000 K	2.3	90	90	220-0450		◆		

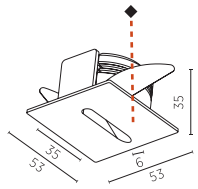

KANN-ZUBEHÖR > CAN-HAVE ACCESSORY		DIMENSION MM	ART.-NO		TECHN. OPTIONS			
	*EINBAUBOX HOUSING*	130x120 H: 55	29001				55	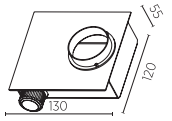

LOLLIPOP SQUARE WIDE

QF › 266 | 700 mA | IP20 | excl. | 40 | 50 | 10-15 | A++

DIMENSION MM	LED	WATT MAX.	LUMEN MAX.	CRI	ART.-NO STANDARD	ART.-NO DALI-DIM	1-29	TECHN. OPTIONS	
53x53 H: 35	2700 K	2.3	150	90	220-0455		◆		
	3000 K	2.3	160	90	220-0456		◆		
	4000 K	2.3	170	90	220-0457		◆		

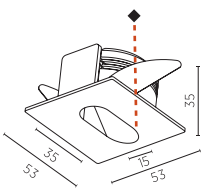

KANN-ZUBEHÖR > CAN-HAVE ACCESSORY		DIMENSION MM	ART.-NO		TECHN. OPTIONS			
	*EINBAUBOX HOUSING*	130x120 H: 55	29001				55	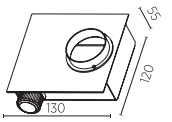

Hinweise zu technischen Angaben auf Seite 893 | *Technical data are subject to our data policy on page 893*



INSPIRATION | RENDERWERK

DELIGHT
STRING



PRIVATE RESIDENCE AUSTRIA | PHOTO: DIE FOTOGRAFEN | ARCHITECTURE: MARTIN EBNER | LIGHT PLANNING: PROLICHT

2700 K | 3000 K | 4000 K

DALI | ON/OFF

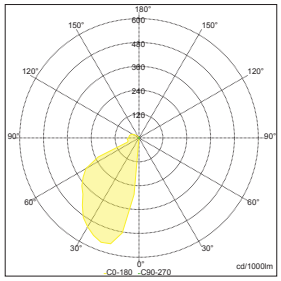

Sample:
ART. N° 220-0471- 03 03, 4000 K, ASYM.

Ein elegantes langgestrecktes Rechteck mit präzise eingeschnittenem Lichtaustritt – das sind die Einbauleuchten DELIGHT STRING, die sowohl vertikal als auch horizontal montiert werden können. Der Rahmen sowie auch das Einbaugehäuse können jeweils in einer der PROLICHT-Farben veredelt werden, was besonders atmosphärische Beleuchtungsszenarien ermöglicht.

An elegant elongated rectangle with precisely cut light emission - these are the recessed luminaires DELIGHT STRING, which can be mounted both vertically and horizontally. The frame as well as the installation housing can each be finished in one of the PROLICHT colors, which makes for particularly atmospheric lighting scenarios.

BEAM ADJUSTMENT



Die Lage des LED-Leuchtmittels kann innerhalb des Gehäuses angepasst werden. Dadurch lässt sich die Lichtverteilung ganz nach Ihren Vorstellungen verändern.

The position of the LED can be adjusted within the housing. This allows you to change the light distribution according to your ideas.

CHEERFUL COLOR COMBINATIONS



Durch die Kombination unterschiedlicher Farben für den Einbaurahmen sowie für den Leuchteneinsatz zusammen mit den 3 Standardlichtfarben sind 1.875 Farbkombinationen auswählbar.

By combining various colors for the frame and the luminaire together with the three standard light colors, 1,875 color combinations are available.

TWO VERSIONS



STRING ist in 2 Varianten mit unterschiedlicher Lichtaustrittsfläche erhältlich. Die Gehäuseabmessungen bleiben dabei immer gleich.

STRING is available in 2 variants with different light emission areas. The housing dimensions always remain the same.

CONCRETE HOUSING



Die Leuchte kann sowohl in Trockenbauwände als auch in Ortbeton eingesetzt werden. Für die Ortbetonmontage sind Metalleinbaugehäuse erhältlich.

The luminaire can be used both in plasterboard and in-situ concrete. For in-situ concrete mounting metal housings are available.



COLOR

◆ RECESSING FRAME

RAL Classic or any other special color on request

SHAPE

DIMENSION			mm
150x40	250x40	190x40	340x40

ON REQUEST

ADDITIONAL OPTIONS
INDIVIDUAL SIZES
SPECIAL COLOR TEMPERATURE
SPECIAL CONTROL OPTIONS
RGB
INDIVIDUAL CEILING THICKNESS

OPTICS

CCT COLOR TEMPERATURE
2700 K
3000 K
4000 K



CONTROL
STANDARD ON | OFF
DALI DIM

MAKE IT YOURS!

CONFIGURE ONLINE:
PROLICHT.AT/DELIGHT



STRING

QF › 266 | 700 mA | IP20 | excl. | 30 | 10-15 | A++

	DIMENSION MM	LED	WATT MAX.	LUMEN MAX.	CRI	ART.-NO STANDARD	ART.-NO DALI-DIM	1-29	1-29	TECHN. OPTIONS		
	150x40 H: 26	2700 K	2.3	30	90	220-0469		◆	▲			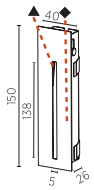
		3000 K	2.3	30	90	220-0470		◆	▲			
		4000 K	2.3	30	90	220-0471		◆	▲			
											140 x 34	
	250x40 H: 26	2700 K	2.3	30	90	220-0483		◆	▲			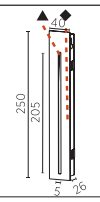
		3000 K	2.3	30	90	220-0484		◆	▲			
		4000 K	2.3	30	90	220-0485		◆	▲			
											240 x 34	

STRING WIDE

QF › 266 | 700 mA | IP20 | excl. | 30 | 10-15 | A++

	DIMENSION MM	LED	WATT MAX.	LUMEN MAX.	CRI	ART.-NO STANDARD	ART.-NO DALI-DIM	1-29	1-29	TECHN. OPTIONS		
	150x40 H: 26	2700 K	2.3	60	90	220-0462		◆	▲			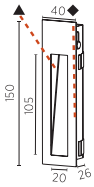
		3000 K	2.3	60	90	220-0463		◆	▲			
		4000 K	2.3	70	90	220-0464		◆	▲			
											140 x 34	
	250x40 H: 26	2700 K	2.3	60	90	220-0476		◆	▲			
		3000 K	2.3	60	90	220-0477		◆	▲			
		4000 K	2.3	70	90	220-0478		◆	▲			
											240 x 34	

KANN-ZUBEHÖR > CAN-HAVE ACCESSORY		DIMENSION MM	ART.-NO		TECHN. OPTIONS			
	*EINBAUBOX HOUSING*	250x120 H: 55	29004				55	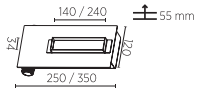
	*EINBAUBOX HOUSING*	350x120 H: 55	29005				55	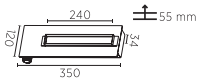



INSPIRATION | RENDERWERK

Hinweise zu technischen Angaben auf Seite 893 | *Technical data are subject to our data policy on page 893*

STRING STEP

QF › 266 | IP20 | excl. | 30 | 10-15 | 24V DC | CE | A++

DIMENSION MM	LED	WATT MAX.	LUMEN MAX.	CRI	ART.-NO STANDARD	ART.-NO DALI-DIM	1-29	1-29	TECHN. OPTIONS	
190x40 H: 27	3000 K	2.2	60	80	220-0547		◆	▲		
	5000 K	2.2	60	80	220-0551		◆	▲		
										180 x 34
340x40 H: 27	3000 K	4.4	120	80	220-0548		◆	▲		
	5000 K	4.4	120	80	220-0552		◆	▲		
										330 x 34

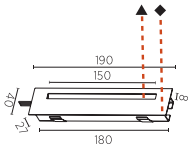

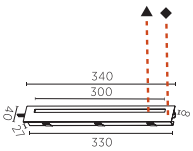

STRING STEP WIDE

QF › 266 | IP20 | excl. | 30 | 10-15 | 24V DC | CE | A++

DIMENSION MM	LED	WATT MAX.	LUMEN MAX.	CRI	ART.-NO STANDARD	ART.-NO DALI-DIM	1-29	1-29	TECHN. OPTIONS	
190x40 H: 27	3000 K	2.2	60	80	220-0545		◆	▲		
	5000 K	2.2	60	80	220-0549		◆	▲		
										180 x 34
340x40 H: 27	3000 K	4.4	120	80	220-0546		◆	▲		
	5000 K	4.4	120	80	220-0550		◆	▲		
										330 x 34

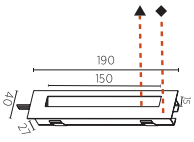

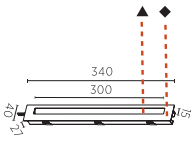

KANN-ZUBEHÖR > CAN-HAVE ACCESSORY		DIMENSION MM	ART.-NO		TECHN. OPTIONS			
	*EINBAUBOX HOUSING*	300x120 H: 55	29006				55	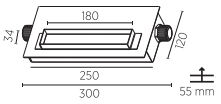
	*EINBAUBOX HOUSING*	450x120 H: 55	29007				55	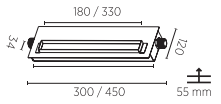



INSPIRATION | RENDERWERK

2.2

EINBAU
RECESSED

STRAHLER
SPOTLIGHTS

2.2

EINBAU | RECESSED
STRAHLER | SPOTLIGHTS

INVADER › 274, 278, 282, 286


INVADER
ADJUSTABLE
276


INVADER
280


INVADER DEEP
281


INVADER SEMI-ON
284


INVADER
WALLWASH
288

BIONIQ › 290, 298, 306, 302


BIONIQ ROUND
ADJUSTABLE*
292


BIONIQ ROUND
SEMI ADJUSTABLE*
294

BIONIQ ROUND
DEEP*
296


BIONIQ ROUND
WALLWASH
300


BIONIQ ROUND
PINHOLE
308


*ZUBEHÖR
ACCESSORIES
308


BIONIQ SQUARE
ADJUSTABLE
304


BIONIQ SQUARE
ADJ. COMFORT
304


BIONIQ SQUARE
DEEP
304


BIONIQ SQUARE
DEEP COMFORT
305


BIONIQ SQUARE
PINHOLE
309

IMAGINE

MAGIQ › 314, 326, 330, 336, 338


IMAGINE ROUND
312


MAGIQ PRO
322
NEW


MAGIQ
MICRO-DOT
328 NEW


MAGIQ
332


MAGIQ KORONA
334


MAGIQ
WALLWASH
337


MAGIQ HOLLOW
WALLWASH
340


MAGIQ HOLLOW
WALLW. KORONA
340

OIKO › 342, 346, 348


OIKO
344


OIKO COMFORT
345


OIKO WIDE
347


OIKO PRO
356
NEW


OIKO PRO
CONCRETE
358 NEW

MECHANIQ › 360, 366


MECHANIQ
ROUND
362


MECHANIQ
ROUND COMFORT
362


MECHANIQ
ROUND DEEP
364


MECHANIQ ROUND
EFFICIENCY
365


MECH. SQUARE
COMFORT
368


MECH. SQUARE
COMFORT DOUBLE
368


MECH. SQUARE
EFFICIENCY
370


MECH. SQUARE
EFFIC. DOUBLE
370

DICE


4DI
373

QUICK-FINDER

Wählen Sie den passenden Treiber nach Leuchte und Leistung. Die dazugehörigen technischen Details finden Sie im Zubehörteil ab Seite 858 .
Select the appropriate driver according to luminaire and power. Please find the technical details in the accessories starting on page 858.

ART. NO.	PRODUCT	DESCRIPTION	mA max.	power max.	LED Vf		DRIVER				
					min.	max.	0/0	DALI	PUSH DIM	CASAMBI	PHASE CUT
22260	OIKO		700	26,4	30,89	37,16	14-00497	800-1203	800-1203	16-00083	14-00532
22261	OIKO		700	26,4	30,89	37,16	14-00497	800-1203	800-1203	16-00083	14-00532
22320	INVADER		700	26,4	30,89	37,16	14-00497	800-1203	800-1203	16-00083	14-00532
22321	INVADER		700	26,4	30,89	37,16	14-00497	800-1203	800-1203	16-00083	14-00532
22322	INVADER		700	26,4	30,89	37,16	14-00497	800-1203	800-1203	16-00083	14-00532
22345	OIKO		700	26,4	30,89	37,16	14-00497	800-1203	800-1203	16-00083	14-00532
22350	OIKO		900	34,1	30,25	36,51	800-1202	800-1204	800-1204	16-00083	
22351	OIKO		900	34,1	30,25	36,51	800-1202	800-1204	800-1204	16-00083	
22354	OIKO	Wide	900	34,1	30,25	36,51	800-1202	800-1204	800-1204	16-00083	
22355	OIKO	Wide	900	34,1	30,25	36,51	800-1202	800-1204	800-1204	16-00083	
220-0001	INVADER		700	2,3	2,5	3,25	16-122354	16-00005 *			
220-0002	INVADER		700	2,3	2,5	3,25	16-122354	16-00005 *			
220-0003	INVADER		700	2,3	2,5	3,25	16-122354	16-00005 *			
220-0008	INVADER		250	6,8	22,55	28,02	16-122358	800-1228 *	800-1228 *		
220-0009	INVADER		250	6,8	22,55	28,02	16-122358	800-1228 *	800-1228 *		
220-0010	INVADER		250	6,8	22,55	28,02	16-122358	800-1228 *	800-1228 *		
220-0011	INVADER	Deep	700	2,3	2,5	3,25	16-122354	16-00005 *			
220-0012	INVADER	Deep	700	2,3	2,5	3,25	16-122354	16-00005 *			
220-0013	INVADER	Deep	700	2,3	2,5	3,25	16-122354	16-00005 *			
220-0018	INVADER	Deep	250	6,8	22,55	28,02	16-122358	800-1228 *	800-1228 *		
220-0019	INVADER	Deep	250	6,8	22,55	28,02	16-122358	800-1228 *	800-1228 *		
220-0020	INVADER	Deep	250	6,8	22,55	28,02	16-122358	800-1228 *	800-1228 *		
220-0027	INVADER	Adjustable	250	6,8	22,55	28,02	16-122358	800-1228 *	800-1228 *		
220-0028	INVADER	Adjustable	250	6,8	22,55	28,02	16-122358	800-1228 *	800-1228 *		
220-0029	INVADER	Adjustable	250	6,8	22,55	28,02	16-122358	800-1228 *	800-1228 *		
220-0030	BIONIQ	Round Adjustable	350	14	32,7	38,5	14-00502	800-1200	800-1200	16-00083	14-00243
220-0031	BIONIQ	Round Adjustable	350	14	32,7	38,5	14-00502	800-1200	800-1200	16-00083	14-00243
220-0032	BIONIQ	Round Adjustable	350	14	32,7	38,5	14-00502	800-1200	800-1200	16-00083	14-00243
220-0033	BIONIQ	Round Adjustable	500	14,5	25,4	29,8	14-00502	800-1201	800-1201	16-00083	14-00110
220-0034	BIONIQ	Round Adjustable	500	14,5	25,4	29,8	14-00502	800-1201	800-1201	16-00083	14-00110
220-0035	BIONIQ	Round Adjustable	500	14,5	25,4	29,8	14-00502	800-1201	800-1201	16-00083	14-00110
220-0036	BIONIQ	Round Adjustable	350	14	32,7	38,5	14-00502	800-1200	800-1200	16-00083	14-00243
220-0037	BIONIQ	Round Adjustable	350	14	32,7	38,5	14-00502	800-1200	800-1200	16-00083	14-00243
220-0038	BIONIQ	Round Adjustable	350	14	32,7	38,5	14-00502	800-1200	800-1200	16-00083	14-00243
220-0039	BIONIQ	Round Adjustable	500	14,5	25,4	29,8	14-00502	800-1201	800-1201	16-00083	14-00110
220-0040	BIONIQ	Round Adjustable	500	14,5	25,4	29,8	14-00502	800-1201	800-1201	16-00083	14-00110
220-0041	BIONIQ	Round Adjustable	500	14,5	25,4	29,8	14-00502	800-1201	800-1201	16-00083	14-00110
220-0042	BIONIQ	Round Pinhole	350	14	32,7	38,5	14-00502	800-1200	800-1200	16-00083	14-00243
220-0043	BIONIQ	Round Pinhole	350	14	32,7	38,5	14-00502	800-1200	800-1200	16-00083	14-00243
220-0044	BIONIQ	Round Pinhole	350	14	32,7	38,5	14-00502	800-1200	800-1200	16-00083	14-00243
220-0045	BIONIQ	Round Pinhole	500	14,5	25,4	29,8	14-00502	800-1201	800-1201	16-00083	14-00110
220-0046	BIONIQ	Round Pinhole	500	14,5	25,4	29,8	14-00502	800-1201	800-1201	16-00083	14-00110
220-0047	BIONIQ	Round Pinhole	500	14,5	25,4	29,8	14-00502	800-1201	800-1201	16-00083	14-00110
220-0048	BIONIQ	Square Pinhole	350	14	32,7	38,5	14-00502	800-1200	800-1200	16-00083	14-00243
220-0049	BIONIQ	Square Pinhole	350	14	32,7	38,5	14-00502	800-1200	800-1200	16-00083	14-00243
220-0050	BIONIQ	Square Pinhole	350	14	32,7	38,5	14-00502	800-1200	800-1200	16-00083	14-00243
220-0051	BIONIQ	Square Pinhole	500	14,5	25,4	29,8	14-00502	800-1201	800-1201	16-00083	14-00110
220-0052	BIONIQ	Square Pinhole	500	14,5	25,4	29,8	14-00502	800-1201	800-1201	16-00083	14-00110
220-0053	BIONIQ	Square Pinhole	500	14,5	25,4	29,8	14-00502	800-1201	800-1201	16-00083	14-00110
220-0054	BIONIQ	Round Semi Adjustable	350	14	32,7	38,5	14-00502	800-1200	800-1200	16-00083	14-00243
220-0055	BIONIQ	Round Semi Adjustable	350	14	32,7	38,5	14-00502	800-1200	800-1200	16-00083	14-00243
220-0056	BIONIQ	Round Semi Adjustable	350	14	32,7	38,5	14-00502	800-1200	800-1200	16-00083	14-00243
220-0057	BIONIQ	Round Semi Adjustable	500	14,5	25,4	29,8	14-00502	800-1201	800-1201	16-00083	14-00110
220-0058	BIONIQ	Round Semi Adjustable	500	14,5	25,4	29,8	14-00502	800-1201	800-1201	16-00083	14-00110
220-0059	BIONIQ	Round Semi Adjustable	500	14,5	25,4	29,8	14-00502	800-1201	800-1201	16-00083	14-00110
220-0060	BIONIQ	Round Semi Adjustable	350	14	32,7	38,5	14-00502	800-1200	800-1200	16-00083	14-00243
220-0061	BIONIQ	Round Semi Adjustable	350	14	32,7	38,5	14-00502	800-1200	800-1200	16-00083	14-00243
220-0062	BIONIQ	Round Semi Adjustable	350	14	32,7	38,5	14-00502	800-1200	800-1200	16-00083	14-00243
220-0063	BIONIQ	Round Semi Adjustable	500	14,5	25,4	29,8	14-00502	800-1201	800-1201	16-00083	14-00110
220-0064	BIONIQ	Round Semi Adjustable	500	14,5	25,4	29,8	14-00502	800-1201	800-1201	16-00083	14-00110
220-0065	BIONIQ	Round Semi Adjustable	500	14,5	25,4	29,8	14-00502	800-1201	800-1201	16-00083	14-00110
220-0066	BIONIQ	Round Adjustable	350	14	32,7	38,5	14-00502	800-1200	800-1200	16-00083	14-00243

ART. NO.	PRODUCT	DESCRIPTION	mA max.	power max.	LED Vf		DRIVER				
					min.	max.	0/0	DALI	PUSH DIM	CASAMBI	PHASE CUT
220-0067	BIONIQ	Round Adjustable	350	14	32,7	38,5	14-00502	800-1200	800-1200	16-00083	14-00243
220-0068	BIONIQ	Round Adjustable	350	14	32,7	38,5	14-00502	800-1200	800-1200	16-00083	14-00243
220-0069	BIONIQ	Round Adjustable	500	14,5	25,4	29,8	14-00502	800-1201	800-1201	16-00083	14-00110
220-0070	BIONIQ	Round Adjustable	500	14,5	25,4	29,8	14-00502	800-1201	800-1201	16-00083	14-00110
220-0071	BIONIQ	Round Adjustable	500	14,5	25,4	29,8	14-00502	800-1201	800-1201	16-00083	14-00110
220-0072	BIONIQ	Round Adjustable	350	14	32,7	38,5	14-00502	800-1200	800-1200	16-00083	14-00243
220-0073	BIONIQ	Round Adjustable	350	14	32,7	38,5	14-00502	800-1200	800-1200	16-00083	14-00243
220-0074	BIONIQ	Round Adjustable	350	14	32,7	38,5	14-00502	800-1200	800-1200	16-00083	14-00243
220-0075	BIONIQ	Round Adjustable	500	14,5	25,4	29,8	14-00502	800-1201	800-1201	16-00083	14-00110
220-0076	BIONIQ	Round Adjustable	500	14,5	25,4	29,8	14-00502	800-1201	800-1201	16-00083	14-00110
220-0077	BIONIQ	Round Adjustable	500	14,5	25,4	29,8	14-00502	800-1201	800-1201	16-00083	14-00110
220-0078	BIONIQ	Round Semi Adjustable	350	14	32,7	38,5	14-00502	800-1200	800-1200	16-00083	14-00243
220-0079	BIONIQ	Round Semi Adjustable	350	14	32,7	38,5	14-00502	800-1200	800-1200	16-00083	14-00243
220-0080	BIONIQ	Round Semi Adjustable	350	14	32,7	38,5	14-00502	800-1200	800-1200	16-00083	14-00243
220-0081	BIONIQ	Round Semi Adjustable	500	14,5	25,4	29,8	14-00502	800-1201	800-1201	16-00083	14-00110
220-0082	BIONIQ	Round Semi Adjustable	500	14,5	25,4	29,8	14-00502	800-1201	800-1201	16-00083	14-00110
220-0083	BIONIQ	Round Semi Adjustable	500	14,5	25,4	29,8	14-00502	800-1201	800-1201	16-00083	14-00110
220-0084	BIONIQ	Round Semi Adjustable	350	14	32,7	38,5	14-00502	800-1200	800-1200	16-00083	14-00243
220-0085	BIONIQ	Round Semi Adjustable	350	14	32,7	38,5	14-00502	800-1200	800-1200	16-00083	14-00243
220-0086	BIONIQ	Round Semi Adjustable	350	14	32,7	38,5	14-00502	800-1200	800-1200	16-00083	14-00243
220-0087	BIONIQ	Round Semi Adjustable	500	14,5	25,4	29,8	14-00502	800-1201	800-1201	16-00083	14-00110
220-0088	BIONIQ	Round Semi Adjustable	500	14,5	25,4	29,8	14-00502	800-1201	800-1201	16-00083	14-00110
220-0089	BIONIQ	Round Semi Adjustable	500	14,5	25,4	29,8	14-00502	800-1201	800-1201	16-00083	14-00110
220-0090	BIONIQ	Round Deep	500	14,5	25,4	29,8	14-00502	800-1201	800-1201	16-00083	14-00110
220-0091	BIONIQ	Round Deep	500	14,5	25,4	29,8	14-00502	800-1201	800-1201	16-00083	14-00110
220-0092	BIONIQ	Round Deep	500	14,5	25,4	29,8	14-00502	800-1201	800-1201	16-00083	14-00110
220-0093	BIONIQ	Round Deep	500	14,5	25,4	29,8	14-00502	800-1201	800-1201	16-00083	14-00110
220-0094	BIONIQ	Round Deep	500	14,5	25,4	29,8	14-00502	800-1201	800-1201	16-00083	14-00110
220-0095	BIONIQ	Round Deep	500	14,5	25,4	29,8	14-00502	800-1201	800-1201	16-00083	14-00110
220-0096	BIONIQ	Round Wallwash	500	14,5	25,4	29,8	14-00502	800-1201	800-1201	16-00083	14-00110
220-0097	BIONIQ	Round Wallwash	500	14,5	25,4	29,8	14-00502	800-1201	800-1201	16-00083	14-00110
220-0098	BIONIQ	Round Wallwash	500	14,5	25,4	29,8	14-00502	800-1201	800-1201	16-00083	14-00110
220-0099	BIONIQ	Round Wallwash	500	14,5	25,4	29,8	14-00502	800-1201	800-1201	16-00083	14-00110
220-0100	BIONIQ	Round Wallwash	500	14,5	25,4	29,8	14-00502	800-1201	800-1201	16-00083	14-00110
220-0101	BIONIQ	Round Wallwash	500	14,5	25,4	29,8	14-00502	800-1201	800-1201	16-00083	14-00110
220-0102	BIONIQ	Square Adjustable	500	14,5	25,4	29,8	14-00502	800-1201	800-1201	16-00083	14-00110
220-0103	BIONIQ	Square Adjustable	500	14,5	25,4	29,8	14-00502	800-1201	800-1201	16-00083	14-00110
220-0104	BIONIQ	Square Adjustable	500	14,5	25,4	29,8	14-00502	800-1201	800-1201	16-00083	14-00110
220-0105	BIONIQ	Square Adjustable	350	14	32,7	38,5	14-00502	800-1200	800-1200	16-00083	14-00243
220-0106	BIONIQ	Square Adjustable	350	14	32,7	38,5	14-00502	800-1200	800-1200	16-00083	14-00243
220-0107	BIONIQ	Square Adjustable	350	14	32,7	38,5	14-00502	800-1200	800-1200	16-00083	14-00243
220-0108	BIONIQ	Square Deep	500	14,5	25,4	29,8	14-00502	800-1201	800-1201	16-00083	14-00110
220-0109	BIONIQ	Square Deep	500	14,5	25,4	29,8	14-00502	800-1201	800-1201	16-00083	14-00110
220-0110	BIONIQ	Square Deep	500	14,5	25,4	29,8	14-00502	800-1201	800-1201	16-00083	14-00110
220-0111	BIONIQ	Square Deep Comfort	500	14,5	25,4	29,8	14-00502	800-1201	800-1201	16-00083	14-00110
220-0112	BIONIQ	Square Deep Comfort	500	14,5	25,4	29,8	14-00502	800-1201	800-1201	16-00083	14-00110
220-0113	BIONIQ	Square Deep Comfort	500	14,5	25,4	29,8	14-00502	800-1201	800-1201	16-00083	14-00110
220-0114	BIONIQ	Round Adjustable	700	26,4	30,89	37,16	14-00497	800-1203	800-1203	16-00083	14-00532
220-0115	BIONIQ	Round Adjustable	700	26,4	30,89	37,16	14-00497	800-1203	800-1203	16-00083	14-00532
220-0116	BIONIQ	Round Adjustable	700	26,4	30,89	37,16	14-00497	800-1203	800-1203	16-00083	14-00532
220-0117	BIONIQ	Round Adjustable	350	14	32,7	38,5	14-00502	800-1200	800-1200	16-00083	14-00243
220-0118	BIONIQ	Round Adjustable	350	14	32,7	38,5	14-00502	800-1200	800-1200	16-00083	14-00243
220-0119	BIONIQ	Round Adjustable	350	14	32,7	38,5	14-00502	800-1200	800-1200	16-00083	14-00243
220-0120	BIONIQ	Round Adjustable	700	26,4	30,89	37,16	14-00497	800-1203	800-1203	16-00083	14-00532
220-0121	BIONIQ	Round Adjustable	700	26,4	30,89	37,16	14-00497	800-1203	800-1203	16-00083	14-00532
220-0122	BIONIQ	Round Adjustable	700	26,4	30,89	37,16	14-00497	800-1203	800-1203	16-00083	14-00532
220-0123	BIONIQ	Round Adjustable	350	14	32,7	38,5	14-00502	800-1200	800-1200	16-00083	14-00243
220-0124	BIONIQ	Round Adjustable	350	14	32,7	38,5	14-00502	800-1200	800-1200	16-00083	14-00243
220-0125	BIONIQ	Round Adjustable	350	14	32,7	38,5	14-00502	800-1200	800-1200	16-00083	14-00243
220-0126	BIONIQ	Round Semi Adjustable	700	26,4	30,89	37,16	14-00497	800-1203	800-1203	16-00083	14-00532
220-0127	BIONIQ	Round Semi Adjustable	700	26,4	30,89	37,16	14-00497	800-1203	800-1203	16-00083	14-00532
220-0128	BIONIQ	Round Semi Adjustable	700	26,4	30,89	37,16	14-00497	800-1203	800-1203	16-00083	14-00532
220-0129	BIONIQ	Round Semi Adjustable	350	14	32,7	38,5	14-00502	800-1200	800-1200	16-00083	14-00243
220-0130	BIONIQ	Round Semi Adjustable	350	14	32,7	38,5	14-00502	800-1200	800-1200	16-00083	14-00243
220-0131	BIONIQ	Round Semi Adjustable	350	14	32,7	38,5	14-00502	800-1200	800-1200	16-00083	14-00243
220-0132	BIONIQ	Round Semi Adjustable	700	26,4	30,89	37,16	14-00497	800-1203	800-1203	16-00083	14-00532
220-0133	BIONIQ	Round Semi Adjustable	700	26,4	30,89	37,16	14-00497	800-1203	800-1203	16-00083	14-00532
220-0134	BIONIQ	Round Semi Adjustable	700	26,4	30,89	37,16	14-00497	800-1203	800-1203	16-00083	14-00532
220-0135	BIONIQ	Round Semi Adjustable	350	14	32,7	38,5	14-00502	800-1200	800-1200	16-00083	14-00243

ART. NO.	PRODUCT	DESCRIPTION	mA max.	power max.	LED Vf		DRIVER				
					min.	max.	0/0	DALI	PUSH DIM	CASAMBI	PHASE CUT
220-0136	BIONIQ	Round Semi Adjustable	350	14	32,7	38,5	14-00502	800-1200	800-1200	16-00083	14-00243
220-0137	BIONIQ	Round Semi Adjustable	350	14	32,7	38,5	14-00502	800-1200	800-1200	16-00083	14-00243
220-0138	BIONIQ	Round Pinhole	700	26,4	30,89	37,16	14-00497	800-1203	800-1203	16-00083	14-00532
220-0139	BIONIQ	Round Pinhole	700	26,4	30,89	37,16	14-00497	800-1203	800-1203	16-00083	14-00532
220-0140	BIONIQ	Round Pinhole	700	26,4	30,89	37,16	14-00497	800-1203	800-1203	16-00083	14-00532
220-0141	BIONIQ	Round Pinhole	350	12	28,7	33,9	14-00502	800-1200	800-1200	16-00083	14-00243
220-0142	BIONIQ	Round Pinhole	350	12	28,7	33,9	14-00502	800-1200	800-1200	16-00083	14-00243
220-0143	BIONIQ	Round Pinhole	350	12	28,7	33,9	14-00502	800-1200	800-1200	16-00083	14-00243
220-0144	BIONIQ	Round Adjustable	700	26,4	30,89	37,16	14-00497	800-1203	800-1203	16-00083	14-00532
220-0145	BIONIQ	Round Adjustable	700	26,4	30,89	37,16	14-00497	800-1203	800-1203	16-00083	14-00532
220-0146	BIONIQ	Round Adjustable	700	26,4	30,89	37,16	14-00497	800-1203	800-1203	16-00083	14-00532
220-0147	BIONIQ	Round Adjustable	350	14	32,7	38,5	14-00502	800-1200	800-1200	16-00083	14-00243
220-0148	BIONIQ	Round Adjustable	350	14	32,7	38,5	14-00502	800-1200	800-1200	16-00083	14-00243
220-0149	BIONIQ	Round Adjustable	350	14	32,7	38,5	14-00502	800-1200	800-1200	16-00083	14-00243
220-0150	BIONIQ	Round Adjustable	700	26,4	30,89	37,16	14-00497	800-1203	800-1203	16-00083	14-00532
220-0151	BIONIQ	Round Adjustable	700	26,4	30,89	37,16	14-00497	800-1203	800-1203	16-00083	14-00532
220-0152	BIONIQ	Round Adjustable	700	26,4	30,89	37,16	14-00497	800-1203	800-1203	16-00083	14-00532
220-0153	BIONIQ	Round Adjustable	350	14	32,7	38,5	14-00502	800-1200	800-1200	16-00083	14-00243
220-0154	BIONIQ	Round Adjustable	350	14	32,7	38,5	14-00502	800-1200	800-1200	16-00083	14-00243
220-0155	BIONIQ	Round Adjustable	350	14	32,7	38,5	14-00502	800-1200	800-1200	16-00083	14-00243
220-0156	BIONIQ	Round Semi Adjustable	700	26,4	30,89	37,16	14-00497	800-1203	800-1203	16-00083	14-00532
220-0157	BIONIQ	Round Semi Adjustable	700	26,4	30,89	37,16	14-00497	800-1203	800-1203	16-00083	14-00532
220-0158	BIONIQ	Round Semi Adjustable	700	26,4	30,89	37,16	14-00497	800-1203	800-1203	16-00083	14-00532
220-0159	BIONIQ	Round Semi Adjustable	350	14	32,7	38,5	14-00502	800-1200	800-1200	16-00083	14-00243
220-0160	BIONIQ	Round Semi Adjustable	350	14	32,7	38,5	14-00502	800-1200	800-1200	16-00083	14-00243
220-0161	BIONIQ	Round Semi Adjustable	350	14	32,7	38,5	14-00502	800-1200	800-1200	16-00083	14-00243
220-0162	BIONIQ	Round Semi Adjustable	700	26,4	30,89	37,16	14-00497	800-1203	800-1203	16-00083	14-00532
220-0163	BIONIQ	Round Semi Adjustable	700	26,4	30,89	37,16	14-00497	800-1203	800-1203	16-00083	14-00532
220-0164	BIONIQ	Round Semi Adjustable	700	26,4	30,89	37,16	14-00497	800-1203	800-1203	16-00083	14-00532
220-0165	BIONIQ	Round Semi Adjustable	350	14	32,7	38,5	14-00502	800-1200	800-1200	16-00083	14-00243
220-0166	BIONIQ	Round Semi Adjustable	350	14	32,7	38,5	14-00502	800-1200	800-1200	16-00083	14-00243
220-0167	BIONIQ	Round Semi Adjustable	350	14	32,7	38,5	14-00502	800-1200	800-1200	16-00083	14-00243
220-0168	BIONIQ	Round Deep	700	26,4	30,89	37,16	14-00497	800-1203	800-1203	16-00083	14-00532
220-0169	BIONIQ	Round Deep	700	26,4	30,89	37,16	14-00497	800-1203	800-1203	16-00083	14-00532
220-0170	BIONIQ	Round Deep	700	26,4	30,89	37,16	14-00497	800-1203	800-1203	16-00083	14-00532
220-0171	BIONIQ	Round Deep	350	14	32,7	38,5	14-00502	800-1200	800-1200	16-00083	14-00243
220-0172	BIONIQ	Round Deep	350	14	32,7	38,5	14-00502	800-1200	800-1200	16-00083	14-00243
220-0173	BIONIQ	Round Deep	350	14	32,7	38,5	14-00502	800-1200	800-1200	16-00083	14-00243
220-0174	BIONIQ	Round Deep	700	26,4	30,89	37,16	14-00497	800-1203	800-1203	16-00083	14-00532
220-0175	BIONIQ	Round Deep	700	26,4	30,89	37,16	14-00497	800-1203	800-1203	16-00083	14-00532
220-0176	BIONIQ	Round Deep	700	26,4	30,89	37,16	14-00497	800-1203	800-1203	16-00083	14-00532
220-0177	BIONIQ	Round Deep	350	14	32,7	38,5	14-00502	800-1200	800-1200	16-00083	14-00243
220-0178	BIONIQ	Round Deep	350	14	32,7	38,5	14-00502	800-1200	800-1200	16-00083	14-00243
220-0179	BIONIQ	Round Deep	350	14	32,7	38,5	14-00502	800-1200	800-1200	16-00083	14-00243
220-0180	BIONIQ	Round Wallwash	700	26,4	30,89	37,16	14-00497	800-1203	800-1203	16-00083	14-00532
220-0181	BIONIQ	Round Wallwash	700	26,4	30,89	37,16	14-00497	800-1203	800-1203	16-00083	14-00532
220-0182	BIONIQ	Round Wallwash	700	26,4	30,89	37,16	14-00497	800-1203	800-1203	16-00083	14-00532
220-0183	BIONIQ	Round Wallwash	350	14	32,7	38,5	14-00502	800-1200	800-1200	16-00083	14-00243
220-0184	BIONIQ	Round Wallwash	350	14	32,7	38,5	14-00502	800-1200	800-1200	16-00083	14-00243
220-0185	BIONIQ	Round Wallwash	350	14	32,7	38,5	14-00502	800-1200	800-1200	16-00083	14-00243
220-0186	BIONIQ	Round Wallwash	700	26,4	30,89	37,16	14-00497	800-1203	800-1203	16-00083	14-00532
220-0187	BIONIQ	Round Wallwash	700	26,4	30,89	37,16	14-00497	800-1203	800-1203	16-00083	14-00532
220-0188	BIONIQ	Round Wallwash	700	26,4	30,89	37,16	14-00497	800-1203	800-1203	16-00083	14-00532
220-0189	BIONIQ	Round Wallwash	350	14	32,7	38,5	14-00502	800-1200	800-1200	16-00083	14-00243
220-0190	BIONIQ	Round Wallwash	350	14	32,7	38,5	14-00502	800-1200	800-1200	16-00083	14-00243
220-0191	BIONIQ	Round Wallwash	350	14	32,7	38,5	14-00502	800-1200	800-1200	16-00083	14-00243
220-0192	BIONIQ	Square Adjustable Comfort	500	14,5	25,4	29,8	14-00502	800-1201	800-1201	16-00083	14-00110
220-0193	BIONIQ	Square Adjustable Comfort	500	14,5	25,4	29,8	14-00502	800-1201	800-1201	16-00083	14-00110
220-0194	BIONIQ	Square Adjustable Comfort	500	14,5	25,4	29,8	14-00502	800-1201	800-1201	16-00083	14-00110
220-0195	BIONIQ	Square Adjustable Comfort	350	14	32,7	38,5	14-00502	800-1200	800-1200	16-00083	14-00243
220-0196	BIONIQ	Square Adjustable Comfort	350	14	32,7	38,5	14-00502	800-1200	800-1200	16-00083	14-00243
220-0197	BIONIQ	Square Adjustable Comfort	350	14	32,7	38,5	14-00502	800-1200	800-1200	16-00083	14-00243
220-0200	IMAGINE	Round	500	18,7	30,2	36,45	14-00502	800-1201	800-1201	16-00083	14-00645
220-0201	IMAGINE	Round	500	18,7	30,2	36,45	14-00502	800-1201	800-1201	16-00083	14-00645
220-0202	IMAGINE	Round	500	18,7	30,2	36,45	14-00502	800-1201	800-1201	16-00083	14-00645
220-0203	IMAGINE	Round	350	14	32,7	38,5	14-00502	800-1200	800-1200	16-00083	14-00243
220-0204	IMAGINE	Round	350	14	32,7	38,5	14-00502	800-1200	800-1200	16-00083	14-00243
220-0205	IMAGINE	Round	350	14	32,7	38,5	14-00502	800-1200	800-1200	16-00083	14-00243
220-0210	MECHANIQ	Round	350	14	32,7	38,5	14-00040	16-00005			

ART. NO.	PRODUCT	DESCRIPTION	mA max.	power max.	LED Vf		DRIVER				
					min.	max.	0/0	DALI	PUSH DIM	CASAMBI	PHASE CUT
220-0211	MECHANIQ	Round	350	14	32,7	38,5	14-00040	16-00005			
220-0212	MECHANIQ	Round	350	14	32,7	38,5	14-00040	16-00005			
220-0213	MECHANIQ	Round	700	26,4	30,89	37,16	14-00497	800-1203	800-1203	16-00083	14-00532
220-0214	MECHANIQ	Round	700	26,4	30,89	37,16	14-00497	800-1203	800-1203	16-00083	14-00532
220-0215	MECHANIQ	Round	700	26,4	30,89	37,16	14-00497	800-1203	800-1203	16-00083	14-00532
220-0216	MECHANIQ	Round Comfort	350	14	32,7	38,5	14-00502	800-1200	800-1200	16-00083	14-00243
220-0217	MECHANIQ	Round Comfort	350	14	32,7	38,5	14-00502	800-1200	800-1200	16-00083	14-00243
220-0218	MECHANIQ	Round Comfort	350	14	32,7	38,5	14-00502	800-1200	800-1200	16-00083	14-00243
220-0219	MECHANIQ	Round Comfort	700	26,4	30,89	37,16	14-00497	800-1203	800-1203	16-00083	14-00532
220-0220	MECHANIQ	Round Comfort	700	26,4	30,89	37,16	14-00497	800-1203	800-1203	16-00083	14-00532
220-0221	MECHANIQ	Round Comfort	700	26,4	30,89	37,16	14-00497	800-1203	800-1203	16-00083	14-00532
220-0222	MECHANIQ	Round Efficiency	350	14	32,7	38,5	14-00502	800-1200	800-1200	16-00083	14-00243
220-0223	MECHANIQ	Round Efficiency	350	14	32,7	38,5	14-00502	800-1200	800-1200	16-00083	14-00243
220-0224	MECHANIQ	Round Efficiency	350	14	32,7	38,5	14-00502	800-1200	800-1200	16-00083	14-00243
220-0225	MECHANIQ	Round Efficiency	500	18,7	30,2	36,45	14-00502	800-1201	800-1201	16-00083	14-00645
220-0226	MECHANIQ	Round Efficiency	500	18,7	30,2	36,45	14-00502	800-1201	800-1201	16-00083	14-00645
220-0227	MECHANIQ	Round Efficiency	500	18,7	30,2	36,45	14-00502	800-1201	800-1201	16-00083	14-00645
220-0228	MECHANIQ	Round Deep	350	14	32,7	38,5	14-00502	800-1200	800-1200	16-00083	14-00243
220-0229	MECHANIQ	Round Deep	350	14	32,7	38,5	14-00502	800-1200	800-1200	16-00083	14-00243
220-0230	MECHANIQ	Round Deep	350	14	32,7	38,5	14-00502	800-1200	800-1200	16-00083	14-00243
220-0231	MECHANIQ	Round Deep	700	26,4	30,89	37,16	14-00497	800-1203	800-1203	16-00083	14-00532
220-0232	MECHANIQ	Round Deep	700	26,4	30,89	37,16	14-00497	800-1203	800-1203	16-00083	14-00532
220-0233	MECHANIQ	Round Deep	700	26,4	30,89	37,16	14-00497	800-1203	800-1203	16-00083	14-00532
220-0234	MECHANIQ	Square Comfort	350	14	32,7	38,5	14-00502	800-1200	800-1200	16-00083	14-00243
220-0235	MECHANIQ	Square Comfort	350	14	32,7	38,5	14-00502	800-1200	800-1200	16-00083	14-00243
220-0236	MECHANIQ	Square Comfort	350	14	32,7	38,5	14-00502	800-1200	800-1200	16-00083	14-00243
220-0237	MECHANIQ	Square Comfort	700	26,4	30,89	37,16	14-00497	800-1203	800-1203	16-00083	14-00532
220-0238	MECHANIQ	Square Comfort	700	26,4	30,89	37,16	14-00497	800-1203	800-1203	16-00083	14-00532
220-0239	MECHANIQ	Square Comfort	700	26,4	30,89	37,16	14-00497	800-1203	800-1203	16-00083	14-00532
220-0240	MECHANIQ	Square Efficiency	350	14	32,7	38,5	14-00502	800-1200	800-1200	16-00083	14-00243
220-0241	MECHANIQ	Square Efficiency	350	14	32,7	38,5	14-00502	800-1200	800-1200	16-00083	14-00243
220-0242	MECHANIQ	Square Efficiency	350	14	32,7	38,5	14-00502	800-1200	800-1200	16-00083	14-00243
220-0243	MECHANIQ	Square Efficiency	700	26,4	30,89	37,16	14-00497	800-1203	800-1203	16-00083	14-00532
220-0244	MECHANIQ	Square Efficiency	700	26,4	30,89	37,16	14-00497	800-1203	800-1203	16-00083	14-00532
220-0245	MECHANIQ	Square Efficiency	700	26,4	30,89	37,16	14-00497	800-1203	800-1203	16-00083	14-00532
220-0246	MECHANIQ	Square Comfort Double	350	2x 14	32,7	38,5	2x 14-00502	2x 800-1200	2x 800-1200	2x 16-00083	2x 14-00243
220-0247	MECHANIQ	Square Comfort Double	350	2x 14	32,7	38,5	2x 14-00502	2x 800-1200	2x 800-1200	2x 16-00083	2x 14-00243
220-0248	MECHANIQ	Square Comfort Double	350	2x 14	32,7	38,5	2x 14-00502	2x 800-1200	2x 800-1200	2x 16-00083	2x 14-00243
220-0249	MECHANIQ	Square Comfort Double	2x 700	2x 26,4	30,89	37,16	14-00497	800-1203	800-1203	16-00083	14-00532
220-0250	MECHANIQ	Square Comfort Double	2x 700	2x 26,4	30,89	37,16	14-00497	800-1203	800-1203	16-00083	14-00532
220-0251	MECHANIQ	Square Comfort Double	2x 700	2x 26,4	30,89	37,16	14-00497	800-1203	800-1203	16-00083	14-00532
220-0252	MECHANIQ	Square Efficiency Double	350	2x 14	32,7	38,5	2x 14-00502	2x 800-1200	2x 800-1200	2x 16-00083	2x 14-00243
220-0253	MECHANIQ	Square Efficiency Double	350	2x 14	32,7	38,5	2x 14-00502	2x 800-1200	2x 800-1200	2x 16-00083	2x 14-00243
220-0254	MECHANIQ	Square Efficiency Double	350	2x 14	32,7	38,5	2x 14-00502	2x 800-1200	2x 800-1200	2x 16-00083	2x 14-00243
220-0255	MECHANIQ	Square Efficiency Double	2x 500	2x 18,7	30,2	36,45	14-00502	800-1201	800-1201	16-00083	16-00645
220-0256	MECHANIQ	Square Efficiency Double	2x 500	2x 18,7	30,2	36,45	14-00502	800-1201	800-1201	16-00083	16-00645
220-0257	MECHANIQ	Square Efficiency Double	2x 500	2x 18,7	30,2	36,45	14-00502	800-1201	800-1201	16-00083	16-00645
220-0258	MECHANIQ	Round	700	21,2	25,06	31,16	14-00497	800-1229	800-1229	16-00083	14-00097
220-0259	MECHANIQ	Round	700	21,2	25,06	31,16	14-00497	800-1229	800-1229	16-00083	14-00097
220-0260	MECHANIQ	Round	700	21,2	25,06	31,16	14-00497	800-1229	800-1229	16-00083	14-00097
220-0261	MECHANIQ	Round	1050	41,9	32,01	38,3	800-1244	800-1205	800-1205		14-00532
220-0262	MECHANIQ	Round	1050	41,9	32,01	38,3	800-1244	800-1205	800-1205		14-00532
220-0263	MECHANIQ	Round	1050	41,9	32,01	38,3	800-1244	800-1205	800-1205		14-00532
220-0264	MECHANIQ	Round Comfort	700	21,2	25,06	31,16	14-00497	800-1229	800-1229	16-00083	14-00097
220-0265	MECHANIQ	Round Comfort	700	21,2	25,06	31,16	14-00497	800-1229	800-1229	16-00083	14-00097
220-0266	MECHANIQ	Round Comfort	700	21,2	25,06	31,16	14-00497	800-1229	800-1229	16-00083	14-00097
220-0267	MECHANIQ	Round Comfort	1050	41,9	32,01	38,3	800-1244	800-1205	800-1205		14-00532
220-0268	MECHANIQ	Round Comfort	1050	41,9	32,01	38,3	800-1244	800-1205	800-1205		14-00532
220-0269	MECHANIQ	Round Comfort	1050	41,9	32,01	38,3	800-1244	800-1205	800-1205		14-00532
220-0270	MECHANIQ	Round Efficiency	700	21,2	25,06	31,16	14-00497	800-1229	800-1229	16-00083	14-00097
220-0271	MECHANIQ	Round Efficiency	700	21,2	25,06	31,16	14-00497	800-1229	800-1229	16-00083	14-00097
220-0272	MECHANIQ	Round Efficiency	700	21,2	25,06	31,16	14-00497	800-1229	800-1229	16-00083	14-00097
220-0273	MECHANIQ	Round Efficiency	700	26,4	30,89	37,16	14-00497	800-1203	800-1203	16-00083	14-00532
220-0274	MECHANIQ	Round Efficiency	700	26,4	30,89	37,16	14-00497	800-1203	800-1203	16-00083	14-00532
220-0275	MECHANIQ	Round Efficiency	700	26,4	30,89	37,16	14-00497	800-1203	800-1203	16-00083	14-00532
220-0276	MECHANIQ	Square Comfort	700	21,2	25,06	31,16	14-00497	800-1229	800-1229	16-00083	14-00097
220-0277	MECHANIQ	Square Comfort	700	21,2	25,06	31,16	14-00497	800-1229	800-1229	16-00083	14-00097
220-0278	MECHANIQ	Square Comfort	700	21,2	25,06	31,16	14-00497	800-1229	800-1229	16-00083	14-00097
220-0279	MECHANIQ	Square Comfort	1050	41,9	32,01	38,3	800-1244	800-1205	800-1205		14-00532

ART. NO.	PRODUCT	DESCRIPTION	mA max.	power max.	LED Vf		DRIVER				
					min.	max.	0/0	DALI	PUSH DIM	CASAMBI	PHASE CUT
220-0280	MECHANIQ	Square Comfort	1050	41,9	32,01	38,3	800-1244	800-1205	800-1205		14-00532
220-0281	MECHANIQ	Square Comfort	1050	41,9	32,01	38,3	800-1244	800-1205	800-1205		14-00532
220-0282	MECHANIQ	Square Efficiency	700	21,2	25,06	31,16	14-00497	800-1229	800-1229	16-00083	14-00097
220-0283	MECHANIQ	Square Efficiency	700	21,2	25,06	31,16	14-00497	800-1229	800-1229	16-00083	14-00097
220-0284	MECHANIQ	Square Efficiency	700	21,2	25,06	31,16	14-00497	800-1229	800-1229	16-00083	14-00097
220-0285	MECHANIQ	Square Efficiency	700	26,4	30,89	37,16	14-00497	800-1203	800-1203	16-00083	14-00532
220-0286	MECHANIQ	Square Efficiency	700	26,4	30,89	37,16	14-00497	800-1203	800-1203	16-00083	14-00532
220-0287	MECHANIQ	Square Efficiency	700	26,4	30,89	37,16	14-00497	800-1203	800-1203	16-00083	14-00532
220-0288	MECHANIQ	Square Comfort Double	2x 700	2x21,2	25,06	31,16	14-00497	800-1229	800-1229	16-00083	14-00097
220-0289	MECHANIQ	Square Comfort Double	2x 700	2x21,2	25,06	31,16	14-00497	800-1229	800-1229	16-00083	14-00097
220-0290	MECHANIQ	Square Comfort Double	2x 700	2x21,2	25,06	31,16	14-00497	800-1229	800-1229	16-00083	14-00097
220-0291	MECHANIQ	Square Comfort Double	2x1050	2x41,9	32,01	38,3	800-1244	800-1205	800-1205		14-00532
220-0292	MECHANIQ	Square Comfort Double	2x1050	2x41,9	32,01	38,3	800-1244	800-1205	800-1205		14-00532
220-0293	MECHANIQ	Square Comfort Double	2x1050	2x41,9	32,01	38,3	800-1244	800-1205	800-1205		14-00532
220-0294	MECHANIQ	Square Efficiency Double	2x 700	2x21,2	25,06	31,16	14-00497	800-1229	800-1229	16-00083	14-00097
220-0295	MECHANIQ	Square Efficiency Double	2x 700	2x21,2	25,06	31,16	14-00497	800-1229	800-1229	16-00083	14-00097
220-0296	MECHANIQ	Square Efficiency Double	2x 700	2x21,2	25,06	31,16	14-00497	800-1229	800-1229	16-00083	14-00097
220-0297	MECHANIQ	Square Efficiency Double	2x 700	2x26,4	30,89	37,16	14-00497	800-1203	800-1203	16-00083	14-00532
220-0298	MECHANIQ	Square Efficiency Double	2x 700	2x26,4	30,89	37,16	14-00497	800-1203	800-1203	16-00083	14-00532
220-0299	MECHANIQ	Square Efficiency Double	2x 700	2x26,4	30,89	37,16	14-00497	800-1203	800-1203	16-00083	14-00532
220-0300	MAGIQ	4	1050	13,3	10,9	12,2	16-122236	800-1245	800-1245	16-00083	
220-0301	MAGIQ	4	1050	13,3	10,9	12,2	16-122236	800-1245	800-1245	16-00083	
220-0302	MAGIQ	4	1050	13,3	10,9	12,2	16-122236	800-1245	800-1245	16-00083	
220-0303	MAGIQ	8	1050	26,6	21,8	24,4	800-1220	800-1246	800-1246	16-00083	
220-0304	MAGIQ	8	1050	26,6	21,8	24,4	800-1220	800-1246	800-1246	16-00083	
220-0305	MAGIQ	8	1050	26,6	21,8	24,4	800-1220	800-1246	800-1246	16-00083	
220-0306	MAGIQ	Wallwash	500	31,4	53,3	59,85	800-1222	16-122413			
220-0307	MAGIQ	Wallwash	500	31,4	53,3	59,85	800-1222	16-122413			
220-0308	MAGIQ	Wallwash	500	31,4	53,3	59,85	800-1222	16-122413			
220-0350	MAGIQ	4 Korona	1050	13,3	10,9	12,2	16-122236	800-1245	800-1245	16-00083	
220-0351	MAGIQ	4 Korona	1050	13,3	10,9	12,2	16-122236	800-1245	800-1245	16-00083	
220-0352	MAGIQ	4 Korona	1050	13,3	10,9	12,2	16-122236	800-1245	800-1245	16-00083	
220-0353	MAGIQ	8 Korona	1050	26,6	21,8	24,4	800-1220	800-1246	800-1246	16-00083	
220-0354	MAGIQ	8 Korona	1050	26,6	21,8	24,4	800-1220	800-1246	800-1246	16-00083	
220-0355	MAGIQ	8 Korona	1050	26,6	21,8	24,4	800-1220	800-1246	800-1246	16-00083	
220-0360	BIONIQ	Round Adjustable	350	12	30,6	37	not possible	800-1200	800-1200	16-00083	14-00243
220-0361	BIONIQ	Round Adjustable	350	12	30,6	37	not possible	800-1200	800-1200	16-00083	14-00243
220-0362	BIONIQ	Round Pinhole	350	12	30,6	37	not possible	800-1200	800-1200	16-00083	14-00243
220-0363	BIONIQ	Square Pinhole	350	12	30,6	37	not possible	800-1200	800-1200	16-00083	14-00243
220-0364	BIONIQ	Round Semi Adjustable	350	12	30,6	37	not possible	800-1200	800-1200	16-00083	14-00243
220-0365	BIONIQ	Round Semi Adjustable	350	12	30,6	37	not possible	800-1200	800-1200	16-00083	14-00243
220-0366	BIONIQ	Round Deep	350	12	30,6	37	not possible	800-1200	800-1200	16-00083	14-00243
220-0367	BIONIQ	Round Wallwash	350	12	30,6	37	not possible	800-1200	800-1200	16-00083	14-00243
220-0368	BIONIQ	Round Wallwash	350	12	30,6	37	not possible	800-1200	800-1200	16-00083	14-00243
220-0369	BIONIQ	Square Adjustable	350	12	30,6	37	not possible	800-1200	800-1200	16-00083	14-00243
220-0370	BIONIQ	Square Deep	350	12	30,6	37	not possible	800-1200	800-1200	16-00083	14-00243
220-0371	BIONIQ	Square Deep Comfort	350	12	30,6	37	not possible	800-1200	800-1200	16-00083	14-00243
220-0372	BIONIQ	Square Adjust. Comfort	350	12	30,6	37	not possible	800-1200	800-1200	16-00083	14-00243
220-0373	DICE	4DI	350	12	30,6	37	not possible	800-1200	800-1200	16-00083	14-00243
220-0374	OIKO		350	12	30,6	37	not possible	800-1200	800-1200	16-00083	14-00243
220-0376	INVADER	Semi-on	350	12	30,6	37	not possible	800-1200	800-1200	16-00083	14-00243
220-0377	INVADER		350	12	30,6	37	not possible	800-1200	800-1200	16-00083	14-00243
220-0378	INVADER	Wallwash	350	12	30,6	37	not possible	800-1200	800-1200	16-00083	14-00243
220-0379	INVADER	Adjustable	350	12	30,6	37	not possible	800-1200	800-1200	16-00083	14-00243
220-0400	MAGIQ	4	1050	13,3	10,9	12,2	16-122236	800-1245	800-1245	16-00083	
220-0401	MAGIQ	4	1050	13,3	10,9	12,2	16-122236	800-1245	800-1245	16-00083	
220-0402	MAGIQ	4	1050	13,3	10,9	12,2	16-122236	800-1245	800-1245	16-00083	
220-0403	MAGIQ	8	1050	26,6	21,8	24,4	800-1220	800-1246	800-1246	16-00083	
220-0404	MAGIQ	8	1050	26,6	21,8	24,4	800-1220	800-1246	800-1246	16-00083	
220-0405	MAGIQ	8	1050	26,6	21,8	24,4	800-1220	800-1246	800-1246	16-00083	
220-0406	MAGIQ	Wallwash	500	31,4	53,3	59,85	800-1222	16-122413			
220-0407	MAGIQ	Wallwash	500	31,4	53,3	59,85	800-1222	16-122413			
220-0408	MAGIQ	Wallwash	500	31,4	53,3	59,85	800-1222	16-122413			
220-0409	MAGIQ	4 Korona	1050	13,3	10,9	12,2	16-122236	800-1245	800-1245	16-00083	
220-0410	MAGIQ	4 Korona	1050	13,3	10,9	12,2	16-122236	800-1245	800-1245	16-00083	
220-0411	MAGIQ	4 Korona	1050	13,3	10,9	12,2	16-122236	800-1245	800-1245	16-00083	
220-0412	MAGIQ	8 Korona	1050	26,6	21,8	24,4	800-1220	800-1246	800-1246	16-00083	
220-0413	MAGIQ	8 Korona	1050	26,6	21,8	24,4	800-1220	800-1246	800-1246	16-00083	
220-0414	MAGIQ	8 Korona	1050	26,6	21,8	24,4	800-1220	800-1246	800-1246	16-00083	

= NATURAL DIM

ART. NO.	PRODUCT	DESCRIPTION	mA max.	power max.	LED Vf		DRIVER				
					min.	max.	0/0	DALI	PUSH DIM	CASAMBI	PHASE CUT
220-0420	DELIGHT	Gooo!	700	2,3	2,5	3,25	16-122354	16-00005			
220-0421	DELIGHT	Gooo!	700	2,3	2,5	3,25	16-122354	16-00005			
220-0422	DELIGHT	Gooo!	700	2,3	2,5	3,25	16-122354	16-00005			
220-0427	DELIGHT	Gooo!	700	2,3	2,5	3,25	16-122354	16-00005			
220-0428	DELIGHT	Gooo!	700	2,3	2,5	3,25	16-122354	16-00005			
220-0429	DELIGHT	Gooo!	700	2,3	2,5	3,25	16-122354	16-00005			
220-0434	DELIGHT	Lollipop Round Wide	700	2,3	2,5	3,25	16-122354	16-00005 *			
220-0435	DELIGHT	Lollipop Round Wide	700	2,3	2,5	3,25	16-122354	16-00005 *			
220-0436	DELIGHT	Lollipop Round Wide	700	2,3	2,5	3,25	16-122354	16-00005 *			
220-0441	DELIGHT	Lollipop Round	700	2,3	2,5	3,25	16-122354	16-00005 *			
220-0442	DELIGHT	Lollipop Round	700	2,3	2,5	3,25	16-122354	16-00005 *			
220-0443	DELIGHT	Lollipop Round	700	2,3	2,5	3,25	16-122354	16-00005 *			
220-0448	DELIGHT	Lollipop Square	700	2,3	2,5	3,25	16-122354	16-00005 *			
220-0449	DELIGHT	Lollipop Square	700	2,3	2,5	3,25	16-122354	16-00005 *			
220-0450	DELIGHT	Lollipop Square	700	2,3	2,5	3,25	16-122354	16-00005 *			
220-0455	DELIGHT	Lollipop Square Wide	700	2,3	2,5	3,25	16-122354	16-00005 *			
220-0456	DELIGHT	Lollipop Square Wide	700	2,3	2,5	3,25	16-122354	16-00005 *			
220-0457	DELIGHT	Lollipop Square Wide	700	2,3	2,5	3,25	16-122354	16-00005 *			
220-0462	DELIGHT	String Wide	700	2,3	2,5	3,25	16-122354	16-00005			
220-0463	DELIGHT	String Wide	700	2,3	2,5	3,25	16-122354	16-00005			
220-0464	DELIGHT	String Wide	700	2,3	2,5	3,25	16-122354	16-00005			
220-0469	DELIGHT	String	700	2,3	2,5	3,25	16-122354	16-00005			
220-0470	DELIGHT	String	700	2,3	2,5	3,25	16-122354	16-00005			
220-0471	DELIGHT	String	700	2,3	2,5	3,25	16-122354	16-00005			
220-0476	DELIGHT	String Wide	700	2,3	2,5	3,25	16-122354	16-00005			
220-0477	DELIGHT	String Wide	700	2,3	2,5	3,25	16-122354	16-00005			
220-0478	DELIGHT	String Wide	700	2,3	2,5	3,25	16-122354	16-00005			
220-0483	DELIGHT	String	700	2,3	2,5	3,25	16-122354	16-00005			
220-0484	DELIGHT	String	700	2,3	2,5	3,25	16-122354	16-00005			
220-0485	DELIGHT	String	700	2,3	2,5	3,25	16-122354	16-00005			
220-0490	MAGIQ	2	1050	7	5,5	6,1	16-122236	800-1245	800-1245	16-00083	
220-0491	MAGIQ	2	1050	7	5,5	6,1	16-122236	800-1245	800-1245	16-00083	
220-0492	MAGIQ	2	1050	7	5,5	6,1	16-122236	800-1245	800-1245	16-00083	
220-0493	MAGIQ	2	1050	7	5,5	6,1	16-122236	800-1245	800-1245	16-00083	
220-0494	MAGIQ	2	1050	7	5,5	6,1	16-122236	800-1245	800-1245	16-00083	
220-0495	MAGIQ	2	1050	7	5,5	6,1	16-122236	800-1245	800-1245	16-00083	
220-0496	MAGIQ	2 Korona	1050	7	5,5	6,1	16-122236	800-1245	800-1245	16-00083	
220-0497	MAGIQ	2 Korona	1050	7	5,5	6,1	16-122236	800-1245	800-1245	16-00083	
220-0498	MAGIQ	2 Korona	1050	7	5,5	6,1	16-122236	800-1245	800-1245	16-00083	
220-0499	MAGIQ	2 Korona	1050	7	5,5	6,1	16-122236	800-1245	800-1245	16-00083	
220-0500	MAGIQ	2 Korona	1050	7	5,5	6,1	16-122236	800-1245	800-1245	16-00083	
220-0501	MAGIQ	2 Korona	1050	7	5,5	6,1	16-122236	800-1245	800-1245	16-00083	
220-0502	MAGIQ	2x2	1050	13,3	11	12,2	16-122236	800-1245	800-1245	16-00083	
220-0503	MAGIQ	2x2	1050	13,3	11	12,2	16-122236	800-1245	800-1245	16-00083	
220-0504	MAGIQ	2x2	1050	13,3	11	12,2	16-122236	800-1245	800-1245	16-00083	
220-0505	MAGIQ	2x2 Korona	1050	13,3	11	12,2	16-122236	800-1245	800-1245	16-00083	
220-0506	MAGIQ	2x2 Korona	1050	13,3	11	12,2	16-122236	800-1245	800-1245	16-00083	
220-0507	MAGIQ	2x2 Korona	1050	13,3	11	12,2	16-122236	800-1245	800-1245	16-00083	
220-0508	MAGIQ	2x2	1050	13,3	11	12,2	16-122236	800-1245	800-1245	16-00083	
220-0509	MAGIQ	2x2	1050	13,3	11	12,2	16-122236	800-1245	800-1245	16-00083	
220-0510	MAGIQ	2x2	1050	13,3	11	12,2	16-122236	800-1245	800-1245	16-00083	
220-0511	MAGIQ	2x2 Korona	1050	13,3	11	12,2	16-122236	800-1245	800-1245	16-00083	
220-0512	MAGIQ	2x2 Korona	1050	13,3	11	12,2	16-122236	800-1245	800-1245	16-00083	
220-0513	MAGIQ	2x2 Korona	1050	13,3	11	12,2	16-122236	800-1245	800-1245	16-00083	
220-0514	MAGIQ	Hollow Wallwash	700	19	22,3	24,7	14-00497	800-1229	800-1229	16-00083	14-00097
220-0515	MAGIQ	Hollow Wallwash	700	19	22,3	24,7	14-00497	800-1229	800-1229	16-00083	14-00097
220-0516	MAGIQ	Hollow Wallwash	700	19	22,3	24,7	14-00497	800-1229	800-1229	16-00083	14-00097
220-0517	MAGIQ	Hollow Wallwash Korona	700	19	22,3	24,7	14-00497	800-1229	800-1229	16-00083	14-00097
220-0518	MAGIQ	Hollow Wallwash Korona	700	19	22,3	24,7	14-00497	800-1229	800-1229	16-00083	14-00097
220-0519	MAGIQ	Hollow Wallwash Korona	700	19	22,3	24,7	14-00497	800-1229	800-1229	16-00083	14-00097
220-0520	MAGIQ	Hollow Wallwash	700	19	22,3	24,7	14-00497	800-1229	800-1229	16-00083	14-00097
220-0521	MAGIQ	Hollow Wallwash	700	19	22,3	24,7	14-00497	800-1229	800-1229	16-00083	14-00097
220-0522	MAGIQ	Hollow Wallwash	700	19	22,3	24,7	14-00497	800-1229	800-1229	16-00083	14-00097
220-0523	MAGIQ	Hollow Wallwash Korona	700	19	22,3	24,7	14-00497	800-1229	800-1229	16-00083	14-00097
220-0524	MAGIQ	Hollow Wallwash Korona	700	19	22,3	24,7	14-00497	800-1229	800-1229	16-00083	14-00097
220-0525	MAGIQ	Hollow Wallwash Korona	700	19	22,3	24,7	14-00497	800-1229	800-1229	16-00083	14-00097
220-0526	OIKO		500	18,7	30,2	36,45	14-00502	800-1201	800-1201	16-00083	14-00645
220-0527	OIKO		500	18,7	30,2	36,45	14-00502	800-1201	800-1201	16-00083	14-00645
220-0528	OIKO		500	18,7	30,2	36,45	14-00502	800-1201	800-1201	16-00083	14-00645

* Revisionsöffnung nötig, da Treiberabmessnung größer als notwendiger Deckenausschnitt | *Inspection opening necessary because driver dimension is larger than the necessary ceiling cutout*

ART. NO.	PRODUCT	DESCRIPTION	mA max.	power max.	LED Vf		DRIVER				
					min.	max.	0/0	DALI	PUSH DIM	CASAMBI	PHASE CUT
220-0529	OIKO	Comfort	350	13,4	31,73	38,39	14-00502	800-1200	800-1200	16-00083	14-00243
220-0530	OIKO	Comfort	350	13,4	31,73	38,39	14-00502	800-1200	800-1200	16-00083	14-00243
220-0531	OIKO	Comfort	350	13,4	31,73	38,39	14-00502	800-1200	800-1200	16-00083	14-00243
220-0532	OIKO	Comfort ◓	350	12	30,6	37	not possible	800-1200	800-1200	16-00083	14-00243
220-0533	OIKO	Comfort	500	18,7	30,2	36,45	14-00502	800-1201	800-1201	16-00083	14-00645
220-0534	OIKO	Comfort	500	18,7	30,2	36,45	14-00502	800-1201	800-1201	16-00083	14-00645
220-0535	OIKO	Comfort	500	18,7	30,2	36,45	14-00502	800-1201	800-1201	16-00083	14-00645
220-0536	OIKO	Comfort	700	26,4	30,89	37,16	14-00497	800-1203	800-1203	16-00083	14-00532
220-0537	OIKO	Comfort	700	26,4	30,89	37,16	14-00497	800-1203	800-1203	16-00083	14-00532
220-0538	OIKO	Comfort	700	26,4	30,89	37,16	14-00497	800-1203	800-1203	16-00083	14-00532
220-0539	OIKO	Comfort	900	34,1	30,25	36,51	800-1202	800-1204	800-1204	16-00083	
220-0540	OIKO	Comfort	900	34,1	30,25	36,51	800-1202	800-1204	800-1204	16-00083	
220-0541	INVADER	Deep	350	13,4	31,73	38,39	14-00502	800-1200	800-1200	16-00083	14-00243
220-0542	INVADER	Deep	350	13,4	31,73	38,39	14-00502	800-1200	800-1200	16-00083	14-00243
220-0543	INVADER	Deep	350	13,4	31,73	38,39	14-00502	800-1200	800-1200	16-00083	14-00243
220-0544	INVADER	Deep ◓	350	12	30,6	37	not possible	800-1200	800-1200	16-00083	14-00243
220-0545	DELIGHT	String Step Wide	24V DC	2,2			LMV12W24				
220-0546	DELIGHT	String Step Wide	24V DC	4,4			LMV12W24				
220-0547	DELIGHT	String Step	24V DC	2,2			LMV12W24				
220-0548	DELIGHT	String Step	24V DC	4,4			LMV12W24				
220-0549	DELIGHT	String Step Wide	24V DC	2,2			LMV12W24				
220-0550	DELIGHT	String Step Wide	24V DC	4,4			LMV12W24				
220-0551	DELIGHT	String Step	24V DC	2,2			LMV12W24				
220-0552	DELIGHT	String Step	24V DC	4,4			LMV12W24				
220-0553	INVADER		250	6,8	30,6	37	16-122358	800-1228	800-1228		14-00648
220-0554	INVADER		250	6,8	30,6	37	16-122358	800-1228	800-1228		14-00648
220-0555	INVADER		250	6,8	30,6	37	16-122358	800-1228	800-1228		14-00648
220-0556	DELIGHT	Gooo! Floorwash	24V DC	2,2			LMV12W24				
220-0557	DELIGHT	Gooo! Floorwash	24V DC	4,4			LMV12W24				
220-0558	DELIGHT	Gooo! Floorwash	24V DC	2,2			LMV12W24				
220-0559	INVADER		24V DC	4,4			LMV12W24	800-1200	800-1200	16-00083	14-00243
220-0560	INVADER		24V DC	2,2			LMV12W24	800-1200	800-1200	16-00083	14-00243
220-0561	INVADER		24V DC	4,4			LMV12W24	800-1200	800-1200	16-00083	14-00243
220-0562	INVADER		24V DC	2,2			LMV12W24	800-1200	800-1200	16-00083	14-00243
220-0563	INVADER		24V DC	4,4			LMV12W24	800-1200	800-1200	16-00083	14-00243
220-0564	INVADER		350	13,4	31,73	38,39	14-00502	800-1200	800-1200	16-00083	14-00243
220-0565	INVADER	Adjustable	350	13,4	31,73	38,39	14-00502	800-1200	800-1200	16-00083	14-00243
220-0566	INVADER	Adjustable	350	13,4	31,73	38,39	14-00502	800-1200	800-1200	16-00083	14-00243
220-0567	INVADER	Adjustable	350	13,4	31,73	38,39	14-00502	800-1200	800-1200	16-00083	14-00243
220-0568	INVADER	Adjustable	350	13,4	31,73	38,39	14-00502	800-1200	800-1200	16-00083	14-00243
220-0569	INVADER	Adjustable	350	13,4	31,73	38,39	14-00502	800-1200	800-1200	16-00083	14-00243
220-0570	INVADER	Adjustable	350	13,4	31,73	38,39	14-00502	800-1200	800-1200	16-00083	14-00243
220-0571	INVADER	Semi-on	250	6,8	30,6	37	16-122358	800-1228	800-1228		14-00648
220-0572	INVADER	Semi-on	250	6,8	30,6	37	16-122358	800-1228	800-1228		14-00648
220-0573	INVADER	Semi-on	250	6,8	30,6	37	16-122358	800-1228	800-1228		14-00648
220-0574	INVADER	Wallwash	350	13,4	31,73	38,39	14-00502	800-1200	800-1200	16-00083	14-00243
220-0575	INVADER	Wallwash	350	13,4	31,73	38,39	14-00502	800-1200	800-1200	16-00083	14-00243
220-0576	INVADER	Wallwash	350	13,4	31,73	38,39	14-00502	800-1200	800-1200	16-00083	14-00243
220-0577	INVADER	Wallwash	350	13,4	31,73	38,39	14-00502	800-1200	800-1200	16-00083	14-00243
220-0578	INVADER	Wallwash	350	13,4	31,73	38,39	14-00502	800-1200	800-1200	16-00083	14-00243
220-0579	INVADER	Wallwash	350	13,4	31,73	38,39	14-00502	800-1200	800-1200	16-00083	14-00243
220-0580	OIKO		350	13,4	31,73	38,39	14-00502	800-1200	800-1200	16-00083	14-00243
220-0581	OIKO		350	13,4	31,73	38,39	14-00502	800-1200	800-1200	16-00083	14-00243
220-0582	OIKO		350	13,4	31,73	38,39	14-00502	800-1200	800-1200	16-00083	14-00243
220-0583	DICE	4DI	350	13,4	31,73	38,39	14-00502	800-1200	800-1200	16-00083	14-00243
220-0584	DICE	4DI	350	13,4	31,73	38,39	14-00502	800-1200	800-1200	16-00083	14-00243
220-0585	DICE	4DI	350	13,4	31,73	38,39	14-00502	800-1200	800-1200	16-00083	14-00243
220-0590	OIKO	Pro asym.	600	12	16,5	19,5	800-1250	800-1242	800-1242	16-00083	
220-0591	OIKO	Pro 10°	225	9,3	35	40,4	800-1247	800-1248	800-1248		
220-0592	OIKO	Pro 30°	600	12	16,5	19,5	800-1250	800-1242	800-1242	16-00083	
220-0593	OIKO	Pro 50°	600	12	16,5	19,5	800-1250	800-1242	800-1242	16-00083	
220-0594	OIKO	Pro 70°	600	12	16,5	19,5	800-1250	800-1242	800-1242	16-00083	
220-0595	OIKO	Pro asym.	350	9	22,6	25		800-1251	800-1251		
220-0597	OIKO	Pro 30°	350	9	22,6	25		800-1251	800-1251		
220-0598	OIKO	Pro 50°	350	9	22,6	25		800-1251	800-1251		
220-0599	OIKO	Pro 70°	350	9	22,6	25		800-1251	800-1251		
220-0600	OIKO	Pro IP asym.	600	12	16,5	19,5	800-1250	800-1242	800-1242	16-00083	
220-0601	OIKO	Pro IP 10°	225	9,3	35	40,4	800-1247	800-1248	800-1248		
220-0602	OIKO	Pro IP 30°	600	12	16,5	19,5	800-1250	800-1242	800-1242	16-00083	

◓ = NATURAL DIM

ART. NO.	PRODUCT	DESCRIPTION	mA max.	power max.	LED Vf		DRIVER				
					min.	max.	0/0	DALI	PUSH DIM	CASAMBI	PHASE CUT
220-0603	OIKO	Pro IP 50°	600	12	16,5	19,5	800-1250	800-1242	800-1242	16-00083	
220-0604	OIKO	Pro IP 70°	600	12	16,5	19,5	800-1250	800-1242	800-1242	16-00083	
220-0605	OIKO	Pro IP asym.	350	9	22,6	25		800-1251	800-1251		
220-0607	OIKO	Pro IP 30°	350	9	22,6	25		800-1251	800-1251		
220-0608	OIKO	Pro IP 50°	350	9	22,6	25		800-1251	800-1251		
220-0609	OIKO	Pro IP 70°	350	9	22,6	25		800-1251	800-1251		
220-0610	OIKO	Pro concrete asym.	600	12	16,5	19,5	800-1250	800-1242	800-1242	16-00083	
220-0611	OIKO	Pro concrete 10°	225	9,3	35	40,4	800-1247	800-1248	800-1248		
220-0612	OIKO	Pro concrete 30°	600	12	16,5	19,5	800-1250	800-1242	800-1242	16-00083	
220-0613	OIKO	Pro concrete 50°	600	12	16,5	19,5	800-1250	800-1242	800-1242	16-00083	
220-0614	OIKO	Pro concrete 70°	600	12	16,5	19,5	800-1250	800-1242	800-1242	16-00083	
220-0615	OIKO	Pro concrete asym.	350	9	22,6	25		800-1251	800-1251		
220-0617	OIKO	Pro concrete 30°	350	9	22,6	25		800-1251	800-1251		
220-0618	OIKO	Pro concrete 50°	350	9	22,6	25		800-1251	800-1251		
220-0619	OIKO	Pro concrete 70°	350	9	22,6	25		800-1251	800-1251		
220-0620	OIKO	Pro IP concrete asym.	600	12	16,5	19,5	800-1250	800-1242	800-1242	16-00083	
220-0621	OIKO	Pro IP concrete 10°	225	9,3	35	40,4	800-1247	800-1248	800-1248		
220-0622	OIKO	Pro IP concrete 30°	600	12	16,5	19,5	800-1250	800-1242	800-1242	16-00083	
220-0623	OIKO	Pro IP concrete 50°	600	12	16,5	19,5	800-1250	800-1242	800-1242	16-00083	
220-0624	OIKO	Pro IP concrete 70°	600	12	16,5	19,5	800-1250	800-1242	800-1242	16-00083	
220-0625	OIKO	Pro IP concrete asym.	350	9	22,6	25		800-1251	800-1251		
220-0627	OIKO	Pro IP concrete 30°	350	9	22,6	25		800-1251	800-1251		
220-0628	OIKO	Pro IP concrete 50°	350	9	22,6	25		800-1251	800-1251		
220-0629	OIKO	Pro IP concrete 70°	350	9	22,6	25		800-1251	800-1251		
220-0651	MAGIQ MICRO DOT	4	1050	13,3	10,9	12,2	16-122236	800-1245	800-1245	16-00083	
220-0652	MAGIQ MICRO DOT	4	1050	13,3	10,9	12,2	16-122236	800-1245	800-1245	16-00083	
220-0653	MAGIQ MICRO DOT	4	1050	13,3	10,9	12,2	16-122236	800-1245	800-1245	16-00083	
220-0654	MAGIQ MICRO DOT	8	1050	26,6	21,8	24,4	800-1220	800-1246	800-1246	16-00083	
220-0655	MAGIQ MICRO DOT	8	1050	26,6	21,8	24,4	800-1220	800-1246	800-1246	16-00083	
220-0656	MAGIQ MICRO DOT	8	1050	26,6	21,8	24,4	800-1220	800-1246	800-1246	16-00083	
220-0657	MAGIQ MICRO DOT	2	1050	7	5,5	6,1	16-122236	800-1245	800-1245	16-00083	
220-0658	MAGIQ MICRO DOT	2	1050	7	5,5	6,1	16-122236	800-1245	800-1245	16-00083	
220-0659	MAGIQ MICRO DOT	2	1050	7	5,5	6,1	16-122236	800-1245	800-1245	16-00083	
220-0660	MAGIQ MICRO DOT	2x2	1050	13,3	11	12,2	16-122236	800-1245	800-1245	16-00083	
220-0661	MAGIQ MICRO DOT	2x2	1050	13,3	11	12,2	16-122236	800-1245	800-1245	16-00083	
220-0662	MAGIQ MICRO DOT	2x2	1050	13,3	11	12,2	16-122236	800-1245	800-1245	16-00083	
810-1040	MAGIQ	Pro asym.	500	9,8	16,5	19,2	44-01098	800-1249	800-1249	16-00083	14-00110
810-1041	MAGIQ	Pro 10°	225	9,3	35	40,4	800-1247	800-1248	800-1248		
810-1042	MAGIQ	Pro 30°	500	9,8	16,5	19,2	44-01098	800-1249	800-1249	16-00083	14-00110
810-1043	MAGIQ	Pro 50°	500	9,8	16,5	19,2	44-01098	800-1249	800-1249	16-00083	14-00110
810-1044	MAGIQ	Pro 70°	500	9,8	16,5	19,2	44-01098	800-1249	800-1249	16-00083	14-00110
810-1045	MAGIQ	Pro asym. Tunable White	350	9	22,6	25		800-1251	800-1251		
810-1047	MAGIQ	Pro 30° Tunable White	350	9	22,6	25		800-1251	800-1251		
810-1048	MAGIQ	Pro 50° Tunable White	350	9	22,6	25		800-1251	800-1251		
810-1049	MAGIQ	Pro 70° Tunable White	350	9	22,6	25		800-1251	800-1251		
810-1050	MAGIQ	Pro asym.	500	9,8	16,5	19,2	44-01098	800-1249	800-1249	16-00083	14-00110
810-1051	MAGIQ	Pro 10°	225	9,3	35	40,4	800-1247	800-1248	800-1248		
810-1052	MAGIQ	Pro 30°	500	9,8	16,5	19,2	44-01098	800-1249	800-1249	16-00083	14-00110
810-1053	MAGIQ	Pro 50°	500	9,8	16,5	19,2	44-01098	800-1249	800-1249	16-00083	14-00110
810-1054	MAGIQ	Pro 70°	500	9,8	16,5	19,2	44-01098	800-1249	800-1249	16-00083	14-00110
810-1055	MAGIQ	Pro asym. Tunable White	350	9	22,6	25		800-1251	800-1251		
810-1057	MAGIQ	Pro 30° Tunable White	350	9	22,6	25		800-1251	800-1251		
810-1058	MAGIQ	Pro 50° Tunable White	350	9	22,6	25		800-1251	800-1251		
810-1059	MAGIQ	Pro 70° Tunable White	350	9	22,6	25		800-1251	800-1251		

Die Angaben beziehen sich auf die elektr. Komptabilität der Treiber zur jeweiligen Leuchte. Bauseits liegen die Einbauparameter (Deckenart und Höhe der Abhängung, thermische sowie netzseitige Abhängigkeiten) in der Verantwortung des zulässigen ausführenden Gewerks. Wo nicht anders angegeben, empfiehlt PROLICHT generell keinen Betrieb von mehreren Leuchten an 1 Treiber. Technische Änderungen möglich – letztgültige Angaben auf www.prolicht.at, weitere Treiber auf Anfrage.

The information relates to the electrical compatibility of the drivers for the respective luminaire. On site, the installation parameters (type of ceiling and height of the suspension, thermal and network-side dependencies) are the responsibility of a qualified contractor. If not stated otherwise, PROLICHT does not recommend the operation of multiple luminaires on 1 driver. Subject to technical modifications - the latest information available on www.prolicht.at, other drivers on request.

INVADER
ADJUSTABLE



GPT VICTORIAN STATE OFFICE, AUSTRALIA | PHOTOGRAPHY: [illegible] | ARCHITECTURE: BVN ARCHITECTS | LIGHT PLANNING: ARUP



DALI | CASAMBI | PUSH-DIM
PHASE-CUT | ON/OFF

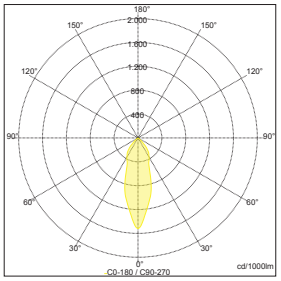

Sample:
ART. N° 220-0029- 03 03 33, 4000 K, 33°

Mit ihrem breiten farbigen Rahmen setzt die Einbauvariante INVADER ADJUSTABLE deutlich sichtbare Signale im Raum. Ideal, um beispielsweise eine Corporate Identity lässig zu unterstreichen oder effektvoll zu betonen. Selbst in extremer Positionierung leuchtet der Strahler schattenfrei. Durch die Natural-DIM-Technologie passt sich die Lichtfarbe harmonisch an das natürliche Tageslicht an.

With its wide, colored frame, the INVADER ADJUSTABLE recessed version creates clearly visible signals in the room. Ideal, for example, to underline a corporate identity casually or to emphasize it effectively. Even with extreme positioning, the spotlight shines shadow-free. Thanks to the Natural DIM technology, the light color harmoniously adapts to natural daylight.

EASY ACCESS



Das spezielle Entsperrsystem ermöglicht den einfachen Ausbau der ganzen Einheit zu Wartungszwecken. Die Installation ist in Gipsdecken mit einer Stärke von bis zu 15 mm möglich.

The special unlocking system allows easy removal of the entire unit for maintenance. The installation is possible in plasterboard ceilings with a thickness of up to 15 mm.

DISCREET ADJUSTMENT



Der Strahler ist tief eingelassen, damit nach abgeschlossener Justierung kein Ring mehr an der Decke sichtbar ist.

The spotlight is deeply recessed to ensure no visible ring pops out of the ceiling after full adjustment.

MULTI-COLOR



Einbauring sowie Korona Cone sind in allen 25 PROLICHT-Farben erhältlich. Mit diesen 625 möglichen Farbkombinationen lassen sich gezielt Akzente setzen und eine Abstimmung im Innenraum vornehmen.

Mounting ring and Korona Cone are available in all 25 PROLICHT colors. With these 625 possible color combinations can set specific accents and harmonize the interior.

DIM TO WARM

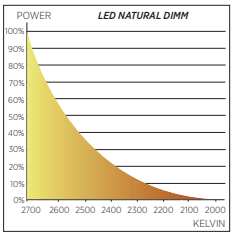

Diese Leuchte ist mit Natural Dim Unterstützung verfügbar. Durch Dimmung der Leuchte wird das Lichtbild nicht nur dunkler, sondern auch wärmer.

This luminaire is available with Natural Dim support. Dimming the light makes the light pattern not only darker, but warmer, too.



COLOR

◆ HOUSING ▲ CONE

RAL Classic or any other special color on request

SHAPE

DIAMETER	mm
Ø 62	Ø 109

OPTICS

CCT	COLOR TEMPERATURE
	2700 K
	3000 K
	4000 K
	Natural DIM (Ø 109)

BEAM ANGLES	INVADER ADJUSTABLE Ø 62
	33° | 47° | 65°
	INVADER ADJUSTABLE Ø 109
	20° | 40° | 60°

CONTROL
STANDARD ON | OFF
DALI | TOUCH DIM
CASAMBI
PHASE CUT

FEATURES

LENS PACK
SPREAD LENS | LINEAR SPREAD LENS | HONEYCOMB

KORONA CONE
25 COLORS

ADJUSTABILITY	INVADER ADJUSTABLE Ø 62
	± 15° ADJUSTABILITY TILTING
	180° ADJUSTABILITY ROTATION
	INVADER ADJUSTABLE Ø 109
	± 30° ADJUSTABILITY TILTING
	180° ADJUSTABILITY ROTATION



ON REQUEST

ADDITIONAL OPTIONS
INDIVIDUAL SIZES
SPECIAL COLOR TEMPERATURE
SPECIAL CONTROL OPTIONS
SPECIAL BEAM ANGLES
RGB | TUNABLE WHITE
EMERGENCY LIGHTING
SPECIAL LED

MAKE IT YOURS!

CONFIGURE ONLINE:
PROLICHT.AT/INVADER



INVADER ADJUSTABLE

QF › 266 | excl. | 180° | 10-15

DIMENSION MM	LED	WATT MAX.	LUMEN MAX.	CRI	ART.-NO	1-29 ◆	1-29 ▲	TECHN. OPTIONS	
Ø 62 H: 74	2700 K	6.8	660	90	220-0027	◆	▲	1	
	3000 K	6.8	690	90	220-0028	◆	▲	1	
	4000 K	6.8	740	90	220-0029	◆	▲	1	
IP20 ±15°								250 mA 150 57	
Ø 109 H: 105	2700 K	13.4	890	90	220-0568	◆	▲	2	
	3000 K	13.4	920	90	220-0569	◆	▲	2	
	4000 K	13.4	990	90	220-0570	◆	▲	2	
IP44 ±30°								350 mA 120 104	
Ø 109 H: 105	2700 K	13.4	890	90	220-0565	◆	▲	2	
	3000 K	13.4	920	90	220-0566	◆	▲	2	
	4000 K	13.4	990	90	220-0567	◆	▲	2	
	NATUR. DIM	14.7	770	90	220-0379	◆	▲	2	
IP20 ±30°								350 mA 120 104	

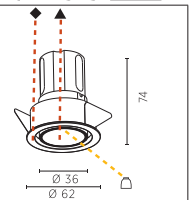

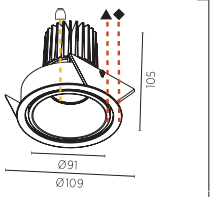

REFLECTOR 33 47 65 1 | 20 40 60 2
33° 47° 65° | 20° 40° 60°

ORDER EXAMPLE: ◆ ▲ ⌂
220-0027 - 02 03 33
02 black, 03 white, 33 33°

KANN-ZUBEHÖR > CAN-HAVE ACCESSORY	DIMENSION MM	ART.-NO	TECHN. OPTIONS	
LINEARE STREULINSE *LINEAR SPREAD LENS*	Ø 49 H: 3	800-1051		Ø 49
STREULINSE *SPREAD LENS*	Ø 49 H: 3	800-1031		Ø 49
WABENRASTER (BLEND-SCHUTZ) *HONEYCOMB LOUVRE*	Ø 49 H: 3	800-1011		Ø 49


PROLICHT HEADQUARTER I PHOTO: SIMON FISCHER ARTE

Hinweise zu technischen Angaben auf Seite 893 | *Technical data are subject to our data policy on page 893*



GILBER TOBIN LAWYERS, AUSTRALIA | PHOTO: TOBY PEET | ARCHITECTURE: WOODS BAGOT | LIGHT PLANNING: MEDLAND ENGINEERING

INVADER
STANDARD | DEEP



DORMY INN HOTEL TOKYO | PHOTO: AKITO GOTO | ARCHITECTURE: SHIMIZU CORPORATION | LIGHT PLANNING: LIGHT DESIGN INC.

2700 K | 3000 K | 4000 K

DALI | CASAMBI | PUSH-DIM
PHASE-CUT | ON/OFF

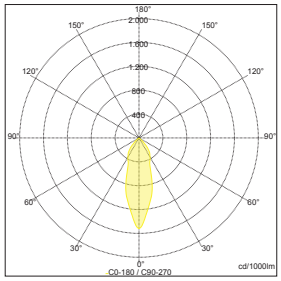

Sample:
ART. N° 220-0010- 03 33, 4000 K, 33°

Als Einbaustrahler bekennen sich INVADER und INVADER DEEP mutig zur Farbe. Die runden Einbaurahmen sind in mehreren Durchmessern erhältlich und wirken durch den großen farbigen Kegel mit tief zurückgesetztem Reflektor außerordentlich charakterstark. Verschiedene Konfigurationen ermöglichen unterschiedliche Lichtwirkungen, mit denen sich Shops oder Büros angenehm blendfrei ausleuchten lassen.

As recessed spotlights, INVADER and INVADER DEEP boldly admit to color. The round mounting frames are available in several diameters and have an extraordinarily strong character due to the large colored cone with the reflector set low. Different configurations allow for different lighting effects that allow shops or offices to be pleasantly glare-free.

EASY ACCESS



Das spezielle Entsperrsystem ermöglicht den einfachen Ausbau der ganzen Einheit zu Wartungszwecken. Die Installation ist in Gipsdecken mit einer Stärke von bis zu 25 mm möglich.

The special unlocking system allows easy removal of the entire unit for maintenance. The installation is possible in plasterboard ceilings with a thickness of up to 25 mm.

REFLECTOR OR LENS



Für INVADER-Strahler stehen unterschiedliche Linsen und Reflektoren zur Verfügung. So kann - je nach Anforderung - die jeweils beste Lichttechnik verwendet werden.

Different lenses and reflectors are available for INVADER spots. Depending on the requirements, the best lighting technology can be used.

KORONA CONES



Der Ausblendkegel ist in verschiedenen Farben und Höhen verfügbar und sorgt für farbige Akzente. Er lässt sich einfach in das randlose Einbaugehäuse hineinschrauben.

The blanking cone is available in different colors and heights and provides colored accents. It can simply be screwed into the trimless installation housing.

HIGH OUTPUT WITH LIMITED DEPTH



Ein optimierter Kühlkörper ermöglicht höchste Performance bei gleichzeitig niedriger Einbautiefe - ideal für die Anwendung bei geringem Deckenaufbau.

An optimized heat sink allows highest performance with low installation depth - ideal for use with low ceiling construction.





COLOR

◆ HOUSING ▲ CONE ● CANOPY

RAL Classic or any other special color on request

SHAPE

DIAMETER		mm
Ø 45	Ø 85	Ø 148

FEATURES

LENS PACK	STANDARD & DEEP Ø 85
SPREAD LENS | LINEAR SPREAD LENS | HONEYCOMB	

KORONA CONE

25 COLORS

ON REQUEST

ADDITIONAL OPTIONS
INDIVIDUAL SIZES
SPECIAL COLOR TEMPERATURE
SPECIAL CONTROL OPTIONS
SPECIAL BEAM ANGLES
RGB | TUNABLE WHITE
EMERGENCY LIGHTING
SPECIAL LED

OPTICS

CCT COLOR TEMPERATURE
2700 K
3000 K
4000 K
NATURAL DIM (STANDARD & DEEP Ø 85)

BEAM ANGLES	STANDARD & DEEP Ø 45
	33° | 47° | 65° REFLECTORS
	12° | 20° | 35° LENS
	STANDARD & DEEP Ø 85
	20° | 40° | 60° REFLECTORS
	STANDARD Ø 148
	18° | 26° | 40° REFLECTORS

CONTROL
STANDARD ON | OFF
DALI | TOUCH DIM
CASAMBI
PHASE CUT







MAKE IT YOURS!

CONFIGURE ONLINE:
PROLICHT.AT/INVADER



INVADER

QF › 266 excl.

	DIMENSION MM	LED	WATT MAX.	LUMEN MAX.	CRI	ART.-NO STANDARD	ART.-NO DIM	1-29	TECHN. OPTIONS	
	Ø 45 H: 71	2700 K	6.8	660	90	220-0008		◆	1	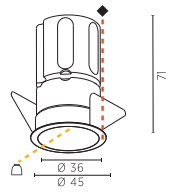
		3000 K	6.8	690	90	220-0009		◆	1	
		4000 K	6.8	740	90	220-0010		◆	1	
	IP20								250 mA	150 41 10-15
	Ø 45 H: 49	2700 K	2.3	160	90	220-0001		◆		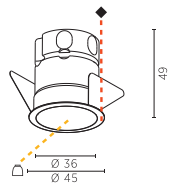
		3000 K	2.3	170	90	220-0002		◆		
		4000 K	2.3	180	90	220-0003		◆		
	IP20								700 mA	150 41 10-15
	Ø 85 H: 87	2700 K	9.2	650	90	220-0553		◆	2	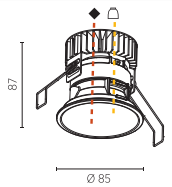
		3000 K	9.2	680	90	220-0554		◆	2	
		4000 K	9.2	730	90	220-0555		◆	2	
	IP44								250 mA	90 80 10-15
	Ø 85 H: 105	2700 K	13.4	890	90	220-0559		◆	2	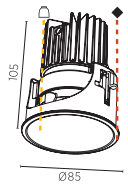
		3000 K	13.4	920	90	220-0560		◆	2	
		4000 K	13.4	990	90	220-0561		◆	2	
		NATUR. DIM	14.7	770	90		220-0377	◆	2	
	IP44								350 mA	110 80 5-30
	Ø 85 H: 105	2700 K	13.4	890	90	220-0562		◆	2	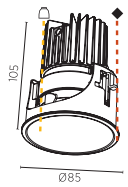
		3000 K	13.4	920	90	220-0563		◆	2	
		4000 K	13.4	990	90	220-0564		◆	2	
	IP54								350 mA	110 80 5-30
	Ø 148 H: 130	2700 K	26.4	2210	90	22320		◆	3	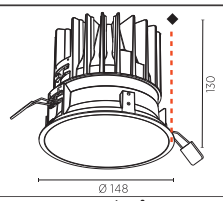
		3000 K	26.4	2270	90	22321		◆	3	
		4000 K	26.4	2440	90	22322		◆	3	
	IP20								700 mA	140 142 10-15

LENS	12	20	35	REFLECTOR	33	47	65	1	20	40	60	2	18	26	40	3
	12°	20°	35°		33°	47°	65°		20°	40°	60°		18°	26°	40°	

ORDER EXAMPLE: ◆ 220-0001 - 02 12 black 12°



AÉSOP, SOUTH KOREA | PHOTO: TAE-HA, JEON | ARCHITECTURE: URBAN REFUGE | LIGHT PLANNING: ELLIE UEDA

Hinweise zu technischen Angaben auf Seite 893 | *Technical data are subject to our data policy on page 893*

INVADER DEEP

QF › 266 excl.

DIMENSION MM	LED	WATT MAX.	LUMEN MAX.	CRI	ART.-NO	1-29	TECHN. OPTIONS	
Ø 45 H: 84	2700 K	6.8	660	90	220-0018	◆	1	
	3000 K	6.8	690	90	220-0019	◆	1	
	4000 K	6.8	740	90	220-0020	◆	1	
IP20							250 mA	150 / 41 / 10-15
Ø 45 H: 62	2700 K	2.3	160	90	220-0011	◆		
	3000 K	2.3	170	90	220-0012	◆		
	4000 K	2.3	180	90	220-0013	◆		
IP20							700 mA	150 / 41 / 10-15
Ø 85 H: 124	2700 K	13.4	890	90	220-0541	◆	2	
	3000 K	13.4	920	90	220-0542	◆	2	
	4000 K	13.4	990	90	220-0543	◆	2	
	NATUR. DIM	14.7	770	90	220-0544	◆	2	
IP44							350 mA	140 / 80 / 5-30

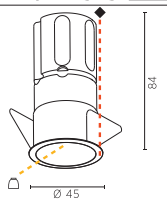

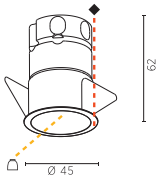

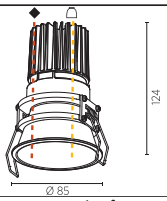

LENS 12 20 35 — 12° 20° 35°

REFLECTOR 33 47 65 — 33° 47° 65° — 20 40 60 — 20° 40° 60°

ORDER EXAMPLE: ◆ 220-0011 - 02 12 (02 = black, 12 = 12°)

KANN-ZUBEHÖR > CAN-HAVE ACCESSORY		DIMENSION MM	ART.-NO	TECHN. OPTIONS			
	Steckbrücke *jumper*	20x6 H:3	LDL-AC3				
2x	LED-VERBINDER FÜR: 220-0001 220-0002 220-0003 *LED CONNECTOR FOR: 220-0001 220-0002 220-0003*	40x14 H:12	LDLAC21			1000	Nicht unter Spannung LED aus-/einstecken! Alle Steckplätze müssen belegt sein. Ansonsten muss eine Steckbrücke verwendet werden. *LED may not be plugged in or out when the power is on. All plug-in positions have to be glazed - if not a jumper has to be used.*
		40x14 H:12	LDLAC22			2000	
		40x14 H:12	LDLAC23			3000	
3x		55x14 H:12	LDLAC231			1000	
		55x14 H:12	LDLAC232			2000	
		55x28 H:12	LDLAC233			3000	
6x		55x28 H:12	LDLAC261			1000	
		55x28 H:12	LDLAC263			3000	
	LINEARE STREULINSE LINEAR SPREAD LENS	Ø 49 H: 3	800-1051				Ø 49
	STREULINSE SPREAD LENS	Ø 49 H: 3	800-1031				Ø 49
	WABENRASTER (BLENDSCHUTZ) HONEYCOMB LOUVRE	Ø 49 H: 3	800-1011				Ø 49



SEVERIN S* ALPINE RETREAT, AUSTRIA | PHOTO: CHRISTOPH HASIBEDER | ARCHITECT: REINHARD STRASSER | LIGHT PLANNING: PROLICHT



VAPIANO GERMANY | PHOTO: TOM BAUER

INVADER
SEMI-ON



PHOTO: KRIS DEKEIJSER

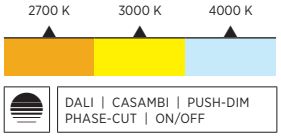

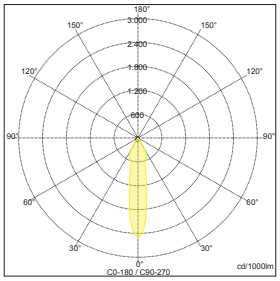

Sample:
ART. N° 120-0118-03 03 03 12, 3000 K, 20°

Noch plakativer als die anderen INVADER-Einbauversionen präsentiert sich INVADER SEMI-ON. Der runde Strahler sitzt mit Hilfe von Halterungsklammern halb in und halb an der Decke – eine sehr attraktive Lösung für geringe Einbautiefen. Seine schlichte und klassische Form fügt sich in jeden Architekturstil. Veredelt in einer der PROLICHT-Farben setzt das Gehäuse kräftige Orientierungspunkte im Raum.

Even more striking than the other INVADER recessed versions is INVADER SEMI-ON. The round spotlight sits half in and half on the ceiling with the aid of retaining clips - a very attractive solution for shallow installation depths. Its simple and classic form blends into any architectural style. Refined with one of the PROLICHT colors, the housing creates bold focal points in the room.

SEMI RECESSED WITH LIMITED RECESSED DEPTH



Der halb eingelassene INVADER SEMI-ON ist auf Anwendungen mit begrenzter Einbautiefe ausgelegt. Der Treiber ist hierbei im Deckenhohlraum zu integrieren.

The semi-recessed INVADER SEMI-ON is designed for applications with limited installation depth. The driver must be integrated in the ceiling cavity.

KORONA CONE



Der Ausblendkonus wird in beliebiger Farbe nur vom aufgestreuten Licht des Reflektors beaufschlagt und sorgt für architektonische Akzente ohne Verfälschung der Lichtfarbe.

The blanking cone is illuminated in any color only by the scattered light from the reflector and provides architectural accents without distorting of the light color.

DIM TO WARM

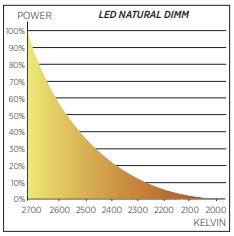

Diese Leuchte ist mit Natural Dim Unterstützung verfügbar. Durch Dimmung der Leuchte wird das Lichtbild nicht nur dunkler, sondern auch wärmer.

This luminaire is available with Natural Dim support. Dimming the light makes the light pattern not only darker, but warmer, too.



COLOR

◆ HOUSING ▲ CONE

RAL Classic or any other special color on request

SHAPE

DIAMETER	mm
Ø 75	

FEATURES

KORONA CONE

25 COLORS

LENS PACK

SPREAD LENS | LINEAR SPREAD LENS | HONEYCOMB

ON REQUEST

ADDITIONAL OPTIONS

- INDIVIDUAL SIZES
- SPECIAL COLOR TEMPERATURE
- SPECIAL CONTROL OPTIONS
- SPECIAL BEAM ANGLES
- RGB | TUNABLE WHITE
- EMERGENCY LIGHTING
- SPECIAL LED

OPTICS

CCT **COLOR TEMPERATURE**

- 2700 K
- 3000 K
- 4000 K
- NATURAL DIM

BEAM ANGLES

20° | 40° | 60° REFLECTORS

CONTROL

- STANDARD ON | OFF
- DALI | TOUCH DIM
- PHASE CUT







MAKE IT YOURS!

CONFIGURE ONLINE:
PROLICHT.AT/INVADER



INVADER SEMI-ON

QF › 266 | IP20 | excl. | 50 | 70 | 10-15 | A++



DIMENSION MM	LED	WATT MAX.	LUMEN MAX.	CRI	ART.-NO	1-29	1-29	TECHN. OPTIONS
Ø 75 H: 44	2700 K	6.8	500	90	220-0571	◆	▲	⏢
	3000 K	6.8	520	90	220-0572	◆	▲	⏢
	4000 K	6.8	560	90	220-0573	◆	▲	⏢
250 mA								
Ø 75 H: 44	NATUR. DIM	14.7	770	90	220-0376	◆	▲	⏢
350 mA								

REFLECTOR 20 40 60 ⏢ | 20° 40° 60°

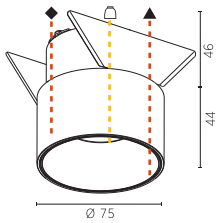

ORDER EXAMPLE: ◆ ▲ ⏢ **220-0376 - 02 03 20** (02 black, 03 white, 20 20°)

KANN-ZUBEHÖR > CAN-HAVE ACCESSORY		DIMENSION MM	ART.-NO	1-29	TECHN. OPTIONS			
	*LINEARE STREULINSE* *LINEAR SPREAD LENS*	Ø 71 H: 28	800-1052	◆				
	*STREULINSE* *SPREAD LENS*	Ø 71 H: 28	800-1032	◆				
	*WABENRASTER (BLEND-SCHUTZ)* *HONEYCOMB LOUVRE*	Ø 71 H: 28	800-1012	◆				



KINDERGARTEN GALTÜR, AUSTRIA | PHOTO: ARMIN KUPRIAN | ARCHITECT: MAG. PAUL RETTER | LIGHT PLANNING: PROLICHT



Hinweise zu technischen Angaben auf Seite 893 | *Technical data are subject to our data policy on page 893*





BAGUETTE KUNDL, AUSTRIA PHOTO: MARTIN VANDORY | ARCHITECT: HELMUT SEELOS | LITE

INVADER
WALLWASH



RUETZ, INNSBRUCK, AUSTRIA / PHOTO: SIMON FISCHBACHER

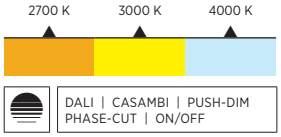

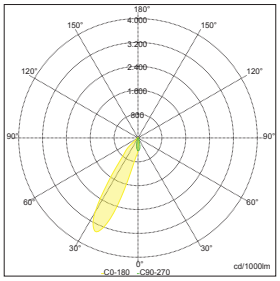

Sample:
ART. N° 220-0575- 03 20, 3000 K, 20°
ASYM.

Der ähnlich einer Ellipse geformte INVADER WALLWASH ist eine ausgezeichnete Ergänzung zu einer eleganten Beleuchtung mit Decken-Spotlights. Das zurückhaltende Design des Einbaustrahlers passt sich mühelos jedem Interieur an. Ein individuell geformter Leuchtenkopf erzeugt den asymmetrischen Lichtaustritt für die Wandbeleuchtung und sorgt für ein modernes und gleichzeitig stimmungsvolles Ambiente.

The INVADER WALLWASH, shaped like an ellipse, is an excellent complement to elegant lighting with ceiling spotlights. The understated design of the recessed spotlight adapts effortlessly to any interior. An individually shaped luminaire head creates the asymmetrical light output for the wall lighting and ensures a modern and at the same time atmospheric ambience.

EASY ACCESS



Das spezielle Entsperrsystem ermöglicht den einfachen Ausbau der ganzen Einheit zu Wartungszwecken. Die Installation ist in Gipsdecken mit einer Stärke von bis zu 30 mm möglich.

The special unlocking system allows easy removal of the entire unit for maintenance. The installation is possible in plasterboard ceilings with a thickness of up to 30 mm.

1 DIAMETER - DIFFERENT FUNCTIONS



Der Downlight-Einsatz ist durch einen Wallwash-Einsatz austauschbar. Die Halterung und der Leuchteneinsatz können in diesem Fall beibehalten werden.

The downlight insert is interchangeable with a wallwash insert. The bracket and the light insert can be retained in this case.

KORONA CONE



Der Ausblendkonus wird in beliebiger Farbe nur vom aufgestreuten Licht des Reflektors beaufschlagt und sorgt für architektonische Akzente ohne Verfälschung der Lichtfarbe.

The blanking cone is illuminated in any color only by the scattered light from the reflector and provides architectural accents without distorting the light color.

DIM TO WARM

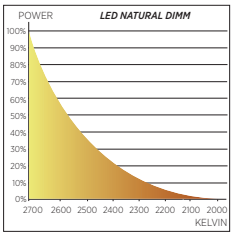

Diese Leuchte ist mit Natural Dim Unterstützung verfügbar. Durch Dimmung der Leuchte wird das Lichtbild nicht nur dunkler, sondern auch wärmer.

This luminaire is available with Natural Dim support. Dimming the light makes the light pattern not only darker, but warmer, too.



COLOR

◆ HOUSING

RAL Classic or any other special color on request

SHAPE

DIAMETER	mm
Ø 85	

FEATURES

KORONA CONE
25 COLORS

LENS PACK
SPREAD LENS | LINEAR SPREAD LENS | HONEYCOMB

ON REQUEST

ADDITIONAL OPTIONS
SPECIAL COLOR TEMPERATURE
SPECIAL CONTROL OPTIONS
SPECIAL BEAM ANGLES
RGB | TUNABLE WHITE
EMERGENCY LIGHTING
SPECIAL LED

OPTICS

CCT	COLOR TEMPERATURE
	2700 K
	3000 K
	4000 K
	NATURAL DIM

BEAM ANGLES
20° | 40° | 60°

CONTROL
STANDARD ON | OFF
DALI DIM
PUSH DIM
CASAMBI
PHASE CUT

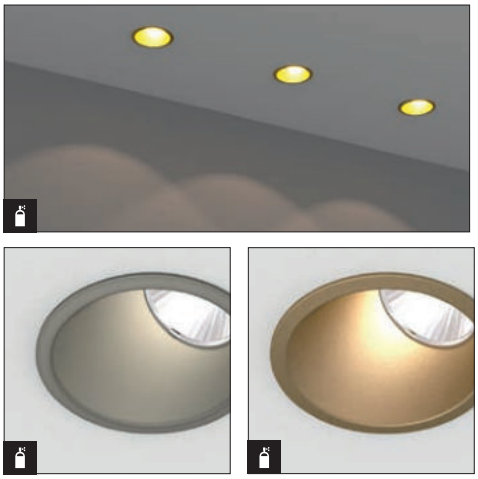

MAKE IT YOURS!

CONFIGURE ONLINE:
PROLICHT.AT/INVADER



INVADER WALLWASH

QF › 266 | 350 mA | excl. | 120 | 80 | 5-30

DIMENSION MM	LED	WATT MAX.	LUMEN MAX.	CRI	ART.-NO	1-29	TECHN. OPTIONS	
Ø 85 H: 112	2700 K	13.4	970	90	220-0574	◆		
	3000 K	13.4	1000	90	220-0575	◆		
	4000 K	13.4	1080	90	220-0576	◆		
IP20								
Ø 85 H: 112	NATUR. DIM	14.7	850	90	220-0378	◆		
IP20 30°								
Ø 85 H: 112	2700 K	13.4	970	90	220-0577	◆		
	3000 K	13.4	1000	90	220-0578	◆		
	4000 K	13.4	1080	90	220-0579	◆		
IP54								

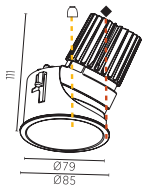

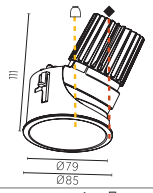

REFLECTOR 20 40 60 | 20° 40° 60°

ORDER EXAMPLE: ◆ | **220-0578 - 02 20** | black 20°

KANN-ZUBEHÖR > CAN-HAVE ACCESSORY		DIMENSION MM	ART.-NO		TECHN. OPTIONS			
	*LINEARE STREULINSE LINEAR SPREAD LENS*	Ø 49 H: 3	800-1051					
	*STREULINSE SPREAD LENS*	Ø 49 H: 3	800-1031					
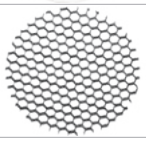	*WABENRASTER (BLENDSCHUTZ) HONEYCOMB LOUVRE*	Ø 49 H: 3	800-1011					

Hinweise zu technischen Angaben auf Seite 893 | *Technical data are subject to our data policy on page 893*



PHOTO: ARMIN KUPRIAN

BIONIQ
ROUND



2700 K | 3000 K | 4000 K

DALI | CASAMBI | PUSH-DIM
PHASE-CUT | ON/OFF

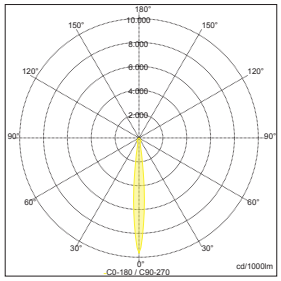

Sample:
ART. N° 220-0031- 03, 3000 K,
10° SUPERSPOT

Lichtdesign in Vollendung bieten die verschiedenen Einbauvarianten von BIONIQ. Auch der Strahler BIONIQ ROUND ist variabel dreh- und schwenkbar. Die neueste Generation der integrierten Mechanik lässt sich ohne Werkzeuge verstellen. Ebenso verbessert wurde die Technologie der Linsen. Das optimierte Lichtbild erlaubt die Realisierung besonders anspruchsvoller Beleuchtungsszenarien.

The ultimate in lighting design is offered by the various installation variants of BIONIQ. The BIONIQ ROUND spotlight can also be variably turned and swiveled. The latest generation of integrated mechanics can be adjusted without tools and comes with improved lens technology. The optimized light pattern allows the realization of particularly demanding lighting scenarios.

EASY ACCESS



Das spezielle Entsperrsystem ermöglicht den einfachen Ausbau der ganzen Einheit zu Wartungszwecken. Die Installation ist in Gipsdecken mit einer Stärke von bis zu 25 mm möglich.

The special unlocking system allows easy removal of the entire unit for maintenance. The installation is possible in plasterboard ceilings with a thickness of up to 25 mm.

ONE LOCK



Das ONE LOCK-System vereinfacht die Montage und Wartung. Es ermöglicht die vertikale Drehung sowie die horizontale Kippposition und lässt sich mit einer einzigen Schraube fixieren.

The ONE LOCK system simplifies assembly and maintenance. It allows the vertical rotation and horizontal tilting position and can be fixed with a single screw.

ZERO LIGHT LEAKAGE



Die Konstruktion dieser Leuchte verhindert einen unerwünschten Lichtaustritt. Somit eignet sie sich auch ideal für den Einbau in Akustik- und Lochdecken oder sogar Regale.

The construction of this luminaire prevents unwanted light leakage. Thus, it is also ideal for installation in acoustic and perforated ceilings or even shelves.

ONE Ø - DIFFERENT FUNCTIONS



Die Varianten ADJUSTABLE und SEMI ADJUSTABLE ermöglichen eine Neigung von 30° bzw. 10°. In der DEEP-Version ist der Strahler um 50 mm tiefer eingelassen.

The variants ADJUSTABLE and SEMI ADJUSTABLE allow an inclination of 30° or 10°. In the DEEP version, the spotlight is lowered by 50 mm.

BIONIQ ROUND
ADJUSTABLE



BIONIQ ROUND
SEMI ADJUSTABLE



BIONIQ ROUND
DEEP



COLOR

◆ HOUSING

RAL Classic or any other special color on request

SHAPE

DIAMETER	mm
Ø 107	Ø 139

FEATURES

ADJUSTABILITY

SWIVELING: 10° | 30°

ROTATION: 355°

LENS PACK

SPREAD LENS | LINEAR SPREAD LENS | HONEYCOMB

ON REQUEST

ADDITIONAL OPTIONS

SPECIAL COLOR TEMPERATURE

SPECIAL CONTROL OPTIONS

SPECIAL BEAM ANGLES

RGB | TUNABLE WHITE

EMERGENCY LIGHTING

SPECIAL LED

OPTICS

COLOR TEMPERATURE

2700 K

3000 K

4000 K

NATURAL DIM (Ø 107)

BEAM ANGLES

20° | 25° | 40° | 60°

10° SUPERSPOT

CONTROL

STANDARD ON | OFF

DALI DIM

PUSH DIM

CASAMBI

PHASE CUT







MAKE IT YOURS!

CONFIGURE ONLINE:
PROLICHT.AT/BIONIQ



BIONIQ ROUND ADJUSTABLE

QF >266 excl. | 10-15 | 30° | 355° | CE | A++

DIMENSION MM	LED	WATT MAX.	LUMEN MAX.	CRI	ART.-NO	1-29	TECHN. OPTIONS	
Ø 107 H: 112	2700 K	12.1	850	90	220-0030	◆		
	3000 K	14.7	950	90	220-0031	◆		
	4000 K	14.7	1040	90	220-0032	◆		
IP20 s/s 10°							350 mA 130 98	
Ø 107 H: 112	2700 K	14.5	940	90	220-0033	◆	1	
	3000 K	14.5	980	90	220-0034	◆	1	
	4000 K	14.5	1050	90	220-0035	◆	1	
IP20							500 mA 130 98	
Ø 107 H: 112	NATUR. DIM	14.7	770	90	220-0360	◆	1	
IP20							350 mA 130 98	
Ø 107 H: 112	2700 K	12.1	790	90	220-0066	◆		
	3000 K	14.7	880	90	220-0067	◆		
	4000 K	14.7	970	90	220-0068	◆		
IP54 s/s 10°							350 mA 130 98	
Ø 107 H: 112	2700 K	14.5	1130	90	220-0069	◆	1	
	3000 K	14.5	1180	90	220-0070	◆	1	
	4000 K	14.5	1260	90	220-0071	◆	1	
IP54							500 mA 130 98	
Ø 107 H: 112	2700 K	12.1	850	90	220-0036			
	3000 K	14.7	950	90	220-0037			
	4000 K	14.7	1040	90	220-0038			
IP20 CHROME s/s 10°							350 mA 130 98	
Ø 107 H: 112	2700 K	14.5	940	90	220-0039		1	
	3000 K	14.5	980	90	220-0040		1	
	4000 K	14.5	1050	90	220-0041		1	
IP20 CHROME							500 mA 130 98	
Ø 107 H: 112	NATUR. DIM	14.7	770	90	220-0361		1	
IP20 CHROME							350 mA 130 98	
Ø 107 H: 112	2700 K	12.1	790	90	220-0072			
	3000 K	14.7	880	90	220-0073			
	4000 K	14.7	970	90	220-0074			
IP54 CHROME s/s 10°							350 mA 130 98	
Ø 107 H: 112	2700 K	14.5	1130	90	220-0075		1	
	3000 K	14.5	1180	90	220-0076		1	
	4000 K	14.5	1260	90	220-0077		1	
IP54 CHROME							500 mA 130 98	

REFLECTOR 20 40 60 (1) 20 25 40 (2)

20° 40° 60° 20° 25° 40°

ORDER EXAMPLE: ◆ 02 20

220-0033 - black 20°






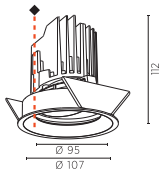

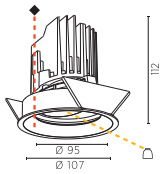

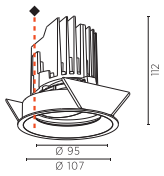

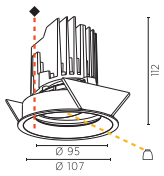

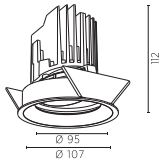

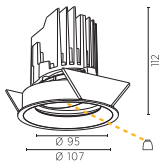

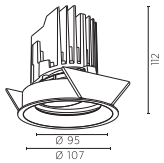

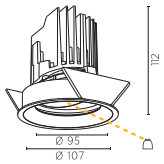

Hinweise zu technischen Angaben auf Seite 893 | *Technical data are subject to our data policy on page 893*

BIONIQ ROUND ADJUSTABLE

QF › 266 | excl. | 10-15 | 30° | 355° | CE | A++

DIMENSION MM	LED	WATT MAX.	LUMEN MAX.	CRI	ART.-NO	1-29	TECHN. OPTIONS	
Ø 139 H: 136	2700 K	12.1	870	90	220-0117	◆		
	3000 K	14.7	970	90	220-0118	◆		
	4000 K	14.7	1060	90	220-0119	◆		
IP20 s/s 10°							350 mA 150 130	
Ø 139 H: 136	2700 K	26.4	2030	90	220-0114	◆	2	
	3000 K	26.4	2080	90	220-0115	◆	2	
	4000 K	26.4	2230	90	220-0116	◆	2	
IP20							700 mA 150 130	

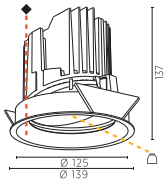

Ø 139 H: 136	2700 K	12.1	810	90	220-0147	◆		
	3000 K	14.7	900	90	220-0148	◆		
	4000 K	14.7	990	90	220-0149	◆		
IP54 s/s 10°							350 mA 150 130	
Ø 139 H: 136	2700 K	26.4	1890	90	220-0144	◆	2	
	3000 K	26.4	1930	90	220-0145	◆	2	
	4000 K	26.4	2070	90	220-0146	◆	2	
IP54							700 mA 150 130	

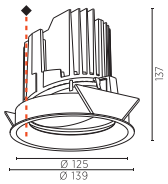

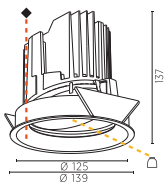

Ø 139 H: 136	2700 K	12.1	870	90	220-0123			
	3000 K	14.7	970	90	220-0124			
	4000 K	14.7	1060	90	220-0125			
IP20 CHROME s/s 10°							350 mA 150 130	
Ø 139 H: 136	2700 K	26.4	2030	90	220-0120		2	
	3000 K	26.4	2080	90	220-0121		2	
	4000 K	26.4	2230	90	220-0122		2	
IP20 CHROME							700 mA 150 130	

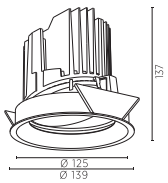

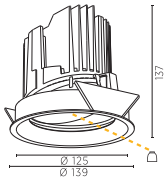

Ø 139 H: 136	2700 K	12.1	810	90	220-0153			
	3000 K	14.7	900	90	220-0154			
	4000 K	14.7	990	90	220-0155			
IP54 CHROME s/s 10°							350 mA 150 130	
Ø 139 H: 136	2700 K	26.4	1890	90	220-0150		2	
	3000 K	26.4	1930	90	220-0151		2	
	4000 K	26.4	2070	90	220-0152		2	
IP54 CHROME							700 mA 150 130	

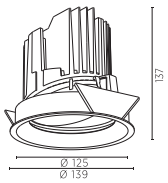

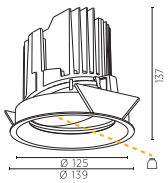

REFLECTOR 20 40 60 1 20 25 40 2

20° 40° 60° 20° 25° 40°

ORDER EXAMPLE: ◆ 220-0033 - 02 20

black 20°

BIONIQ ROUND SEMI ADJUSTABLE

QF › 266 | excl. | 10-15 | 10° | 355° | CE | A++



DIMENSION MM	LED	WATT MAX.	LUMEN MAX.	CRI	ART.-NO	1-29	TECHN. OPTIONS	
Ø 107 H: 112	2700 K	12.1	850	90	220-0054	◆		
	3000 K	14.7	950	90	220-0055	◆		
	4000 K	14.7	1040	90	220-0056	◆		
IP20 s/s 10°							350 mA 130 98	
Ø 107 H: 112	2700 K	14.5	940	90	220-0057	◆	1	
	3000 K	14.5	980	90	220-0058	◆	1	
	4000 K	14.5	1050	90	220-0059	◆	1	
IP20							500 mA 130 98	
Ø 107 H: 112	NATUR. DIM	14.7	770	90	220-0364	◆	1	
IP20							350 mA 130 98	

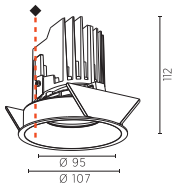

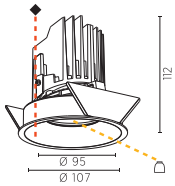



Ø 107 H: 112	2700 K	12.1	790	90	220-0078	◆		
	3000 K	14.7	880	90	220-0079	◆		
	4000 K	14.7	970	90	220-0080	◆		
IP54 s/s 10°							350 mA 130 98	
Ø 107 H: 112	2700 K	14.5	1130	90	220-0081	◆	1	
	3000 K	14.5	1180	90	220-0082	◆	1	
	4000 K	14.5	1260	90	220-0083	◆	1	
IP54							500 mA 130 98	

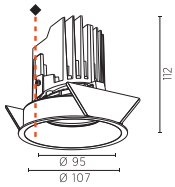



Ø 107 H: 112	2700 K	12.1	850	90	220-0060			
	3000 K	14.7	950	90	220-0061			
	4000 K	14.7	1040	90	220-0062			
IP20 CHROME s/s 10°							350 mA 130 98	
Ø 107 H: 112	2700 K	14.5	940	90	220-0063		1	
	3000 K	14.5	980	90	220-0064		1	
	4000 K	14.5	1050	90	220-0065		1	
IP20 CHROME							500 mA 130 98	
Ø 107 H: 112	NATUR. DIM	14.7	770	90	220-0365		1	
IP20 CHROME							350 mA 130 98	

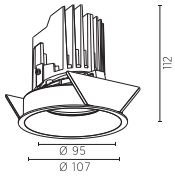

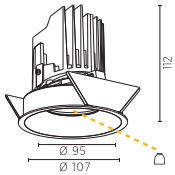



Ø 107 H: 112	2700 K	12.1	790	90	220-0084			
	3000 K	14.7	880	90	220-0085			
	4000 K	14.7	970	90	220-0086			
IP54 CHROME s/s 10°							350 mA 130 98	
Ø 107 H: 112	2700 K	14.5	1130	90	220-0087		1	
	3000 K	14.5	1180	90	220-0088		1	
	4000 K	14.5	1260	90	220-0089		1	
IP54 CHROME							500 mA 130 98	

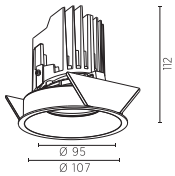

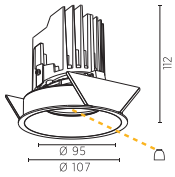

REFLECTOR 20 40 60 1 20 25 40 2

20° 40° 60° 20° 25° 40°

ORDER EXAMPLE: ◆ 1
220-0057 - 02 20
black 20°

Hinweise zu technischen Angaben auf Seite 893 | *Technical data are subject to our data policy on page 893*

BIONIQ ROUND SEMI ADJUSTABLE

DIMENSION MM	LED	WATT MAX.	LUMEN MAX.	CRI	ART.-NO	1-29	TECHN. OPTIONS	
Ø 139 H: 136	2700 K	12.1	870	90	220-0129	◆		
	3000 K	14.7	970	90	220-0130	◆		
	4000 K	14.7	1060	90	220-0131	◆		
IP20 s/s 10°							350 mA 150 130	
Ø 139 H: 136	2700 K	26.4	2030	90	220-0126	◆	②	
	3000 K	26.4	2080	90	220-0127	◆	②	
	4000 K	26.4	2230	90	220-0128	◆	②	
IP20							700 mA 150 130	

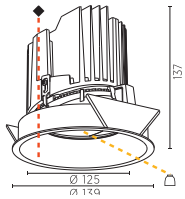

Ø 139 H: 136	2700 K	12.1	810	90	220-0159	◆		
	3000 K	14.7	900	90	220-0160	◆		
	4000 K	14.7	990	90	220-0161	◆		
IP54 s/s 10°							350 mA 150 130	
Ø 139 H: 136	2700 K	26.4	1890	90	220-0156	◆	②	
	3000 K	26.4	1930	90	220-0157	◆	②	
	4000 K	26.4	2070	90	220-0158	◆	②	
IP54							700 mA 150 130	

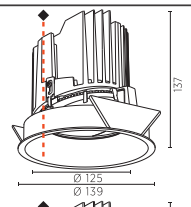

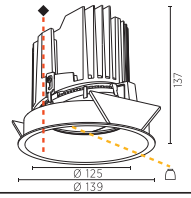

Ø 139 H: 136	2700 K	12.1	870	90	220-0135			
	3000 K	14.7	970	90	220-0136			
	4000 K	14.7	1060	90	220-0137			
IP20 CHROME s/s 10°							350 mA 150 130	
Ø 139 H: 136	2700 K	26.4	2030	90	220-0132		②	
	3000 K	26.4	2080	90	220-0133		②	
	4000 K	26.4	2230	90	220-0134		②	
IP20 CHROME							700 mA 150 130	

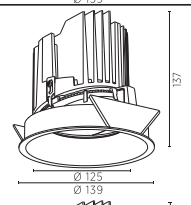

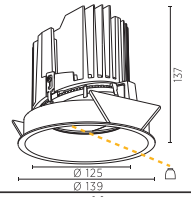

Ø 139 H: 136	2700 K	12.1	810	90	220-0165			
	3000 K	14.7	900	90	220-0166			
	4000 K	14.7	990	90	220-0167			
IP54 CHROME s/s 10°							350 mA 150 130	
Ø 139 H: 136	2700 K	26.4	1890	90	220-0162		②	
	3000 K	26.4	1930	90	220-0163		②	
	4000 K	26.4	2070	90	220-0164		②	
IP54 CHROME							700 mA 150 130	

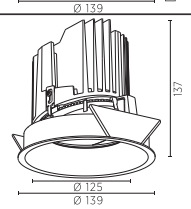

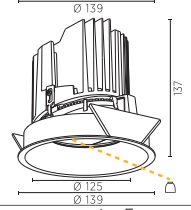

REFLECTOR 20 40 60 ① 20 25 40 ②

20° 40° 60° 20° 25° 40°

ORDER EXAMPLE: ◆ ☐

220-0057 - 02 20

black 20°

BIONIQ ROUND DEEP

QF › 266 | excl. | 10-15

DIMENSION MM	LED	WATT MAX.	LUMEN MAX.	CRI	ART.-NO	1-29	TECHN. OPTIONS	
Ø 107 H: 130	2700 K	14.5	940	90	220-0090	◆	1	
	3000 K	14.5	980	90	220-0091	◆	1	
	4000 K	14.5	1050	90	220-0092	◆	1	
IP20							500 mA	150 / 98
Ø 107 H: 130	NATUR. DIM	14.7	770	90	220-0366	◆	1	
IP20							350 mA	150 / 98

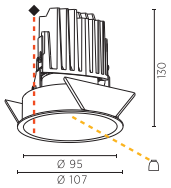

DIMENSION MM	LED	WATT MAX.	LUMEN MAX.	CRI	ART.-NO	1-29	TECHN. OPTIONS	
Ø 107 H: 130	2700 K	14.5	1130	90	220-0093	◆	1	
	3000 K	14.5	1180	90	220-0094	◆	1	
	4000 K	14.5	1260	90	220-0095	◆	1	
IP54							500 mA	150 / 98

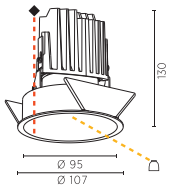

DIMENSION MM	LED	WATT MAX.	LUMEN MAX.	CRI	ART.-NO	1-29	TECHN. OPTIONS	
Ø 139 H: 151	2700 K	12.1	870	90	220-0171	◆		
	3000 K	14.7	970	90	220-0172	◆		
	4000 K	14.7	1060	90	220-0173	◆		
IP20 s/s 10°							350 mA	170 / 130
Ø 139 H: 151	2700 K	26.4	2030	90	220-0168	◆	2	
	3000 K	26.4	2080	90	220-0169	◆	2	
	4000 K	26.4	2230	90	220-0170	◆	2	
IP20							700 mA	170 / 130

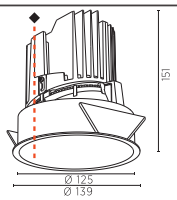

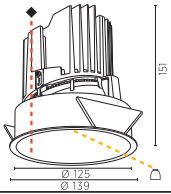

DIMENSION MM	LED	WATT MAX.	LUMEN MAX.	CRI	ART.-NO	1-29	TECHN. OPTIONS	
Ø 139 H: 151	2700 K	12.1	810	90	220-0177	◆		
	3000 K	14.7	900	90	220-0178	◆		
	4000 K	14.7	990	90	220-0179	◆		
IP54 s/s 10°							350 mA	170 / 130
Ø 139 H: 151	2700 K	26.4	1890	90	220-0174	◆	2	
	3000 K	26.4	1930	90	220-0175	◆	2	
	4000 K	26.4	2070	90	220-0176	◆	2	
IP54							700 mA	170 / 130

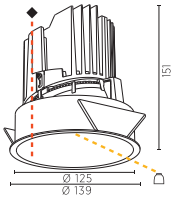

REFLECTOR

	20	40	60	20	25	40
1	20°	40°	60°			
2				20°	25°	40°

ORDER EXAMPLE: ◆ 220-0090 - 02 (black) 20 (20°)

Hinweise zu technischen Angaben auf Seite 893 | *Technical data are subject to our data policy on page 893*

KANN-ZUBEHÖR > CAN-HAVE ACCESSORY		DIMENSION MM	ART.-NO		TECHN. OPTIONS			
	*LINEARE STREULINSE* *LINEAR SPREAD LENS*	Ø 53 H: 3	800-1041					
	*LINEARE STREULINSE* *LINEAR SPREAD LENS*	Ø 79 H: 3	800-1042					
	*STREULINSE* *SPREAD LENS*	Ø 53 H: 3	800-1021					
	*STREULINSE* *SPREAD LENS*	Ø 79 H: 3	800-1022					
	*WABENRASTER (BLEND-SCHUTZ)* *HONEYCOMB LOUVRE*	Ø 53 H: 3	800-1001					
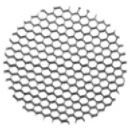	*WABENRASTER (BLEND-SCHUTZ)* *HONEYCOMB LOUVRE*	Ø 79 H: 3	800-1002					



BIONIQ
ROUND WALLWASH



TWIN CITY BOOK CAFE, SOUTH KOREA | PHOTO: JAE-HA JEON | ARCHITECT: PARASCOPE | LIGHT PLANNING: ECO LED

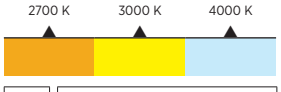

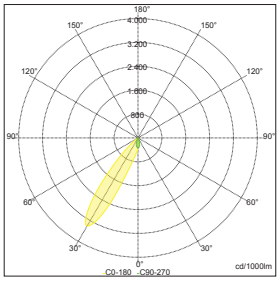

Sample:
ART. N° 220-0182- 03 20, 4000 K,
20° ASYM.

Spitzentechnologie, ausgefeilte Mechanik, hoher Bedienkomfort und zeitloses Design – BIONIQ WALLWASH ist die perfekte Lösung für anspruchsvolle Lichtgestaltung und fügt sich nahtlos in die BIONIQ-Serie ein. Die Spots leuchten Wände exakt aus und überzeugen durch ihr blendfreies Licht. Als ideale Ergänzung einer angenehmen Lichtatmosphäre unterstreicht BIONIQ WALLWASH die Raumarchitektur.

Cutting-edge technology, sophisticated mechanics, ease of use and timeless design - BIONIQ WALLWASH is the perfect solution for sophisticated lighting design and blends seamlessly into the BIONIQ series. The spots illuminate walls precisely and impress with their glare-free light. As an ideal complement to a pleasant lighting atmosphere, BIONIQ WALLWASH emphasizes the spatial architecture.

CHROME VERSIONS



Zusätzlich zur Verfügbarkeit in allen PROLICHT-Farben ist BIONIQ WALLWASH auch in Chrom-Optik erhältlich.

In addition to being available in all PROLICHT colors, BIONIQ WALLWASH also comes in a chrome finish.

DEEPLY RECESSED LED



Die LED ist beim BIONIQ WALLWASH sehr tief im Gehäuse eingelassen. Die spezielle Konstruktion reduziert einen unerwünschten Blendeffekt auch in Längsrichtung.

The LED is set very deep inside the case of the BIONIQ WALLWASH. The special construction reduces unwanted glare even in the longitudinal direction.

LENS PACK



Das PROLICHT LENS PACK ermöglicht es, den Lichtstrahl an spezielle Anforderungen anzupassen. Erhältlich sind Streulinsen, sowie ein Wabenraster zur zusätzlichen Entblendung.

The PROLICHT LENS PACK enables the light beam to be adapted for specific requirements. Lenses are available with oval or widening function, as well as a honeycomb grid for glare reduction.

DIM TO WARM

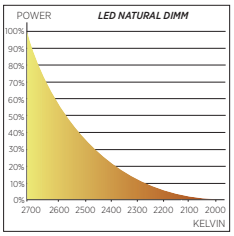

Diese Leuchte ist mit Natural Dim Unterstützung verfügbar. Durch Dimmung der Leuchte wird das Lichtbild nicht nur dunkler, sondern auch wärmer.

This luminaire is available with Natural Dim support. Dimming the light makes the light pattern not only darker, but warmer, too.



COLOR

◆ HOUSING

RAL Classic or any other special color on request

SHAPE

DIAMETER	mm
Ø 107	Ø 139

FEATURES

ADJUSTABILITY

SWIVELING: 10° | 30°

ROTATION: 355°

LENS PACK

SPREAD LENS | LINEAR SPREAD LENS | HONEYCOMB

ON REQUEST

ADDITIONAL OPTIONS

SPECIAL COLOR TEMPERATURE

SPECIAL CONTROL OPTIONS

SPECIAL BEAM ANGLES

RGB | TUNABLE WHITE

EMERGENCY LIGHTING

SPECIAL LED

OPTICS

COLOR TEMPERATURE

2700 K

3000 K

4000 K

NATURAL DIM (Ø 107)

BEAM ANGLES

20°| 25° | 40° | 60° REFLECTORS

10° SUPERSPOT

CONTROL

STANDARD ON | OFF

DALI DIM

PUSH DIM

CASAMBI

PHASE CUT







MAKE IT YOURS!

CONFIGURE ONLINE:
PROLICHT.AT/BIONIQ



BIONIQ ROUND WALLWASH

QF › 266 | IP20 | excl. | 10-15 | 30° | CE | A++

DIMENSION MM	LED	WATT MAX.	LUMEN MAX.	CRI	ART.-NO	1-29	TECHN. OPTIONS	
Ø 107 H: 117	2700 K	14.5	1030	90	220-0096	◆	1	
	3000 K	14.5	1070	90	220-0097	◆	1	
	4000 K	14.5	1140	90	220-0098	◆	1	
								500 mA 140 98
Ø 107 H: 117	NATUR. DIM	14.7	850	90	220-0367	◆	1	
								350 mA 150 98

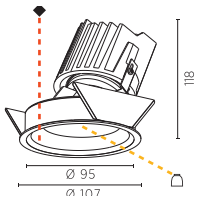



Ø 107 H: 117	2700 K	14.5	1100	90	220-0099		1	
	3000 K	14.5	1140	90	220-0100		1	
	4000 K	14.5	1220	90	220-0101		1	
CHROME								500 mA 140 98
Ø 107 H: 117	NATUR. DIM	14.7	910	90	220-0368		1	
CHROME								350 mA 140 98

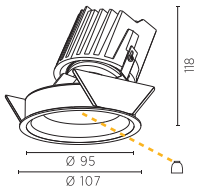



Ø 139 H: 125	2700 K	12.1	690	90	220-0183	◆		
	3000 K	14.7	760	90	220-0184	◆		
	4000 K	14.7	840	90	220-0185	◆		
s/s 10°								350 mA 140 130
Ø 139 H: 125	2700 K	26.4	2320	90	220-0180	◆	2	
	3000 K	26.4	2380	90	220-0181	◆	2	
	4000 K	26.4	2550	90	220-0182	◆	2	
								700 mA 140 130

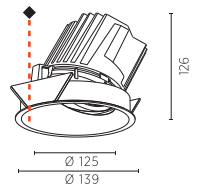

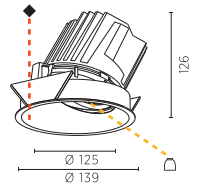



Ø 139 H: 125	2700 K	12.1	690	90	220-0189			
	3000 K	14.7	760	90	220-0190			
	4000 K	14.7	840	90	220-0191			
CHROME s/s 10°								350 mA 140 130
Ø 139 H: 125	2700 K	26.4	2320	90	220-0186		2	
	3000 K	26.4	2380	90	220-0187		2	
	4000 K	26.4	2550	90	220-0188		2	
CHROME								700 mA 140 130

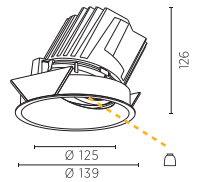

REFLECTOR 20 40 60 1 20 25 40 2

20° 40° 60° 20° 25° 40°

ORDER EXAMPLE: ◆ 02 20
220-0096 -
black 20°

Hinweise zu technischen Angaben auf Seite 893 | *Technical data are subject to our data policy on page 893*

KANN-ZUBEHÖR > CAN-HAVE ACCESSORY		DIMENSION MM	ART.-NO		TECHN. OPTIONS			
	*LINEARE STREULINSE* *LINEAR SPREAD LENS*	Ø 53 H: 3	800-1041					
	*LINEARE STREULINSE* *LINEAR SPREAD LENS*	Ø 79 H: 3	800-1042					
	*STREULINSE* *SPREAD LENS*	Ø 53 H: 3	800-1021					
	*STREULINSE* *SPREAD LENS*	Ø 79 H: 3	800-1022					
	*WABENRASTER (BLEND-SCHUTZ)* *HONEYCOMB LOUVRE*	Ø 53 H: 3	800-1001					
	*WABENRASTER (BLEND-SCHUTZ)* *HONEYCOMB LOUVRE*	Ø 79 H: 3	800-1002					

BIONIQ
SQUARE



2700 K | 3000 K | 4000 K

DALI | CASAMBI | PUSH-DIM
PHASE-CUT | ON/OFF

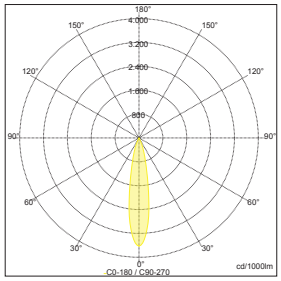

Sample:
ART. N° 220-0140- 03 20, 4000 K, 20°

Hochwertige Verarbeitung und kompromisslos Raumambiente garantieren die Einbaustrahler BIONIQ SQUARE. Die Version DEEP zeichnet sich durch besonders blendfreies Licht aus und schafft entspannte Lichtszenarien für Anspruchsvolle. Das charakteristische Quadrat des Einbaurahmens lässt sich durch die Wahl aus 25 PROLICHT-Farben noch stärker betonen und als optisches Highlight im Raum einsetzen.

High-quality workmanship and uncompromising room ambience are guaranteed by the recessed spotlights BIONIQ SQUARE. The DEEP version is characterized by particularly glare-free light and creates relaxed light scenarios for the discerning. The characteristic square of the mounting frame can be emphasized even further by the choice of 25 PROLICHT colors and used as a visual highlight in the room.

EASY ACCESS



Das spezielle Entsperrsystem ermöglicht den einfachen Ausbau der ganzen Einheit zu Wartungszwecken. Die Installation ist in Gipsdecken mit einer Stärke von bis zu 15 mm möglich.

The special unlocking system allows easy removal of the entire unit for maintenance. The installation is possible in plasterboard ceilings with a thickness of up to 15 mm.

COMFORT COVER



Der BIONIQ COMFORT Strahler bietet erhöhten visuellen Komfort. Die magnetische Komfort-Abdeckung ist in allen PROLICHT-Farben erhältlich.

The BIONIQ COMFORT spotlight offers increased visual comfort. The magnetic comfort cover is available in all PROLICHT colors.

ENCAPSULATED ADJUSTMENT SYSTEM

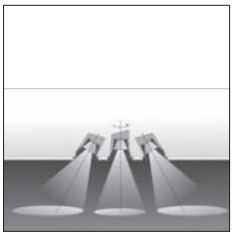

Dank des ENCAPSULATED ADJUSTMENT SYSTEMs (EAS) kann der Strahler präzise ausgerichtet werden. Die spezielle Konstruktion verhindert einen unerwünschten Lichtaustritt zur Decke.

Thanks to the ENCAPSULATED ADJUSTMENT SYSTEM (EAS), the spotlight can be precisely aligned. The special design prevents unwanted light leakage to the ceiling.

PRECISE ADJUSTMENT



Die spezielle Konstruktion ermöglicht eine präzise Ausrichtung und Fixierung von Dreh- und Kippwinkeln und führt zu einer deutlichen Zeitersparnis bei der Montage.

The special design allows the precise alignment and setting of turning and tilting angles and leads to significant time savings during installation.





COLOR

◆ HOUSING ▲ FRAME ● COMFORT COVER

RAL Classic or any other special color on request

ADJ. COMFORT



DEEP



SHAPE

DIMENSION	mm
	119x119

FEATURES

COMFORT COVER

25 COLORS

ADJUSTABILITY

SWIVELING: 30°

ROTATION: 355°

LENS PACK

SPREAD LENS | LINEAR SPREAD LENS | HONEYCOMB

ON REQUEST

ADDITIONAL OPTIONS

- SPECIAL COLOR TEMPERATURE
- SPECIAL CONTROL OPTIONS
- SPECIAL BEAM ANGLES
- RGB | TUNABLE WHITE
- EMERGENCY LIGHTING
- SPECIAL LED

OPTICS

CCT

COLOR TEMPERATURE
2700 K
3000 K
4000 K
NATURAL DIM

BEAM ANGLES

20°| 40°| 60° REFLECTORS
10° SUPER SPOT

CONTROL

STANDARD ON | OFF
DALI DIM
PUSH DIM
CASAMBI
PHASE CUT





MAKE IT YOURS!

CONFIGURE ONLINE:
PROLICHT.AT/BIONIQ



BIONIQ SQUARE ADJUSTABLE

QF › 266 | IP20 | excl. | 150 | 114 x 114 | 10-15 | 30° | 355° | A++



DIMENSION MM	LED	WATT MAX.	LUMEN MAX.	CRI	ART.-NO	1-29	1-29	TECHN. OPTIONS
119x119 H: 132	2700 K	12.1	850	90	220-0105	◆	▲	
	3000 K	14.7	950	90	220-0106	◆	▲	
	4000 K	14.7	1040	90	220-0107	◆	▲	
s/s 10°								350 mA
119x119 H: 132	2700 K	14.5	940	90	220-0102	◆	▲	⌂
	3000 K	14.5	980	90	220-0103	◆	▲	⌂
	4000 K	14.5	1050	90	220-0104	◆	▲	⌂
								500 mA
119x119 H: 132	NATUR. DIM	14.7	770	90	220-0369	◆	▲	⌂
								350 mA

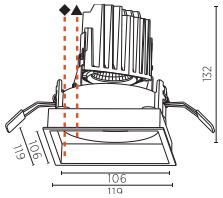

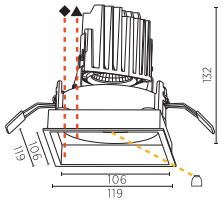

REFLECTOR 20 40 60 ⌂ (20° 40° 60°)

ORDER EXAMPLE: ◆ ▲ ⌂ **220-0102 - 02 03 20** (black, white, 20°)

BIONIQ SQUARE ADJUSTABLE COMFORT

QF › 266 | IP20 | excl. | 150 | 114 x 114 | 10-15 | 30° | 355° | A++



DIMENSION MM	LED	WATT MAX.	LUMEN MAX.	CRI	ART.-NO	1-29	1-29	1-29	TECHN. OPTIONS
119x119 H: 134	2700 K	12.1	850	90	220-0195	◆	▲	●	
	3000 K	14.7	950	90	220-0196	◆	▲	●	
	4000 K	14.7	1040	90	220-0197	◆	▲	●	
s/s 10°									350 mA
119x119 H: 134	2700 K	14.5	940	90	220-0192	◆	▲	●	⌂
	3000 K	14.5	980	90	220-0193	◆	▲	●	⌂
	4000 K	14.5	1050	90	220-0194	◆	▲	●	⌂
									500 mA
119x119 H: 134	NATUR. DIM	14.7	770	90	220-0372	◆	▲	●	⌂
									350 mA

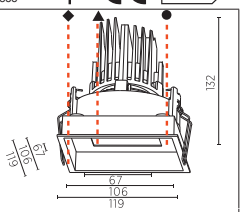

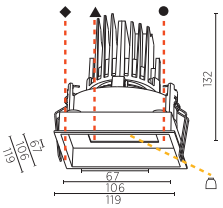

REFLECTOR 20 40 60 ⌂ (20° 40° 60°)

ORDER EXAMPLE: ◆ ▲ ● ⌂ **220-0192 - 02 03 04 20** (black, white, creamy, 20°)

BIONIQ SQUARE DEEP

QF › 266 | IP20 | excl. | 170 | 114 x 114 | 10-15 | A++



DIMENSION MM	LED	WATT MAX.	LUMEN MAX.	CRI	ART.-NO	1-29	1-29	TECHN. OPTIONS
119x119 H: 150	2700 K	14.5	940	90	220-0108	◆	▲	⌂
	3000 K	14.5	980	90	220-0109	◆	▲	⌂
	4000 K	14.5	1050	90	220-0110	◆	▲	⌂
								500 mA
119x119 H: 150	NATUR. DIM	14.7	770	90	220-0370	◆	▲	⌂
								350 mA

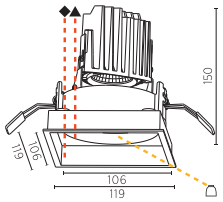

REFLECTOR 20 40 60 ⌂ (20° 40° 60°)

ORDER EXAMPLE: ◆ ▲ ⌂ **220-0108 - 02 03 20** (black, white, 20°)

Hinweise zu technischen Angaben auf Seite 893 | *Technical data are subject to our data policy on page 893*

BIONIQ SQUARE DEEP COMFORT

QF › 266 | IP20 | excl. | 170 | 114 x 114 | 10-15



DIMENSION MM	LED	WATT MAX.	LUMEN MAX.	CRI	ART.-NO	1-29	1-29	1-29	TECHN. OPTIONS
119x119 H: 150	2700 K	14.5	940	90	220-0111	◆	▲	●	⏢
	3000 K	14.5	980	90	220-0112	◆	▲	●	⏢
	4000 K	14.5	1050	90	220-0113	◆	▲	●	⏢
									500 mA
119x119 H: 150	NATUR. DIM	14.7	770	90	220-0371	◆	▲	●	⏢
									350 mA

REFLECTOR 20 40 60 ⏢
20° 40° 60°

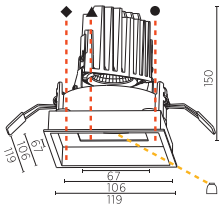

ORDER EXAMPLE: ◆ ▲ ● ⏢
220-0111 - 02 03 04 20
black white creamy 20°

KANN-ZUBEHÖR > CAN-HAVE ACCESSORY		DIMENSION MM	ART.-NO		TECHN. OPTIONS			
	*LINEARE STREULINSE* *LINEAR SPREAD LENS*	Ø 53 H: 3	800-1041					
	*STREULINSE* *SPREAD LENS*	Ø 53 H: 3	800-1021					
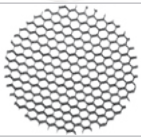	*WABENRASTER (BLEND-SCHUTZ)* *HONEYCOMB LOUVRE*	Ø 53 H: 3	800-1001					



JAGUAR LAND ROVER BUCHAREST, ROMANIA | PHOTO: ADI STOICOVICIU | LIGHT PLANNING: PROLICHT

BIONIQ
PINHOLE



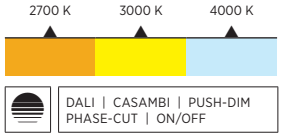

DALI | CASAMBI | PUSH-DIM
PHASE-CUT | ON/OFF

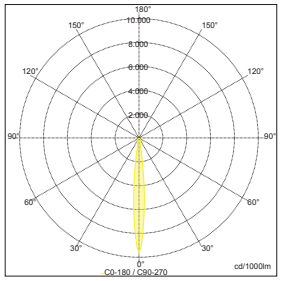

Sample:
ART. Nº 220-0044- 03, 4000 K,
10° SUPERSPOT

Ein Strahler mit außergewöhnlich blendfreiem Licht – BIONIQ PINHOLE sorgt für angenehme Raumatmosphäre. Aufgrund des stets gleichbleibenden Durchmessers sind sämtliche PINHOLE-Varianten gegeneinander austauschbar. So lassen sich die Strahler bestmöglich positionieren. Ob SQUARE oder ROUND, die Gestaltungsfreiheit bleibt. Der SUPERSPOT betont Details zudem durch hochpräzise Lichtpunkte.

A spotlight with exceptionally glare-free light - BIONIQ PINHOLE ensures a pleasant room atmosphere. Due to the constant diameter, all PINHOLE variants are interchangeable. This allows the spotlights to be optimally positioned. Whether SQUARE or ROUND, the freedom of design remains. The SUPERSPOT emphasizes details with high-precision points of light.

ROUND CUT-OUT WITH SQUARE FRAME



Beide Varianten lassen sich in einen kreisrunden Deckenausschnitt installieren. Der viereckige PINHOLE-Spot kann bei der Montage ausgerichtet werden.

Both variants can be installed in a circular ceiling cut-out. The square PINHOLE spot can be aligned during installation.

ZERO LIGHT LEAKAGE



Die Konstruktion dieser Leuchte verhindert einen unerwünschten Lichtaustritt. Somit eignet sie sich auch ideal für den Einbau in Akustik- und Lochdecken oder sogar Regale.

The construction of this luminaire prevents unwanted light leakage. Thus, it is also ideal for installation in acoustic and perforated ceilings or even shelves.

ENCAPSULATED ADJUSTMENT SYSTEM

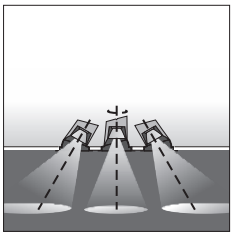

Dank des ENCAPSULATED ADJUSTMENT SYSTEMs (EAS) kann der Strahler präzise ausgerichtet werden.

Thanks to the ENCAPSULATED ADJUSTMENT SYSTEM (EAS), the spotlight can be precisely aligned.

SINGLE TRIM



Alle BIONIQ-Abdeckungen haben einen einfachen Rand. Vor allem aus diesem Grund ermöglicht der PINHOLE eine perfekte Verschmelzung mit der Raumarchitektur.

All BIONIQ covers have a singular trim. This is essential to enable PINHOLE to blend perfectly into the architecture.





COLOR

◆ FRAME

RAL Classic or any other special color on request

SHAPE

DIAMETER		ROUND | mm
	Ø 107	Ø 139
DIMENSION		SQUARE | mm
		107x107

FEATURES

LENS PACK	
	SPREAD LENS | LINEAR SPREAD LENS | HONEYCOMB
ADJUSTABILITY	
	SWIVELING: 30°
	ROTATION: 355°

ON REQUEST

ADDITIONAL OPTIONS
SPECIAL COLOR TEMPERATURE
SPECIAL CONTROL OPTIONS
SPECIAL BEAM ANGLES
RGB | TUNABLE WHITE
EMERGENCY LIGHTING
SPECIAL LED

OPTICS

COLOR TEMPERATURE	
	2700 K
	3000 K
	4000 K
	NATURAL DIM (ROUND Ø 107 & SQUARE 107x107)
BEAM ANGLES	
	20° | 25° | 40°| 60° REFLECTORS
	10° SUPER SPOT
CONTROL	
	STANDARD ON | OFF
	DALI DIM
	PUSH DIM
	CASAMBI
	PHASE CUT









MAKE IT YOURS!

CONFIGURE ONLINE:
PROLICHT.AT/BIONIQ



BIONIQ ROUND PINHOLE

QF › 266 | IP20 | excl. | 10-15 | 30° | 355° | CE | A++



DIMENSION MM	LED	WATT MAX.	LUMEN MAX.	CRI	ART.-NO	1-29	TECHN. OPTIONS	
Ø 107 H: 112	2700 K	12.1	850	90	220-0042	◆		
	3000 K	14.7	950	90	220-0043	◆		
	4000 K	14.7	1040	90	220-0044	◆		
s|s 10°								350 mA 130 98
Ø 107 H: 112	2700 K	14.5	940	90	220-0045	◆	1	
	3000 K	14.5	980	90	220-0046	◆	1	
	4000 K	14.5	1050	90	220-0047	◆	1	
								500 mA 130 98
Ø 107 H: 112	NATUR. DIM	14.7	770	90	220-0362	◆	1	
								350 mA 130 98

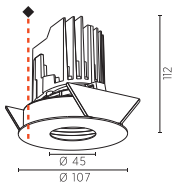

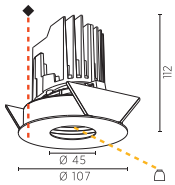



DIMENSION MM	LED	WATT MAX.	LUMEN MAX.	CRI	ART.-NO	1-29	TECHN. OPTIONS	
Ø 139 H: 137	2700 K	12.1	810	90	220-0141	◆		
	3000 K	14.7	900	90	220-0142	◆		
	4000 K	14.7	990	90	220-0143	◆		
s|s 10°								350 mA 150 130
Ø 139 H: 137	2700 K	26.4	1890	90	220-0138	◆	2	
	3000 K	26.4	1930	90	220-0139	◆	2	
	4000 K	26.4	2070	90	220-0140	◆	2	
								700 mA 150 130

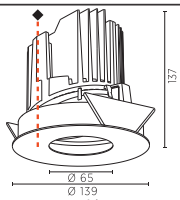

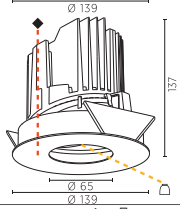

REFLECTOR: 20 40 60 (1) | 20 25 40 (2)
20° 40° 60° | 20° 25° 40°

ORDER EXAMPLE: ◆ ⌂
220-0045 - 02 20
black 20°

KANN-ZUBEHÖR > CAN-HAVE ACCESSORY		DIMENSION MM	ART.-NO		TECHN. OPTIONS			
	*LINEARE STREULINSE LINEAR SPREAD LENS*	Ø 53 H: 3	800-1041					
	*LINEARE STREULINSE LINEAR SPREAD LENS*	Ø 79 H: 3	800-1042					
	*STREULINSE SPREAD LENS*	Ø 53 H: 3	800-1021					
	*STREULINSE SPREAD LENS*	Ø 79 H: 3	800-1022					
	*WABENRASTER (BLENDSCHUTZ) HONEYCOMB LOUVRE*	Ø 53 H: 3	800-1001					
	*WABENRASTER (BLENDSCHUTZ) HONEYCOMB LOUVRE*	Ø 79 H: 3	800-1002					

Hinweise zu technischen Angaben auf Seite 893 | *Technical data are subject to our data policy on page 893*

BIONIQ SQUARE PINHOLE

QF › 266 | IP20 | excl. | 130 | 98 | 10-15 | 30° | 355° | A++



DIMENSION MM	LED	WATT MAX.	LUMEN MAX.	CRI	ART.-NO	1-29	TECHN. OPTIONS	
107x107 H: 112	2700 K	12.1	850	90	220-0048	◆		
	3000 K	14.7	950	90	220-0049	◆		
	4000 K	14.7	1040	90	220-0050	◆		
5/s 10°								350 mA
107x107 H: 112	2700 K	14.5	940	90	220-0051	◆	⏢	
	3000 K	14.5	980	90	220-0052	◆	⏢	
	4000 K	14.5	1050	90	220-0053	◆	⏢	
								500 mA
107x107 H: 112	NATUR. DIM	14.7	770	90	220-0363	◆	⏢	
								350 mA

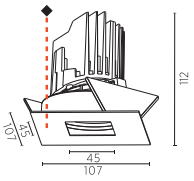

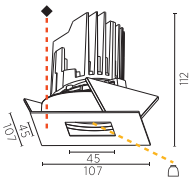

REFLECTOR 20 40 60 ⏢ (20° 40° 60°)

ORDER EXAMPLE: ◆ ⏢ **220-0051 - 02 20** (black 20°)

KANN-ZUBEHÖR > CAN-HAVE ACCESSORY		DIMENSION MM	ART.-NO		TECHN. OPTIONS			
	*LINEARE STREULINSE LINEAR SPREAD LENS*	Ø 53 H: 3	800-1041					
	*STREULINSE SPREAD LENS*	Ø 53 H: 3	800-1021					
	*WABENRASTER (BLEND-SCHUTZ) HONEYCOMB LOUVRE*	Ø 53 H: 3	800-1001					



IMAGINE
ROUND



2700 K | 3000 K | 4000 K

DALI | CASAMBI | PUSH-DIM
PHASE-CUT | ON/OFF

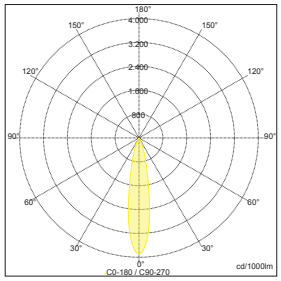

Sample:
ART. Nº 220-0202- 03 03 03 20, 4000 K, 20°

Die Nutzung der IMAGINE ROUND ermöglicht zeitgenössische Konzepte. Der Strahlerkopf ist im Leuchtenkorpus versenkt und bis zu 45° neigbar sowie bis zu 355° drehbar. Die Projektrentabilität kann durch das geschickte Ausschöpfen aller möglichen Nutzungsszenarien erhöht werden. Durch größtmögliche Nutzungs-Flexibilität gelingt auch die integrale Modernisierung einer Bestandsimmobilie. Sowohl ein Lens Pack, wie auch Superspot-Ausführungen sind verfügbar, um keine Grenzen zu setzen.

Using IMAGINE ROUND opens up contemporary design options. The spotlight head is sunk into the body of the luminaire and can be tilted up to 45° and rotated up to 355°. Project profitability can be increased by skilled utilization of all application scenarios. Maximum usage flexibility contributes towards the integral modernization of existing buildings. A lens pack and superspot versions are also available, so the possibilities are limitless.

EASY ACCESS



Zwei Magnete garantieren den unkomplizierten Ein- und Ausbau. Dadurch bleibt auch der Treiber für Wartungszwecke leicht für Sie zugänglich.

Two magnets guarantee simple installation and removal. As a result, the driver unit remains easily accessible for maintenance purposes.

ADJUSTABLE MAGNET BRACKET



Der Strahler ist bis zu 355° drehbar und bis zu 45° schwenkbar. Der drehbare Bügel ist auf einer Platte montiert, die magnetisch ans Gehäuse andockt.

The spotlight can be rotated up to 355° and swiveled up to 45°. The rotatable bracket is mounted on a plate that magnetically docks to the housing.

MULTI-COLOR



Das Einbaugehäuse, der Leuchteneinsatz sowie der Kascheering könne in den PROLICHT-Farben bestellt werden. Daraus ergeben sich 15.625 Farbkombinationen.

The installation housing, the luminaire insert and the Kascheering can be ordered in the PROLICHT colors. This results in 15,625 color combinations.

LENS PACK



Das PROLICHT LENS PACK ermöglicht es, den Lichtstrahl an spezielle Anforderungen anzupassen. Erhältlich sind Streulinsen, sowie ein Wabenraster zur zusätzlichen Entblendung.

The PROLICHT LENS PACK enables the light beam to be adapted for specific requirements. Lenses are available with oval or widening function, as well as a honeycomb grid for glare reduction.



COLOR

◆ SPOT ▲ HOUSING ● MOUNTING FRAME

RAL Classic or any other special color on request

SHAPE

DIAMETER	mm
Ø 210	

FEATURES

LENS PACK
SPREAD LENS | LINEAR SPREAD LENS | HONEYCOMB

ADJUSTABILITY
SWIVELING: 45°
ROTATION: 355°

ON REQUEST

ADDITIONAL OPTIONS
INDIVIDUAL SIZES
SPECIAL COLOR TEMPERATURE
SPECIAL CONTROL OPTIONS
SPECIAL BEAM ANGLES
RGB | TUNABLE WHITE
EMERGENCY LIGHTING
SPECIAL LED

OPTICS

CCT	COLOR TEMPERATURE
	2700 K
	3000 K
	4000 K

BEAM ANGLES
20° | 25° | 40° REFLECTORS

CONTROL
STANDARD ON | OFF
DALI DIM
PUSH DIM
CASAMBI
PHASE CUT



MAKE IT YOURS!

CONFIGURE ONLINE:
PROLICHT.AT/IMAGINE



IMAGINE ROUND

QF › 266 | IP20 | excl. | 140 | 190 | 10-15 | 45° | 355° | A++



DIMENSION MM	LED	WATT MAX.	LUMEN MAX.	CRI	ART.-NO	1-29	1-29	1-29	TECHN. OPTIONS	
Ø 210 H: 43	2700 K	12.1	870	90	220-0203	◆	▲	●		
	3000 K	14.7	970	90	220-0204	◆	▲	●		
	4000 K	14.7	1060	90	220-0205	◆	▲	●		
s|s 10°										350 mA
Ø 210 H: 43	2700 K	18.7	1490	90	220-0200	◆	▲	●	⏢	
	3000 K	18.7	1530	90	220-0201	◆	▲	●	⏢	
	4000 K	18.7	1640	90	220-0202	◆	▲	●	⏢	
										500 mA

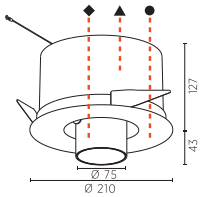

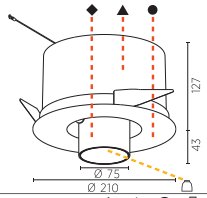

REFLECTOR 20 (20°) 25 (25°) 40 (40°) ⏢

ORDER EXAMPLE: ◆ ▲ ● ⏢
220-0200 - 02 03 04 20
black white creamy 20°

KANN-ZUBEHÖR > CAN-HAVE ACCESSORY		DIMENSION MM	ART.-NO		TECHN. OPTIONS			
	*LINEARE STREULINSE* *LINEAR SPREAD LENS*	Ø 66 H: 3	800-1049					
	*STREULINSE* *SPREAD LENS*	Ø 66 H: 3	800-1029					
	*WABENRASTER (BLEND-SCHUTZ)* *HONEYCOMB LOUVRE*	Ø 66 H: 3	800-1009					

Hinweise zu technischen Angaben auf Seite 893 | *Technical data are subject to our data policy on page 893*

MAGIQ PRO



INSPIRATION | BIEFFE



DALI | CASAMBI | PUSH-DIM
PHASE-CUT | ON/OFF

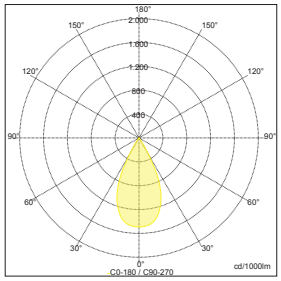

Sample:
ART. Nº 810-1043-30-02-00, 3000 K, 50°

Das brandneue MAGIQ PRO Spot-System verbindet höchste Flexibilität mit bester Lichttechnologie. Dabei sorgen die integrierten RMJ-Reflektoren von Bartenbach für eine perfekte Mischung der Tunable White LED-Module – die ideale Lichttemperatur für jede Tages- und Nachtzeit! Die verschiedenen Downlight- und Wallwash-Module lassen sich beliebig kombinieren und auch im Nachhinein einfach austauschen.

The brand new MAGIQ PRO spot system combines maximum flexibility with the best lighting technology. The integrated RMJ reflectors from Bartenbach ensure a perfect mix of the Tunable White LED modules - the ideal light temperature for any time of day or night! The various downlight and wallwash modules can be combined as desired and can easily be replaced later.

SUPERIOR OPTICS WITH AN AMAZING CUT-OFF



Jedes einzelne Modul lässt sich individuell mit einem Bartenbach RMJ-Reflektor bestücken. Zur Auswahl stehen 30°, 50° und 70° Ausstrahlwinkel, sowie ein asymetrischer Wallwash Reflektor.

Each module can be individually equipped with a Bartenbach RMJ reflector. You can choose from 30°, 50° and 70° beam angles, as well as an asymmetric wallwash reflector.

THE HIDDEN SECRET FOR HIGH PERFORMANCE



Ein spezieller Kühlkörper garantiert optimales Hitzemanagement und Luftzirkulation. Dadurch wird eine bemerkenswert hohe Leistung von bis zu 992 Lumen pro Modul möglich.

A special heatsink guarantees optimum thermal management with continuous air flow. This allows a high performance of up to 992 lumen per module.

INDIVIDUAL ADJUSTMENT



Ein ausgeklügelter Verstellmechanismus ermöglicht Rotation um 355° und die Neigung 12,5°. Der Neigungspunkt auf Deckenhöhe verhindert einen Verlust von Licht.

A sophisticated adjustment mechanism allows each insert to be rotated around 355° and tilted by up to 12.5°. The virtual tilting point at ceiling level avoids any light loss.

IP44 PROTECTION



Für maximale Flexibilität in der Anwendung sind alle Einsätze inklusive Wallwash-Reflektor in einer Variante mit Spritzwasserschutz nach IP44 erhältlich.

For maximum flexibility of use, all inserts including the wallwash reflector are in a splashproof variant with IP44 rating.



COLOR

◆ FRAME — HOUSING & SPOTS: BLACK | WHITE

RAL Classic or any other special color on request

SHAPE

DIAMETER — SPOT | mm

Ø 48

FRAME | mm

1 SPOT	2 SPOTS	3 SPOTS	4 SPOTS
69x69	69x123	69x177	69x231

FEATURES

LENS PACK

SPREAD LENS | LINEAR SPREAD LENS | HONEYCOMB

ADJUSTABILITY

SWIVELING: 12.5°

ROTATION: 355°

ON REQUEST

ADDITIONAL OPTIONS

- SPECIAL COLOR TEMPERATURE
- SPECIAL CONTROL OPTIONS
- SPECIAL BEAM ANGLES
- EMERGENCY LIGHTING
- SPECIAL LED

OPTICS

COLOR TEMPERATURE

- 2700 K
- 3000 K
- 4000 K
- TUNABLE WHITE: 2700 - 6500 K

BEAM ANGLES

- 30° | 50° | 70° RMJ REFLECTORS
- 10° RMJ REFLECTOR
- ASYMMETRIC RMJ REFLECTOR

CONTROL

- STANDARD ON | OFF
- DALI DIM
- PUSH DIM
- CASAMBI
- PHASE CUT



MAKE IT YOURS!

CONFIGURE ONLINE:
PROLICHT.AT/MAGIQPRO




MAGIQ PRO 3
3 x DOWNLIGHT
Seminar Room
Meeting Room
GRAPHIC DESIGN REFERENCED



In jedem MAGIQ PRO Downlight können bis zu 4 unabhängige Funktionen mit maximaler Gestaltungsfreiheit kombiniert werden, wobei verschiedene Abstrahlwinkel und sogar verschiedene Lichtquellen gemischt werden, um eine individuelle Lösung für die perfekte Atmosphäre zu schaffen.

In each MAGIQ PRO downlight up to 4 independent functions can be combined with maximum creative freedom, mixing different beam angles and even different light sources, in order to create an individual solution for the perfect atmosphere.

DEFINE YOUR PERFECT LIGHT SCENE

WALLWASH	2700 K
SUPERSPOT 10°	4000 K
WALLWASH	2700 K

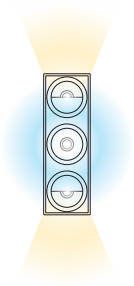







WALLWASH	2700 K
SUPERSPOT 10°	4000 K
SPOT 30°	4000 K
WALLWASH	2700 K









SPOT 50°	TUNABLE











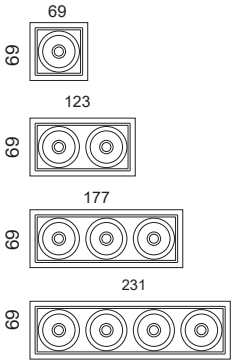

up to 992 lm	8.9 W
up to 1984 lm	17.8 W
up to 2976 lm	26.7 W
up to 3968 lm	35.6 W

HIGH POWER, SMALL FOOTPRINT

Dank der hohen Effizienz der Optik in Kombination mit dem LED-Modul der letzten Generation kann der MAGIQ PRO mit seiner schlichten Präsenz in der Architektur eine sehr hohe Lichtausbeute erzielen.

Thanks to the great efficacy of the optic, combined with last generation LED module, despite its minimal presence in the architecture the MAGIQ PRO can deliver very high lumen output.

BARTENBACH RMJ REFLECTORS

Die fortschrittlichen Bartenbach-Reflektoren, die in den MAGIQ PRO integriert sind, bieten reinste Abstrahlwinkel mit vollständiger Lichtsteuerung. Ohne sekundären Lichtstrahl sorgen sie für die perfekte Lichtverteilung, auch mit abstimmbarer weißer LED-Quelle. Der sehr tiefe Reflektor liefert einen guten Cut-Off, was zu einem unglaublich niedrigen UGR-Wert führt.

The most advanced Bartenbach reflectors integrated in the MAGIQ PRO offer the purest beam angles, with complete light control without any secondary light beam, for the perfect light distribution also with tunable white LED sources. The very deep reflector ensures a good cut-off resulting in an incredibly low UGR.

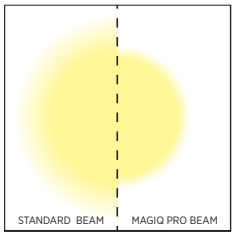

STATE-OF-THE-ART WALLWASH REFLECTORS

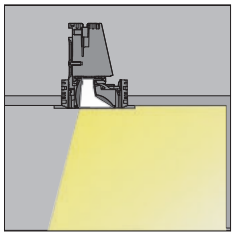

Der MAGIQ PRO verfügt über einen einzigartigen Wallwash-Reflektor mit doppelter Funktion, der eine vertikale Fläche perfekt beleuchtet und gleichzeitig als Downlight dient.

The MAGIQ PRO features a unique double-function wallwash reflector capable of perfectly illuminating a vertical surface, while serving as a downlight at the same time.



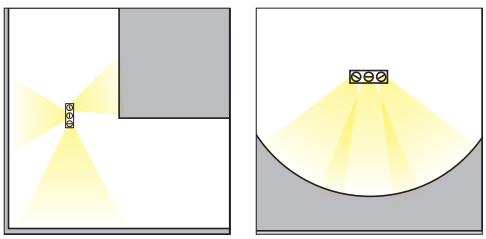

Ein MAGIQ PRO mit mehreren WALLWASH Modulen ist die ideale Lösung, um Wände mit gekrümmter Oberfläche zu beleuchten. Mit einer einzigartigen Befestigung an Decken und Böden und dank der unabhängigen 355° Drehmöglichkeit jedes Moduls wird diese einzigartige Beleuchtung ermöglicht.

The MAGIQ PRO with its multiple wall-wash modules is the ideal solution for lighting walls with a curved surface. This distinctive illumination is made possible with a unique fitting in the walls and floor or by the independent 360° rotatability of each module.







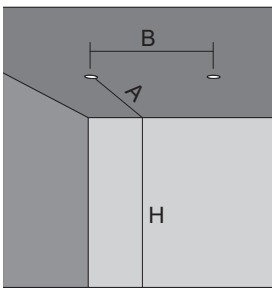

H	A	B
2.3	0.46-0.77m	0.70-1.15m
2.5	0.50-0.85m	0.75-1.25m
2.7	0.55-0.90m	0.80-1.35m
3.0	0.60-1.00m	0.90-1.50m

RECOMMENDED WALLWASH DISTANCES

MAGIQ PRO WALLWASH

QF › 266 | 355° | 12.5° | min. 105 | excl. | 17.8 V | 500 mA



DIMENSION MM	BEAM ANGLE	WATT MAX.	LUMEN MAX.	CRI	ART.-Nº STANDARD	TECHN. OPTIONS
Ø 48 H: 89		8.9	880	90	810-1040	CCT

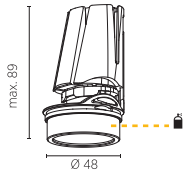

CCT: 27 (2700 K) | 30 (3000 K) | 40 (4000 K)

RING: 02 black | 03 white

ORDER EXAMPLE: CCT **810-1040 - 27 02** (27 = 2700, 02 = black)

MAGIQ PRO

QF › 266 | 355° | 12.5° | min. 105 | excl.



DIMENSION MM	BEAM ANGLE	WATT MAX.	LUMEN MAX.	CRI	ART.-Nº STANDARD	TECHN. OPTIONS
Ø 48 H: 89	10°	8.4	620	90	810-1041	CCT
s/s 10°	37.4 V	225 mA				

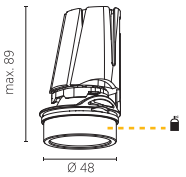



DIMENSION MM	BEAM ANGLE	WATT MAX.	LUMEN MAX.	CRI	ART.-Nº STANDARD	TECHN. OPTIONS
Ø 48 H: 102	30°	8.9	910	90	810-1042	CCT
Ø 48 H: 89	50°	8.9	965	90	810-1043	CCT
Ø 48 H: 80	70°	8.9	992	90	810-1044	CCT
	17.8 V	500 mA				

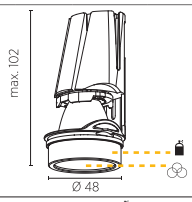

CCT: 27 (2700 K) | 30 (3000 K) | 40 (4000 K)

RING: 02 black | 03 white

OPTIC: 00 --- | 01 LINEAR SPREAD LENS | 02 SPREAD LENS | 03 HONEYCOMB LOUVRE

ORDER EXAMPLE: CCT **810-1043 - 27 03 01** (27 = 2700, 03 = white, 01 = linear)

MAGIQ PRO WALLWASH TW

QF › 266 | 355° | 12.5° | min. 105 | excl. | 23.4 V | 350 mA



DIMENSION MM	BEAM ANGLE	WATT MAX.	LUMEN MAX.	CRI	TUNEA. WHITE LED	ART.-Nº STANDARD	TECHN. OPTIONS
Ø 48 H: 89		8.2	567	90	2700-6500 K	810-1045	

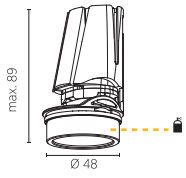

RING: 02 black | 03 white

ORDER EXAMPLE: **810-1045 - 02** (02 = black)

MAGIQ PRO TW

QF › 266 | 355° | 12.5° | min. 105 | excl. | 23.4 V | 350 mA



DIMENSION MM	BEAM ANGLE	WATT MAX.	LUMEN MAX.	CRI	TUNEA. WHITE LED	ART.-Nº STANDARD	TECHN. OPTIONS
Ø 48 H: 102	30°	8.2	744	90	2700-6500 K	810-1047	
Ø 48 H: 89	50°	8.2	800	90	2700-6500 K	810-1048	
Ø 48 H: 80	70°	8.2	822	90	2700-6500 K	810-1049	

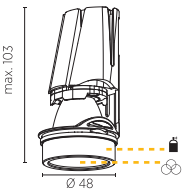

RING: 02 black | 03 white

OPTIC: 00 --- | 01 LINEAR SPREAD LENS | 02 SPREAD LENS | 03 HONEYCOMB LOUVRE

ORDER EXAMPLE: **810-1047 - 03 01** (03 = white, 01 = linear)

Hinweise zu technischen Angaben auf Seite 893 | *Technical data are subject to our data policy on page 893*

MAGIQ PRO WALLWASH IP44

QF › 266 | 355° | 12.5° | min. 105 | excl. | 17.8 V | 500 mA



DIMENSION MM	BEAM ANGLE	WATT MAX.	LUMEN MAX.	CRI	ART.-Nº STANDARD	TECHN. OPTIONS
Ø 48 H: 89		8.9	838	90	810-1050	CCT

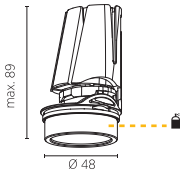

CCT 27 (2700 K) 30 (3000 K) 40 (4000 K)

RING 02 black | 03 white

ORDER EXAMPLE: CCT **810-1050 - 27 03** (2700, white)

MAGIQ PRO IP44

QF › 266 | 355° | 12.5° | min. 105 | excl.



DIMENSION MM	BEAM ANGLE	WATT MAX.	LUMEN MAX.	CRI	ART.-Nº STANDARD	TECHN. OPTIONS
Ø 48 H: 89	10°	8.4	598	90	810-1051	CCT
	10°	37.4 V	225 mA			
Ø 48 H: 102	30°	8.9	868	90	810-1052	CCT
Ø 48 H: 89	50°	8.9	922	90	810-1053	CCT
Ø 48 H: 80	70°	8.9	948	90	810-1054	CCT
		17.8 V	500 mA			

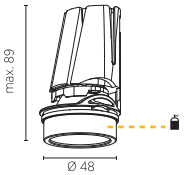

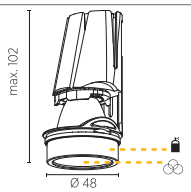

CCT 27 (2700 K) 30 (3000 K) 40 (4000 K)

RING 02 black | 03 white

OPTIC 00 --- | 01 LINEAR SPREAD LENS | 02 SPREAD LENS | 03 HONEYCOMB LOUVRE

ORDER EXAMPLE: CCT **810-1053 - 27 02** (2700, black)

MAGIQ PRO WALLWASH IP44 TW

QF › 266 | 355° | 12.5° | min. 105 | excl. | 23.4 V | 350 mA



DIMENSION MM	BEAM ANGLE	WATT MAX.	LUMEN MAX.	CRI	TUNEA. WHITE LED	ART.-Nº STANDARD	TECHN. OPTIONS
Ø 48 H: 89		8.2	531	90	2700-6500 K	810-1055	

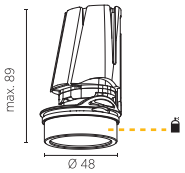

RING 02 black | 03 white

ORDER EXAMPLE: **810-1055 - 03** (white)

MAGIQ PRO IP44 TW

QF › 266 | 355° | 12.5° | min. 105 | excl. | 23.4 V | 350 mA



DIMENSION MM	BEAM ANGLE	WATT MAX.	LUMEN MAX.	CRI	TUNEA. WHITE LED	ART.-Nº STANDARD	TECHN. OPTIONS
Ø 48 H: 102	30°	8.2	719	90	2700-6500 K	810-1057	
Ø 48 H: 89	50°	8.2	764	90	2700-6500 K	810-1058	
Ø 48 H: 80	70°	8.2	785	90	2700-6500 K	810-1059	

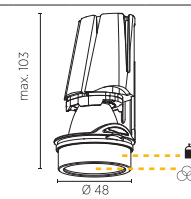

RING 02 black | 03 white

OPTIC 00 --- | 01 LINEAR SPREAD LENS | 02 SPREAD LENS | 03 HONEYCOMB LOUVRE

ORDER EXAMPLE: **810-1059 - 02 01** (black, linear)

MAGIQ PRO FRAMES

10-25

	DIMENSION MM	STANDARD	ART.-Nº	1-29	TECHN. OPTIONS	
	60 x 60		220-0680	◆		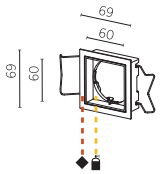
	62x62					
	60 x 114		220-0681	◆		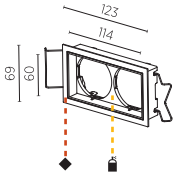
	62x116					
	60 x 168		220-0682	◆		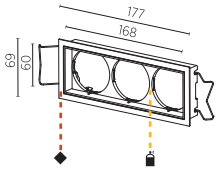
	62x170					
	60 x 222		220-0683	◆		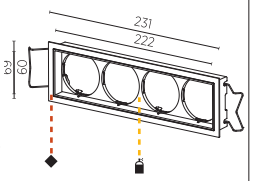
	62x224					

COVER 02 black | 03 white

ORDER EXAMPLE: ◆ **220-0682 - 02 02** (white, black)



INSPIRATION BIEFFE

Hinweise zu technischen Angaben auf Seite 893 | *Technical data are subject to our data policy on page 893*



MAGIQ
WITH MICRO-DOT



PRIVATE RESIDENCE, NIEDERNDORF, AUSTRIA | PHOTO: ARMIN KUPRIAN

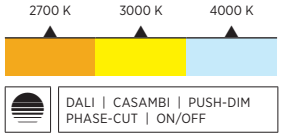

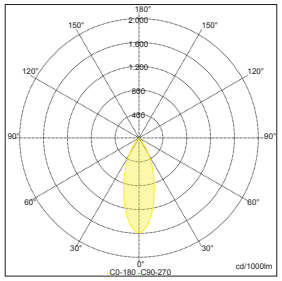

Sample:
ART. N° 220-0654-38, 2700 K, 38°

Durch minimale Austrittsöffnungen auf winzige Lichtpunkte reduziert, sorgt MAGIQ with MICRO-DOT für ein besonders ruhiges Deckenbild. Dabei liefert der Strahler aus der MAGIQ Downlight-Serie breite und absolut blendfreie Lichtflächen im Raum. Beste Voraussetzungen für ein optimal ausgeleuchtetes Arbeitsumfeld, das selbst in ungünstigeren Arbeitspositionen helles und angenehmes Licht garantiert.

With minimal outlet openings reduced to tiny points of light, MAGIQ with MICRO-DOT ensures a particularly calm ceiling appearance. The spotlight from the MAGIQ downlight series provides wide and absolutely glare-free light areas in the room. The best conditions for an optimally illuminated working environment that guarantees bright and pleasant light even in less favorable working positions.

TINY OPENING - HUGE EFFECT

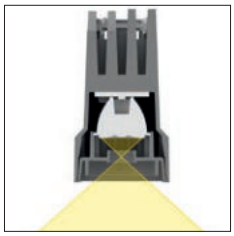

Die LFO-Linsen von Bartenbach bieten einen Ausstrahlwinkel von 21° oder 38° und sorgen für ein blendfreies Downlight, ohne dass die Lichtstrahlen das Gehäuse erhellen.

The Bartenbach LFO lenses provide 21° or 38° beam angles and provide a glare-free downlight without illuminating the luminaire's housing.

LOW UGR & SOFT FADE-OUT BEAM



Dank der integrierten LFO-Linse lassen sich nicht nur niedrigste UGR-Werte erzielen. Im Vergleich zu Reflektoren zeichnet diese Linse auch einen weicheren Lichtkegel. Perfekt für die Anwendung im Wohnraum und der Gastronomie!

The integrated LFO lens, enables the lowest UGR ratings to be achieved, while ensuring a soft fade out of the light cone compared to a reflector. Perfect for residential and hospitality applications!

WET LOCATIONS (IP44)



Die Bauweise der MAGIQ with MICRO-DOT-Familie ermöglicht auch den Einsatz in Bereichen für IP44 Anforderungen (z.B. Badezimmer).

The design of the MAGIQ with MICRO-DOT family also allows for use in wet location areas with IP44 requirements (e.g. bath rooms).

MIX & MATCH



Um auch anspruchsvolle Lichtlösungen mit nur einer Baureihe zu realisieren, lassen sich die Downlights mit anderen Strahlern und Wallwashern aus der MAGIQ-Familie kombinieren.

In order to realize sophisticated lighting solutions with just one series, the downlights can be combined with other spotlights and wallwashers from the MAGIQ family.



COLOR

◆ FRAME

RAL Classic or any other special color on request

SHAPE

DIMENSION			mm
MAGIQ 2	MAGIQ 2x2	MAGIQ 4	MAGIQ 8
80x45	80x90	145x45	277x45

ON REQUEST

ADDITIONAL OPTIONS
SPECIAL COLOR TEMPERATURE
SPECIAL CONTROL OPTIONS
SPECIAL BEAM ANGLES
RGB | TUNABLE WHITE
EMERGENCY LIGHTING
SPECIAL LED

OPTICS

CCT	COLOR TEMPERATURE
	2700 K
	3000 K
	4000 K

BEAM ANGLES
LFO LENS 21°

CONTROL
STANDARD ON | OFF
DALI DIM
PUSH DIM
CASAMBI



MAKE IT YOURS!

CONFIGURE ONLINE:
PROLICHT.AT/MAGIQ



MAGIQ 2 WITH MICRO-DOT

QF › 266 | 1050 mA | IP20 | excl. | 100 | 73 x 38 | 10-30 | A++



DIMENSION MM	LED	WATT	LUMEN MAX.	CRI	ART.-NO	1-29	TECHN. OPTIONS
80x45 H:64	2700 K	6.6	320	90	220-0657	◆	
	3000 K	6.6	346	90	220-0658	◆	
	4000 K	6.6	360	90	220-0659	◆	
BLACK							

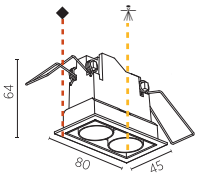

LENS	...21	...38	LFO
	21°	38°	

ORDER EXAMPLE: ◆ **220-0657 - 03** white **21** 21°

MAGIQ 2x2 WITH MICRO-DOT

QF › 266 | 1050 mA | IP20 | excl. | 100 | 73 x 83 | 10-30 | A++



DIMENSION MM	LED	WATT	LUMEN MAX.	CRI	ART.-NO	1-29	TECHN. OPTIONS
80x90 H:64	2700 K	13.2	640	90	220-0660	◆	
	3000 K	13.2	692	90	220-0661	◆	
	4000 K	13.2	720	90	220-0662	◆	
BLACK							

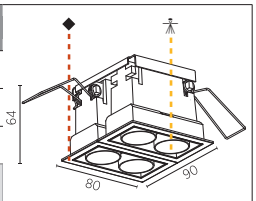

LENS	...21	...38	LFO
	21°	38°	

ORDER EXAMPLE: ◆ **220-0660 - 03** white **38** 38°

MAGIQ 4 WITH MICRO-DOT

QF › 266 | 1050 mA | IP20 | excl. | 100 | 138 x 38 | 5-30 | A++



DIMENSION MM	LED	WATT	LUMEN MAX.	CRI	ART.-NO	1-29	TECHN. OPTIONS
145x45 H:64	2700 K	13.3	640	90	220-0651	◆	
	3000 K	13.3	692	90	220-0652	◆	
	4000 K	13.3	720	90	220-0653	◆	
BLACK							

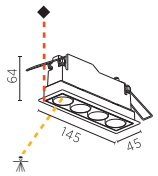

LENS	...21	...38	LFO
	21°	38°	

ORDER EXAMPLE: ◆ **220-0653 - 03** white **21** 21°

MAGIQ 8 WITH MICRO-DOT

QF › 266 | 1050 mA | IP20 | excl. | 100 | 270 x 38 | 5-30 | A++



DIMENSION MM	LED	WATT	LUMEN MAX.	CRI	ART.-NO	1-29	TECHN. OPTIONS
277x45 H:64	2700 K	26.6	1280	90	220-0654	◆	
	3000 K	26.6	1384	90	220-0655	◆	
	4000 K	26.6	1440	90	220-0656	◆	
BLACK							

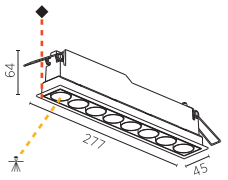

LENS	...21	...38	LFO
	21°	38°	

ORDER EXAMPLE: ◆ **220-0655 - 03** white **38** 38°

Hinweise zu technischen Angaben auf Seite 893 | *Technical data are subject to our data policy on page 893*





PRIVATE RESIDENCE NIEDERNDORF, AUSTRIA | PHOTO: ARMIN KUPRIAN

MAGIQ
STANDARD | KORONA



JAGUAR LAND ROVER TERLOUW, NETHERLANDS | PHOTO: THEA VAN DEN HEUVEL | ARCHITECT: GERT JAN HIENSCH

2700 K | 3000 K | 4000 K

DALI | CASAMBI | PUSH-DIM
PHASE-CUT | ON/OFF

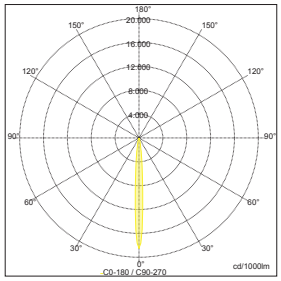

Sample:
ART. N° 220-0405- 03 10, 4000 K,
10° SUPERSPOT

Wie die randlosen Versionen der MAGIQ Downlights bieten auch die Einbauvarianten große Gestaltungsfreiheit für individuelle Lichtkonzepte. Dank der neuen MAGIQ 2 und MAGIQ 2x2 auf vier verschiedene Typen aufgestockt, bereichern die Leuchten als schlanke und dennoch formstarke Designelemente jeden Raum. Für dezentere Arrangements eignet sich besonders die neue weiße Ausführung der Downlights.

Like the trimless versions of the MAGIQ downlights, the recessed variants also offer great design freedom for individual lighting concepts. Thanks to the new MAGIQ 2 and MAGIQ 2x2, upgraded to four different types, the luminaires enrich every room as slim, yet shapely design elements. The new, white version of the downlights is particularly suitable for more subtle arrangements.

BLACK & WHITE INSERTS



Die minimalistische Downlight-Leuchte ist in ihrer Basisversion wahlweise in schwarz oder weiß erhältlich und fügt sich somit ideal in jede Decke ein.

The minimalist downlight is available in its basic version in either black or white and thus fits perfectly into any ceiling.

SPECIAL THERMAL DESIGN - REDUCED HEIGHT



Die besondere Bauform mit ihrer effizienten Passivkühlung stellt nicht nur eine hohe Lebensdauer sicher, sondern ermöglicht auch geringste Einbautiefen.

The special design with its efficient passive cooling not only ensures a long service life, but also allows the shallowest installation depths.

LOW UNIFIED GLARE RATING (UGR)

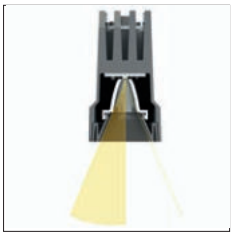

Die spezielle Leuchtenkonstruktion samt tief sitzenden Lichtaustrittsflächen ermöglicht für alle drei erhältlichen Reflektor-Typen niedrigste UGR-Werte.

The special luminaire construction including deep-seated light emission surfaces enables the lowest UGR values to be achieved for all three available reflector types.

KORONA CONE EFFECT



Die KORONA CONES funktionieren zusammen mit allen 3 MAGIQ-Reflektorvarianten. Sie sind in allen 25 PROLICHT-Farben verfügbar und sorgen für farbliche Akzente.

KORONA CONES - they work together with all 3 MAGIQ reflector variants - are available in all 25 PROLICHT colors and provide colorful highlights.



MAGIQ KORONA 2 BLACK | WHITE

MAGIQ KORONA 2x2 BLACK | WHITE

MAGIQ KORONA 4 BLACK | WHITE

MAGIQ KORONA 8 BLACK | WHITE

COLOR

◆ FRAME | KORONA CONE | HOUSING: BLACK | WHITE

RAL Classic or any other special color on request

SHAPE

DIMENSION			mm
MAGIQ 2	MAGIQ 2x2	MAGIQ 4	MAGIQ 8
80x45	80x90	145x45	277x45

FEATURES

MOUNTING FRAME

BLACK | WHITE

ON REQUEST

ADDITIONAL OPTIONS

- SPECIAL COLOR TEMPERATURE
- SPECIAL CONTROL OPTIONS
- SPECIAL BEAM ANGLES
- RGB | TUNABLE WHITE
- EMERGENCY LIGHTING
- SPECIAL LED

OPTICS

CCT **COLOR TEMPERATURE**

- 2700 K
- 3000 K
- 4000 K

BEAM ANGLES

10° | 20° | 40°

CONTROL

- STANDARD ON | OFF
- DALI DIM
- PUSH DIM
- CASAMBI



MAKE IT YOURS!

CONFIGURE ONLINE:
PROLICHT.AT/MAGIQ



MAGIQ 2

QF › 266 | 1050 mA | IP20 | excl. | 100 | 73 x 38 | 10-30 | A++

DIMENSION MM	LED	WATT MAX.	LUMEN MAX.	CRI	ART.-NO	1-29	TECHN. OPTIONS
80x45 H: 64	2700 K	6.6	390	90	220-0490	◆	
	3000 K	6.6	410	90	220-0491	◆	
	4000 K	6.6	430	90	220-0492	◆	
BLACK							
80x45 H: 64	2700 K	6.6	390	90	220-0493	◆	
	3000 K	6.6	410	90	220-0494	◆	
	4000 K	6.6	430	90	220-0495	◆	
WHITE							

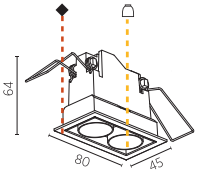

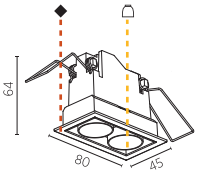

REFLECTOR 10 20 40 | 10° 20° 40°

ORDER EXAMPLE: ◆ | 220-0490 - 02 10 | black 10°

MAGIQ 2x2

QF › 266 | 1050 mA | IP20 | excl. | 100 | 73 x 83 | 10-30 | A++

DIMENSION MM	LED	WATT MAX.	LUMEN MAX.	CRI	ART.-NO	1-29	TECHN. OPTIONS
90x80 H: 64	2700 K	13.2	780	90	220-0502	◆	
	3000 K	13.2	830	90	220-0503	◆	
	4000 K	13.2	850	90	220-0504	◆	
BLACK							
80x90 H: 64	2700 K	13.2	780	90	220-0508	◆	
	3000 K	13.2	830	90	220-0509	◆	
	4000 K	13.2	850	90	220-0510	◆	
WHITE							

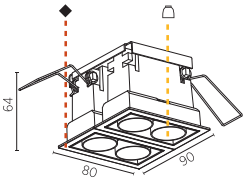

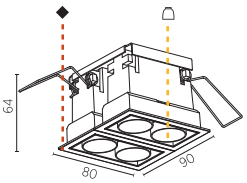

REFLECTOR 10 20 40 | 10° 20° 40°

ORDER EXAMPLE: ◆ | 220-0502 - 02 10 | black 10°



JAGUAR LAND ROVER TERLOW | PHOTO: THEA VAN DEN HEUVEL | ARCHITECT: GERT JAN HIENSCH



GEMEINDEBAUTEN MELLAU, AUSTRIA | PHOTO: ARMIN KUPRIAN | ARCHITECTURE: DORNER,MATT | LIGHT PLANNING: ELPLAN LINGG ELEKTROPLANUNGS GMBH

Hinweise zu technischen Angaben auf Seite 893 | *Technical data are subject to our data policy on page 893*

MAGIQ 4

QF › 266 | 1050 mA | IP20 | excl. | 100 | 138 x 38 | 10-30



DIMENSION MM	LED	WATT MAX.	LUMEN MAX.	CRI	ART.-NO	1-29	TECHN. OPTIONS
145x45 H: 64	2700 K	13.3	780	90	220-0300	◆	
	3000 K	13.3	850	90	220-0301	◆	
	4000 K	13.3	880	90	220-0302	◆	
BLACK							
145x45 H: 64	2700 K	13.3	780	90	220-0400	◆	
	3000 K	13.3	850	90	220-0401	◆	
	4000 K	13.3	880	90	220-0402	◆	
WHITE							

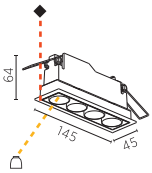

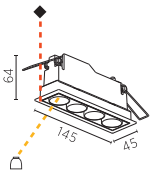

REFLECTOR 10 20 40 | 10° 20° 40°

ORDER EXAMPLE: ◆ | **220-0300 - 02 10** | black | 10°

MAGIQ 8

QF › 266 | 1050 mA | IP20 | excl. | 100 | 270 x 38 | 10-30



DIMENSION MM	LED	WATT MAX.	LUMEN MAX.	CRI	ART.-NO	1-29	TECHN. OPTIONS
277x45 H: 64	2700 K	26.6	1560	90	220-0303	◆	
	3000 K	26.6	1700	90	220-0304	◆	
	4000 K	26.6	1760	90	220-0305	◆	
BLACK							
277x45 H: 64	2700 K	26.6	1560	90	220-0403	◆	
	3000 K	26.6	1700	90	220-0404	◆	
	4000 K	26.6	1760	90	220-0405	◆	
WHITE							

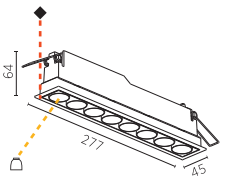

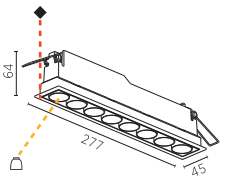

REFLECTOR 10 20 40 | 10° 20° 40°

ORDER EXAMPLE: ◆ | **220-0303 - 02 10** | black | 10°



GOLFCLUB MAINZ, GERMANY | PHOTO: MATTHIAS GRUBER | ARCHITECTURE & LIGHT PLANNING: ANDREA SCHWARZ

MAGIQ 2 KORONA

QF › 266 | 1050 mA | IP20 | excl. | 100 | 73 x 38 | 10-30 | A++

	DIMENSION MM	LED	WATT MAX.	LUMEN MAX.	CRI	ART.-NO	1-29	1-29	TECHN. OPTIONS	
	80x45 H: 64	2700 K	6.6	390	90	220-0496	◆	▲	⌂	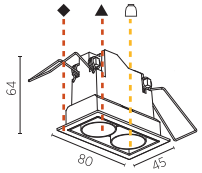
		3000 K	6.6	410	90	220-0497	◆	▲	⌂	
		4000 K	6.6	430	90	220-0498	◆	▲	⌂	
	BLACK									
	80x45 H: 64	2700 K	6.6	390	90	220-0499	◆	▲	⌂	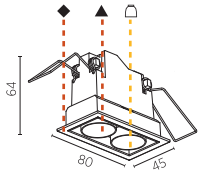
		3000 K	6.6	410	90	220-0500	◆	▲	⌂	
		4000 K	6.6	430	90	220-0501	◆	▲	⌂	
	WHITE									

REFLECTOR 10 20 40 ⌂ (10° 20° 40°)

ORDER EXAMPLE: ◆ ▲ ⌂ **220-0496 - 02 03 10** (black, white, 10°)

MAGIQ 2x2 KORONA

QF › 266 | 1050 mA | IP20 | excl. | 100 | 73 x 83 | 10-30 | A++

	DIMENSION MM	LED	WATT MAX.	LUMEN MAX.	CRI	ART.-NO	1-29	1-29	TECHN. OPTIONS	
	80x90 H: 64	2700 K	13.2	780	90	220-0505	◆	▲	⌂	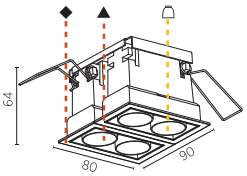
		3000 K	13.2	830	90	220-0506	◆	▲	⌂	
		4000 K	13.2	850	90	220-0507	◆	▲	⌂	
	BLACK									
	80x90 H: 64	2700 K	13.2	780	90	220-0511	◆	▲	⌂	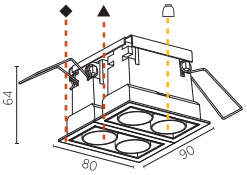
		3000 K	13.2	830	90	220-0512	◆	▲	⌂	
		4000 K	13.2	850	90	220-0513	◆	▲	⌂	
	WHITE									

REFLECTOR 10 20 40 ⌂ (10° 20° 40°)

ORDER EXAMPLE: ◆ ▲ ⌂ **220-0505 - 02 03 10** (black, white, 10°)



KÄLTEPOL, MESSE INNSBRUCK, FAFGA 2017 | ARCHITECT: THOMAS PETSCHNIG | PHOTO: ARMIN KUPRIAN

MAGIQ 4 KORONA

QF › 266 | 1050 mA | IP20 | excl. | 100 | 138 x 38 | 10-30 | A++

DIMENSION MM	LED	WATT MAX.	LUMEN MAX.	CRI	ART.-NO	1-29	1-29	TECHN. OPTIONS
145x45 H: 64	2700 K	13.3	780	90	220-0350	◆	▲	⌂
	3000 K	13.3	850	90	220-0351	◆	▲	⌂
	4000 K	13.3	880	90	220-0352	◆	▲	⌂
BLACK								
145x45 H: 64	2700 K	13.3	780	90	220-0409	◆	▲	⌂
	3000 K	13.3	850	90	220-0410	◆	▲	⌂
	4000 K	13.3	880	90	220-0411	◆	▲	⌂
WHITE								

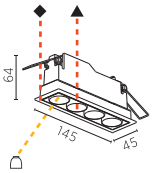

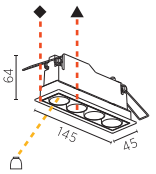

REFLECTOR 10 20 40 ⌂ (10° 20° 40°)

ORDER EXAMPLE: ◆ ▲ ⌂ **220-0350 - 02 03 10** (black white 10°)

MAGIQ 8 KORONA

QF › 266 | 1050 mA | IP20 | excl. | 100 | 270 x 38 | 10-30 | A++

DIMENSION MM	LED	WATT MAX.	LUMEN MAX.	CRI	ART.-NO	1-29	1-29	TECHN. OPTIONS
277x45 H: 64	2700 K	26.6	1560	90	220-0353	◆	▲	⌂
	3000 K	26.6	1700	90	220-0354	◆	▲	⌂
	4000 K	26.6	1760	90	220-0355	◆	▲	⌂
BLACK								
277x45 H: 64	2700 K	26.6	1560	90	220-0412	◆	▲	⌂
	3000 K	26.6	1700	90	220-0413	◆	▲	⌂
	4000 K	26.6	1760	90	220-0414	◆	▲	⌂
WHITE								

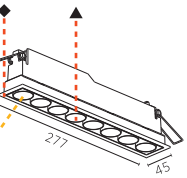

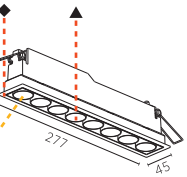

REFLECTOR 10 20 40 ⌂ (10° 20° 40°)

ORDER EXAMPLE: ◆ ▲ ⌂ **220-0353 - 02 03 10** (black white 10°)



INSPIRATION | RENDERWERK

MAGIQ
WALLWASH



2700 K | 3000 K | 4000 K

DALI | CASAMBI | PUSH-DIM
PHASE-CUT | ON/OFF

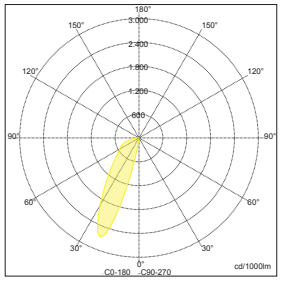

Sample:
ART. N° 220-0408- 03, 4000 K,
WALLWASHER

Blendfreies Licht und eine gute Raumausleuchtung sind gerade im Arbeitsumfeld wichtige Kriterien. Dank der VERTICAL BOOST-Technologie lässt sich der MAGIQ WALLWASH ausgezeichnet für individuelle Lichtkonzepte im Büro einsetzen. Selbst in Fenster- oder Bildschirmglas verursachen die innovativen Reflektoren keinerlei Reflexionen und leuchten vertikale Flächen absolut gleichmäßig bis zum Boden aus.

Glare-free light and good ambient lighting are important criteria, especially in the work environment. Thanks to the VERTICAL BOOST technology, the MAGIQ WALLWASH is superb for individual lighting concepts in the office. Even in window or screen glass, the innovative reflectors cause no reflections and illuminate vertical surfaces absolutely evenly down to the floor.

INNOVATIVE REFLECTOR TECHNOLOGY



Die von Bartenbach speziell entwickelten Reflektoren ermöglichen eine äußerst gleichmäßige und homogene Lichtverteilung - auch bei niedrigen Einbausituationen.

The reflectors specially developed by Bartenbach allow an extremely uniform and homogeneous light distribution - even in low-level installation positions.

EXCELLENT FOR HIGH WALLS & WIDE CEILINGS

Ceiling height	Recommended distance (in m)	
	wallwasher to wall	to each wallwasher
3.0 m	0.80–0.90	1.00–1.20
3.5 m	0.90–1.00	1.20–1.40
4.0 m	1.00–1.20	1.40–1.60
4.5 m	1.20–1.40	1.60–1.80

Die Bartenbach-Reflektoren ragen ca. 15 mm aus dem Gehäuse hervor und ermöglichen dank spezieller Anordnung und Anwinkelung ein besonders breites, homogenes Lichtbild.

Thanks to their special arrangement and angling, the Bartenbach reflectors protrude only 15 mm from the ceiling level and permit a particularly broad, homogeneous light pattern.

100% GLARE CONTROL



Die Konstruktion sorgt für optimale Längsentblendung. Wände und auch Decken werden im Verhältnis von ca. 1:3 auf eine Höhe bis zu 4,5 Meter gleichmäßig ausgeleuchtet.

The MAGIQ Wallwasher's construction ensures optimum longitudinal glare control. It illuminates walls or ceilings in a ratio of approx. 1: 3. Homogeneous illumination is possible up to a wall height of approx. 4.5 meters.

SPECIAL THERMAL DESIGN - REDUCED HEIGHT

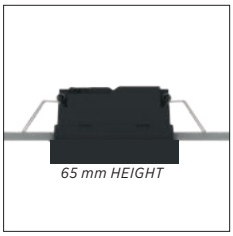

Die besondere Bauform mit ihrer effizienten Passivkühlung stellt nicht nur eine hohe Lebensdauer sicher, sondern ermöglicht auch geringste Einbautiefen.

The special design with its efficient passive cooling not only ensures a long service life, but also allows the shallowest installation depths.



COLOR

◆ FRAME | HOUSING : BLACK | WHITE

RAL Classic or any other special color on request

SHAPE

DIMENSION mm

177x45

OPTICS

COLOR TEMPERATURE

2700 | 3000 | 4000 K

CONTROL

STANDARD ON | OFF

DALI DIM

ON REQUEST

ADDITIONAL OPTIONS

SPECIAL COLOR TEMPERATURE

SPECIAL CONTROL OPTIONS

SPECIAL BEAM ANGLES

RGB | TUNABLE WHITE

MAGIQ WALLWASH

QF › 266 | 500 mA | IP20 | excl. | 100 | 270 x 38 | 10-30 | A++

DIMENSION MM	LED	WATT MAX.	LUMEN MAX.	CRI	ART.-NO	1-29	TECHN. OPTIONS	
277x45 H: 85	2700 K	31.4	2300	90	220-0306	◆		
	3000 K	31.4	2520	90	220-0307	◆		
	4000 K	31.4	2650	90	220-0308	◆		
BLACK								
277x45 H: 85	2700 K	31.4	2300	90	220-0406	◆		
	3000 K	31.4	2520	90	220-0407	◆		
	4000 K	31.4	2650	90	220-0408	◆		
WHITE								

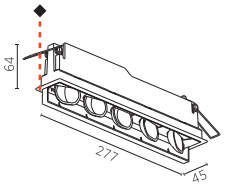

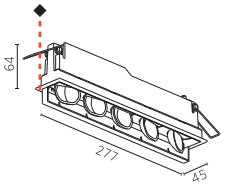

MAKE IT YOURS!

CONFIGURE ONLINE:
PROLICHT.AT/MAGIQ



MAGIQ
HOLLOW WALLWASH / KORONA



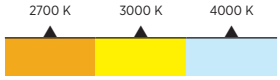

DALI | CASAMBI | PUSH-DIM
PHASE-CUT | ON/OFF

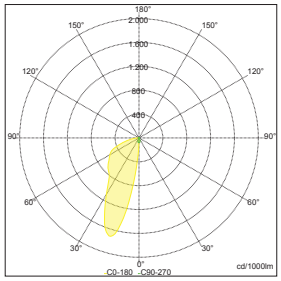

Sample:
ART. N° 220-0525- 03 03, 4000 K,
WALLWASHER

Ein Wallwasher, der erstmals bündig mit der Decke abschließt – der MAGIQ HOLLOW WALLWASH zeigt vertikale Beleuchtung in höchster Vollendung. Die vollständige Integration der Leuchte in die Decke lässt der architektonischen Gestaltung freien Raum. Acht speziell entwickelte Reflektoren bieten eine absolut blendfreie und homogene Ausleuchtung auf der gesamten Wandfläche bis zum Bodenbereich.

A wallwasher that is flush with the ceiling for the first time - the MAGIQ HOLLOW WALLWASH shows vertical lighting at its best. The complete integration of the luminaire into the ceiling offers increased scope for architectural design. Eight specially developed reflectors offer absolutely glare-free and homogeneous illumination over the entire wall surface down to the floor area.

EXCELLENT UNIFORMITY

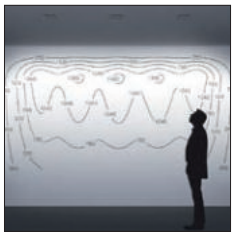

MAGIQ HOLLOW sorgt für eine homogene Ausleuchtung von Wänden und Decken. Der Helligkeitsunterschied von der hellsten zur dunkelsten Stelle wird kaum wahrgenommen.

MAGIQ HOLLOW ensures homogeneous illumination of walls and ceilings. The difference in brightness from the brightest to the darkest spot is barely perceptible.

FULLY INTEGRATED REFLECTORS



Der MAGIQ HOLLOW Wallwasher zeichnet sich durch eine vollständig bündige Integration in die Decke aus. Die Lichtwirkung setzt unmittelbar am Übergang Decke-Wand ein.

The MAGIQ HOLLOW wallwasher is characterized by a completely flush integration in the ceiling The lighting effect starts directly at the ceiling-wall transition.

GLARE FREE - STEALTH EFFECT

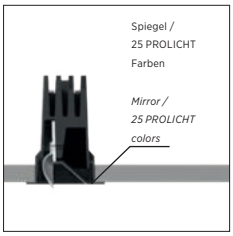

Bei der Variante mit Korona-Effekt wird der hochglänzende Einsatz durch einen pulverbeschichteten Farbeinsatz - erhältlich in allen PROLICHT-Farben - getauscht.

In the variant with Korona effect, the high-gloss insert is replaced by a powder-coated paint insert - available in all PROLICHT colors.

CEILING WASH



Die integrierte Reflektor-Technologie von Bartenbach ermöglicht auch eine homogene Ausleuchtung von Decken, wo keine Installation von Deckenlicht möglich ist.

The integrated reflector technology from Bartenbach also enables a perfect ceiling wash in areas where ceiling light installations are not possible (e.g curved ceilings).



COLOR

◆ FRAME | HOUSING: BLACK | WHITE

RAL Classic or any other special color on request

MAGIQ HOLLOW WALLWASH KORONA



SHAPE

DIMENSION	mm
	177x45

FEATURES

COLOR	TYP
BLACK- | WHITE MIRROR	HOLLOW WALLWASH
BLACK | WHITE	HOLLOW KORONA

ON REQUEST

ADDITIONAL OPTIONS
SPECIAL COLOR TEMPERATURE
SPECIAL CONTROL OPTIONS
SPECIAL BEAM ANGLES
RGB | TUNABLE WHITE

OPTICS

CCT COLOR TEMPERATURE
2700 K
3000 K
4000 K

CONTROL
STANDARD ON | OFF
DALI DIM
PUSH DIM
CASAMBI
PHASE CUT



MAKE IT YOURS!

CONFIGURE ONLINE:
PROLICHT.AT/MAGIQ



MAGIQ HOLLOW WALLWASH

QF › 266 | 700 mA | IP20 | excl. | 100 | 170 x 38 | 5-30 | A++



DIMENSION MM	LED	WATT MAX.	LUMEN MAX.	CRI	ART.-NO	1-29	TECHN. OPTIONS
177x45 H: 64	2700 K	19.0	1110	90	220-0514	◆	
	3000 K	19.0	1180	90	220-0515	◆	
	4000 K	19.0	1350	90	220-0516	◆	
BLACKMIRROR							

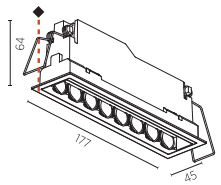



177x45 H: 64	2700 K	19.0	1110	90	220-0520	◆	
	3000 K	19.0	1180	90	220-0521	◆	
	4000 K	19.0	1350	90	220-0522	◆	
WHITEMIRROR							

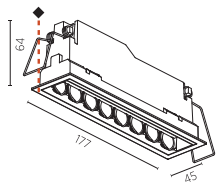

MAGIQ HOLLOW WALLWASH KORONA

QF › 266 | 700 mA | IP20 | excl. | 100 | 170 x 38 | 5-30 | A++



DIMENSION MM	LED	WATT MAX.	LUMEN MAX.	CRI	ART.-NO	1-29	1-29	TECHN. OPTIONS
177x45 H: 64	2700 K	19.0	1110	90	220-0517	◆	▲	
	3000 K	19.0	1180	90	220-0518	◆	▲	
	4000 K	19.0	1350	90	220-0519	◆	▲	
BLACK								

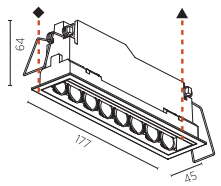



177x45 H: 64	2700 K	19.0	1110	90	220-0523	◆	▲	
	3000 K	19.0	1180	90	220-0524	◆	▲	
	4000 K	19.0	1350	90	220-0525	◆	▲	
WHITE								

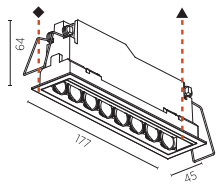

Hinweise zu technischen Angaben auf Seite 893 | *Technical data are subject to our data policy on page 893*

OIKO
STANDARD | COMFORT



2700 K | 3000 K | 4000 K

DALI | CASAMBI | PUSH-DIM
PHASE-CUT | ON/OFF

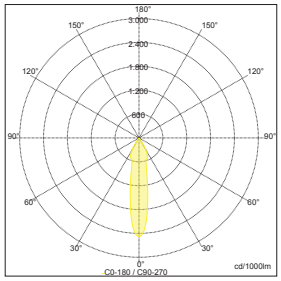

Sample:
ART. N° 220-0580- 03 20, 2700 K, 20°

Mit OIKO können sowohl schmale Akzentuierungen, wie auch raumgreifendes Flutlicht verwirklicht werden. Die ausgezeichneten Spiegeleigenschaften der hochwertigen Aluminiumreflektoren ermöglichen eine Vielzahl von Ausstrahlwinkeln. Die Variante COMFORT ermöglicht mit ihren Entblend-Eigenschaften und zurückversetztem Reflektor harmonische Lichtstimmungen und bestmögliche Nutzung an Bildschirmarbeitsplätzen.

OIKO is versatile enough to create narrow accents and to flood the whole room with light. The superb reflective properties of the high-quality aluminum reflectors allow for a wide variety of beam angles. Thanks to its anti-glare properties and recessed reflectors, the COMFORT variant creates harmonious lighting moods and is ideal where screen workstations are used.

GLARE PROTECTION WITH COMFORT RING



Der OIKO-COMFORT ist um 30 mm tiefer ins Gehäuse eingelassen als die Standard-Variante. Dies ermöglicht eine größere Entblendwirkung und somit höheren Sehkomfort.

The OIKO-COMFORT is set 30 mm deeper into the housing than the standard version. This allows an increased anti-glare effect and thus greater visual comfort.

ZERO LIGHT LEAKAGE MINIMAL RECESSED DEPTH



OIKO verfügt über eine geringversiegelte, druckgegossene Kühlung, die ein hohes Lumenpaket ermöglicht und einen Lichtaustritt nach hinten verhindert.

OIKO has a low-sealed, die-cast cooling element, allowing a high lumen package and avoiding any light leakage towards the back.

MULTI-COLOR



Einbauring und Leuchteneinsatz sind in allen 25 PROLICHT-Farben erhältlich. Mit diesen 625 möglichen Farbkombinationen lassen sich auf die Einrichtung individuell abgestimmte Akzente setzen.

Mounting ring and luminaire insert can be combined in all PROLICHT colors. With these 625 possible color combinations, you can set individually tailored accents on the device.

DIM TO WARM

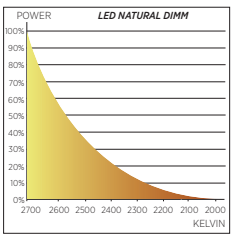

Diese Leuchte ist mit Natural Dim Unterstützung verfügbar. Durch Dimmung der Leuchte wird das Lichtbild nicht nur dunkler, sondern auch wärmer.

This luminaire is available with Natural Dim support. Dimming the light makes the light pattern not only darker, but warmer, too.





COLOR

◆ HOUSING ● CONE

RAL Classic or any other special color on request

SHAPE

DIAMETER			mm
Ø 64	Ø 98	Ø 130	Ø 160

FEATURES

KORONA CONE
25 COLORS

ON REQUEST

ADDITIONAL OPTIONS
INDIVIDUAL SIZES
SPECIAL COLOR TEMPERATURE
SPECIAL CONTROL OPTIONS
SPECIAL BEAM ANGLES
RGB | TUNABLE WHITE
EMERGENCY LIGHTING
SPECIAL LED

OPTICS

CCT

COLOR TEMPERATURE
2700 K
3000 K
4000 K
NATURAL DIM

BEAM ANGLES	TYPE
20° | 40° | 60°	Ø 64
18° | 26° | 40°	Ø 98
12° | 24° | 40°	Ø 130
17° | 30° | 50°	Ø 160

CONTROL
STANDARD ON | OFF
DALI DIM
PUSH DIM
CASAMBI
PHASE CUT









MAKE IT YOURS!

CONFIGURE ONLINE:
PROLICHT.AT/OIKO



OIKO

QF › 266 | IP20 | excl. | 10-15 | A++

DIMENSION MM	LED	WATT MAX.	LUMEN MAX.	CRI	ART.-NO	1-29	TECHN. OPTIONS
Ø 64 H: 74	2700 K	13.4	890	90	220-0580	◆	2
	3000 K	13.4	920	90	220-0581	◆	2
	4000 K	13.4	990	90	220-0582	◆	2
Ø 64 H: 74	NATUR. DIM	14.7	770	90	220-0374	◆	2
350 mA						90	60
Ø 98 H: 80	2700 K	18.7	1630	90	220-0526	◆	1
	3000 K	18.7	1670	90	220-0527	◆	1
	4000 K	18.7	1790	90	220-0528	◆	1
500 mA						90	92
Ø 130 H: 96	2700 K	26.4	2282	90	22345	◆	3
	3000 K	26.4	2340	90	22260	◆	3
	4000 K	26.4	2486	90	22261	◆	3
700 mA						110	120
Ø 160 H: 117	3000 K	33.6	2940	90	22350	◆	4
	4000 K	34.1	3123	90	22351	◆	4
900 mA						130	155



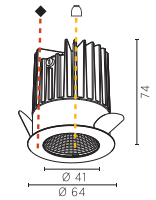



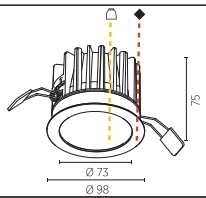



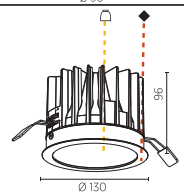



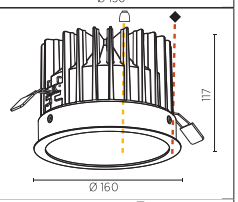

REFLECTOR

18	26	40	1	20	40	60	2	12	24	40	3	17	30	50	4
18°	26°	40°		20°	40°	60°		12°	24°	40°		17°	30°	50°	

ORDER EXAMPLE: ◆ 🔒
220-0526 - 02 18
black 18°



BÄCKER RUETZ INNSBRUCK, AUSTRIA | PHOTO: SIMON FISCHBACHER

Hinweise zu technischen Angaben auf Seite 893 | *Technical data are subject to our data policy on page 893*

OIKO COMFORT

QF › 266 | IP20 | excl. | 10-15 | A++

DIMENSION MM	LED	WATT MAX.	LUMEN MAX.	CRI	ART.-NO	1-29	1-29	TECHN. OPTIONS
Ø 64 H: 89	2700 K	13.4	890	90	220-0529	◆	▲	1
	3000 K	13.4	920	90	220-0530	◆	▲	1
	4000 K	13.4	990	90	220-0531	◆	▲	1
Ø 64 H: 89	NATUR. DIM	14.7	770	90	220-0532	◆	▲	1
								350 mA 100 60
Ø 98 H: 95	2700 K	18.7	1630	90	220-0533	◆	▲	2
	3000 K	18.7	1670	90	220-0534	◆	▲	2
	4000 K	18.7	1790	90	220-0535	◆	▲	2
								500 mA 110 92
Ø 130 H: 120	2700 K	26.4	2282	90	220-0536	◆	▲	3
	3000 K	26.4	2340	90	220-0537	◆	▲	3
	4000 K	26.4	2486	90	220-0538	◆	▲	3
								700 mA 130 120
Ø 160 H: 145	3000 K	33.6	2940	90	220-0539	◆	▲	4
	4000 K	34.1	3123	90	220-0540	◆	▲	4
								900 mA 150 155





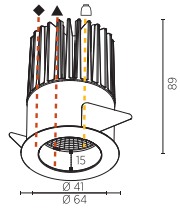

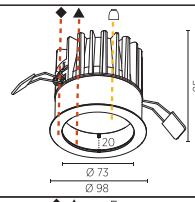

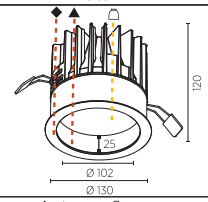

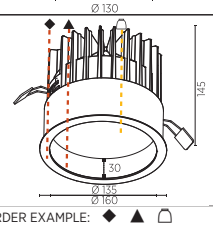

REFLECTOR

20	40	60	1	18	26	40	2	12	24	40	3	17	30	50	4
20°	40°	60°		18°	26°	40°		12°	24°	40°		17°	30°	50°	

ORDER EXAMPLE: ◆ ▲ 🔔
220-0529 - 02 03 20
black white 20°





OIKO
WIDE



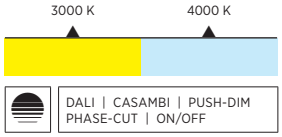

DALI | CASAMBI | PUSH-DIM
PHASE-CUT | ON/OFF

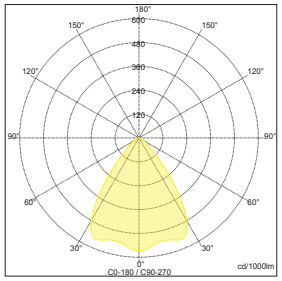

Sample:
ART. N° 22354- 03, 3000 K

Durch den integrierten Sekundärreflektor erzeugt die OIKO WIDE in Kombination mit der Spezialstreuscheibe einen breiten Lichtkegel. Wie auch die OIKO COMFORT, bietet die OIKO WIDE durch Visual Optimisation Baffle verbesserte Entblend-Eigenschaften und schafft so harmonische Lichtstimmungen. Eine Individualisierung in den 25 PROLICHT Farben unterstützt kundenorientierte, ganzheitliche Konzepte.

The integrated secondary reflector combined with the microprismatic lens enables OIKO WIDE to create a broad cone of light. Just like OIKO COMFORT, OIKO WIDE uses a visual optimisation baffle to provide improved anti-glare properties, creating harmonious lighting moods. Customization using 25 PROLICHT colors supports customer-focused and holistic designs.

GLARE PROTECTION WITH COMFORT RING



Der OIKO-COMFORT ist um 30 mm tiefer ins Gehäuse eingelassen als die Standard-Variante. Dies ermöglicht eine größere Entblendwirkung und somit höheren Sehkomfort.

The OIKO-COMFORT is set 30 mm deeper into the housing than the standard version. This allows a greater anti-glare effect and thus higher visual comfort.

ZERO LIGHT LEAKAGE



Die Konstruktion dieser Leuchte verhindert einen unerwünschten Lichtaustritt. Somit eignet sie sich auch ideal für den Einbau in Akustik- und Lochdecken oder sogar Regale.

The construction of this luminaire prevents unwanted light leakage. Thus, it is also ideal for installation in acoustic and perforated ceilings or even shelves.



COLOR

◆ HOUSING

RAL Classic or any other special color on request

SHAPE

DIAMETER	mm
Ø 160	

OPTICS

COLOR TEMPERATURE

- 3000 K
- 4000 K

CONTROL

- STANDARD ON | OFF
- DALI DIM
- PUSH DIM
- CASAMBI

ON REQUEST

ADDITIONAL OPTIONS

- INDIVIDUAL SIZES
- SPECIAL COLOR TEMPERATURE
- SPECIAL CONTROL OPTIONS
- SPECIAL BEAM ANGLES
- RGB | TUNABLE WHITE
- EMERGENCY LIGHTING
- SPECIAL LED

OIKO WIDE

QF › 266 | 900 mA | IP20 | excl. | 120 | 155 | 10-15 | A++



DIMENSION MM	LED	WATT MAX.	LUMEN MAX.	CRI	ART.-NO	1-29	TECHN. OPTIONS	
Ø 160 H: 105	3000 K	33.6	3490	90	22354	◆		
	4000 K	34.1	2650	90	22355	◆		

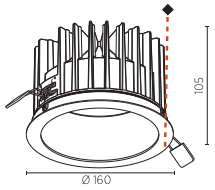

MAKE IT YOURS!

CONFIGURE ONLINE:
PROLICHT.AT/OIKO



OIKO PRO



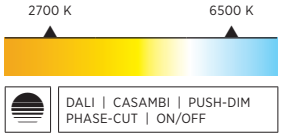

DALI | CASAMBI | PUSH-DIM
PHASE-CUT | ON/OFF

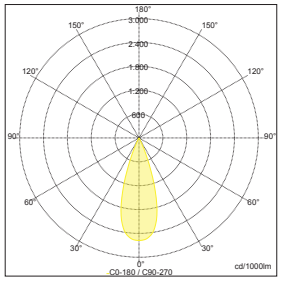

Sample:
ART. N° 220-0592-01-27-00, 2700 K, 30°

Der neue OIKO PRO Einbaustrahler ist die erste Wahl in Umgebungen mit natürlichem Licht. Die integrierte RMJ-Reflektor-Technologie von Bartenbach sorgt nämlich nicht nur für blendfreien Komfort, sondern auch für die perfekte Durchmischung der möglichen Lichtfarben. Mit OIKO PRO entscheiden Sie, wann Sie mit kühlem Licht eine aktivierende oder mit wärmerem Licht eine entspannende Atmosphäre schaffen möchten!

The new OIKO PRO recessed spotlight is the first choice in environments with natural light. The integrated RMJ reflector technology from Bartenbach not only ensures glare-free comfort, but also perfect mixing of the possible light colors. With OIKO PRO you decide when you want to create a stimulating atmosphere with cool light or a relaxing mood using warmer light!

PREMIUM OPTICS



OIKO PRO überzeugt mit seiner integrierten RMJ-Reflektor-Technologie von Bartenbach. Neben 30°, 50° und 70° Ausstrahlwinkel sind auch ein asymmetrischer Wallwash und 10° Superspot erhältlich.

OIKO PRO impresses with its integrated RMJ reflector technology from Bartenbach. As well as 30°, 50° and 70° beam angles, an asymmetrical wallwash and 10° superspot are available.

TUNABLE WHITE



Die Tunable White Variante ermöglicht eine stufenlose Einstellung der Farbtemperatur zwischen 2.700 K und 6.500 K.

The Tunable White version allows the Correlated Color Temperature to be continuously adjusted between 2,700 K and 6,500 K.

COMPACT DESIGN



Die erhältlichen Varianten kommen mit einem einheitlichen Einbau-Durchmesser von 68 mm. Das ausgeklügelte Thermo-Management ermöglicht eine geringe Einbautiefe ab 48 mm.

The available variants come with a uniform installation diameter of 68 mm. The sophisticated thermal management offers an installation depth starting from 48 mm.

CONCRETE HOUSING



OIKO PRO ist auch in einer speziellen Einbau-Variante für Betondecken erhältlich. Der zusätzliche Außenring ist in einer von 25 Prolicht-Farben bestellbar.

OIKO PRO is also available in a special installation variant for concrete ceilings. The additional outer ring can be ordered in one of 25 Prolicht colors.



COLOR

◆ FRAME ▲ CONCRETE FRAME

RAL Classic or any other special color on request

SHAPE

DIAMETER	mm
INSTALLATION	Ø 68
VISIBLE	Ø 74

LENS PACK

SPREAD LENS | LINEAR SPREAD LENS | HONEYCOMB

ON REQUEST

ADDITIONAL OPTIONS

- INDIVIDUAL SIZES
- SPECIAL COLOR TEMPERATURE
- SPECIAL CONTROL OPTIONS
- SPECIAL BEAM ANGLES
- EMERGENCY LIGHTING
- SPECIAL LED

OPTICS

COLOR TEMPERATURE

- 2700 K
- 3000 K
- 4000 K
- TUNABLE WHITE: 2700 - 6500 K

BEAM ANGLES

- 10° | 30° | 50° | 70°
- ASYMMETRIC RMJ REFLECTOR (WALLWASH)

CONTROL

- STANDARD ON | OFF
- DALI DIM
- PUSH DIM
- CASAMBI



MAKE IT YOURS!

CONFIGURE ONLINE:
PROLICHT.AT/OIKOPRO



OIKO PRO

ONE SIZE, INFINITE APPLICATIONS

Das OIKO PRO-Gehäuse wurde speziell für die einfache Installation mit einem Standard-Ø68-Ausschnitt entwickelt und bietet ein einheitliches optisches Erscheinungsbild für eine Vielzahl von Funktionen.

The OIKO PRO housing is specifically designed for simple installation, with a standard Ø68 cutout offering a consistent visual appearance for a variety of functions once installed.

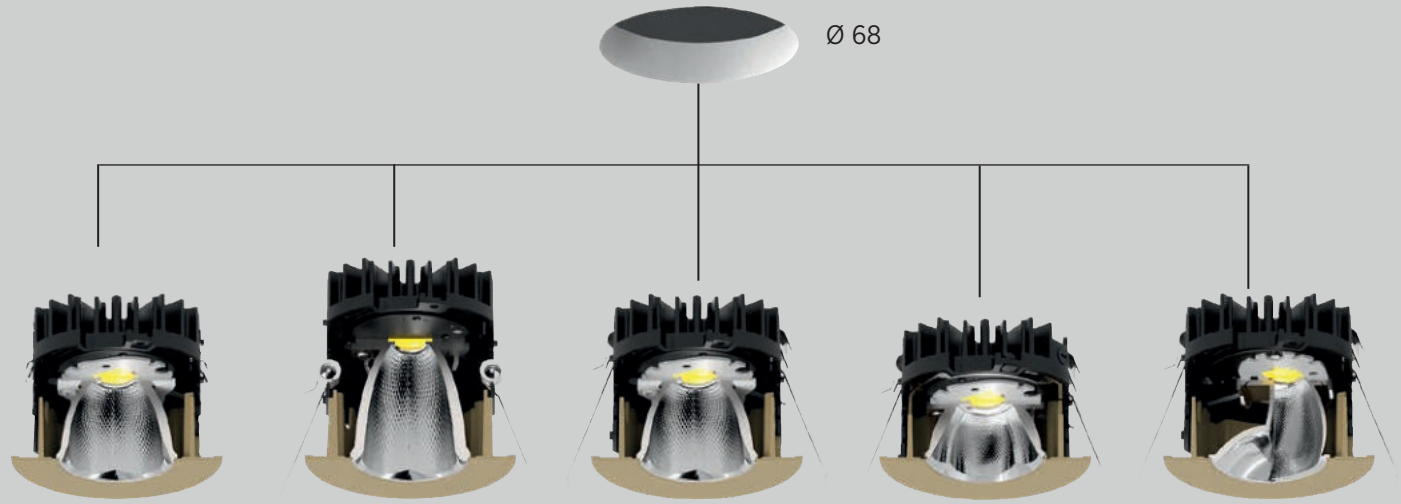



STATE-OF-THE-ART REFLECTOR TECHNOLOGY

Die fortschrittlichen Bartenbach-Reflektoren, die in den OIKO PRO integriert sind, bieten reinste Abstrahlwinkel mit vollständiger Lichtsteuerung ohne sekundären Lichtstrahl und ermöglichen die perfekte Lichtverteilung auch für die abstimmbare weiße LED-Quelle.

The most advanced Bartenbach reflectors integrated in the OIKO PRO offer the purest beam angles, with complete light control without any secondary light beam and allowing perfect light distribution even for the tunable white LED source.

LOW UGR - HIGH CUT-OFF

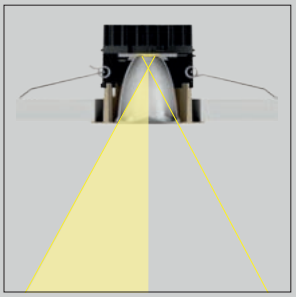

FOCUSED BEAM CONTROL

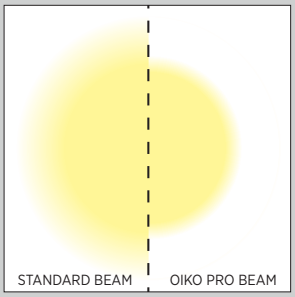

HIGH-PRECISION REFLECTOR



SUPERSPOT 10°

Ein präziser Superspot 10° Reflektor ist das perfekte Lichtdesign-Tool, um Details hervorzuheben und Kontraste im Raum zu definieren. Dank seines lichtstarken Pakets kann der Superspot eine sehr interessante Lösung für unkonventionelle Deckenhöhen sein.

A precise, SUPERSPO 10° reflector is the perfect lighting design tool for focusing on detail and for defining contrasts in the room. Thanks to its high lumen package, the Superspot can be a highly attractive solution for unconventional ceiling heights.



UNIQUE WALLWASH WITH DOUBLE FUNCTION

Der OIKO PRO verfügt über einen einzigartigen Wandreflektor mit Doppelfunktion, der eine vertikale Fläche perfekt ausleuchtet und gleichzeitig als Downlight dient.

The OIKO PRO features a unique double-function wallwash reflector, capable of perfectly illuminating a vertical surface while serving as a downlight at the same time.

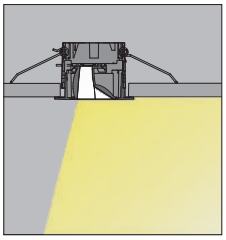









INSPIRATION | BIEFFE

RECOMMENDED WALLWASH DISTANCES

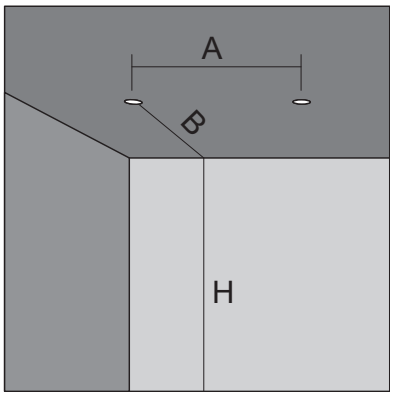

H	A	B
2.3	0.46-0.77m	0.70-1.15m
2.5	0.50-0.85m	0.75-1.25m
2.7	0.55-0.90m	0.80-1.35m
3.0	0.60-1.00m	0.90-1.50m

A = Between 1/5 - 1/3 H
B = Max. 1/5 A




INSPIRATION | BIEFFE

OIKO PRO WALLWASH

55 | Ø 68 | excl. | 18.1 V | 600 mA | A++

DIMENSION MM	BEAM ANGLE	WATT MAX.	LUMEN MAX.	CRI	ART.-Nº	1-29	TECHN. OPTIONS
Ø 74 H: 51		10,9	1037	90	220-0590	◆	CCT

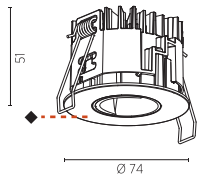

CCT: 27 = 2700 K | 30 = 3000 K | 40 = 4000 K

ORDER EXAMPLE: ◆ CCT
220-0590 - 03 27
white 2700

OIKO PRO

min. 70 | Ø 68 | excl. | A++

DIMENSION MM	BEAM ANGLE	WATT MAX.	LUMEN MAX.	CRI	ART.-Nº	1-29	TECHN. OPTIONS
Ø 74 H: 51	10°	8,4	620	90	220-0591	◆	CCT
	37.4 V	225mA					
Ø 74 H: 64	30°	10,9	1073	90	220-0592	◆	CCT
Ø 74 H: 51	50°	10,9	1137	90	220-0593	◆	CCT
Ø 74 H: 43	70°	10,9	1167	90	220-0594	◆	CCT
	18.1 V	600 mA					

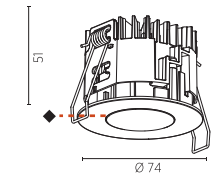

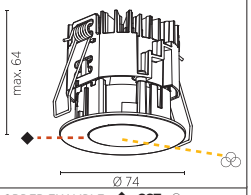

CCT: 27 = 2700 K | 30 = 3000 K | 40 = 4000 K

OPTIC: 00 = --- | 01 = LINEAR SPREAD LENS | 02 = SPREAD LENS | 03 = HONEYCOMB LOUVRE

ORDER EXAMPLE: ◆ CCT
220-0592 - 03 27 01
white 2700 linear

OIKO PRO WALLWASH TW

QF › 266 | 55 | Ø 68 | excl. | 23.4 V | 350 mA | A++

DIMENSION MM	BEAM ANGLE	WATT MAX.	LUMEN MAX.	CRI	TW LED	ART.-Nº	1-29	TECHN. OPTIONS
Ø 74 H: 51		8,2	567	90	2700-6500 K	220-0595	◆	

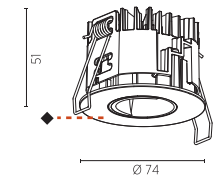

OIKO PRO TW

QF › 266 | min. 70 | Ø 68 | excl. | 23.4 V | 350 mA | A++

DIMENSION MM	BEAM ANGLE	WATT MAX.	LUMEN MAX.	CRI	TW LED	ART.-Nº	1-29	TECHN. OPTIONS
Ø 74 H: 64	30°	8,2	744	90	2700-6500 K	220-0597	◆	
Ø 74 H: 51	50°	8,2	800	90	2700-6500 K	220-0598	◆	
Ø 74 H: 43	70°	8,2	822	90	2700-6500 K	220-0599	◆	

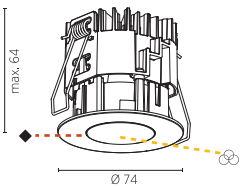

OPTIC: 00 = --- | 01 = LINEAR SPREAD LENS | 02 = SPREAD LENS | 03 = HONEYCOMB LOUVRE

ORDER EXAMPLE: ◆
220-0597 - 03 00
white no lens

Hinweise zu technischen Angaben auf Seite 893 | *Technical data are subject to our data policy on page 893*

OIKO PRO IP54 WALLWASH

IP54 | 60 | Ø 68 | excl. | 18.1 V | 600 mA

DIMENSION MM	BEAM ANGLE	WATT MAX.	LUMEN MAX.	CRI	ART.-Nº STANDARD	1-29	TECHN. OPTIONS
Ø 74 H: 54		10,9	975	90	220-0600	◆	CCT

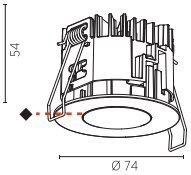

CCT 27 30 40 — 2700 K 3000 K 4000 K

ORDER EXAMPLE: ◆ CCT
220-0600 - 03 27
white 2700

OIKO PRO IP54

IP54 | min. 75 | Ø 68 | excl.

DIMENSION MM	BEAM ANGLE	WATT MAX.	LUMEN MAX.	CRI	ART.-Nº	1-29	TECHN. OPTIONS
Ø 74 H: 54	10°	8,4	984	90	220-0601	◆	CCT
10°	37.4 V	225mA					
Ø 74 H: 67	30°	10,9	1011	90	220-0602	◆	CCT
Ø 74 H: 54	50°	10,9	1075	90	220-0603	◆	CCT
Ø 74 H: 46	70°	10,9	1105	90	220-0604	◆	CCT
	18.1 V	600 mA					

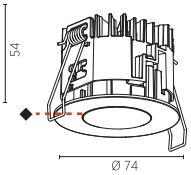

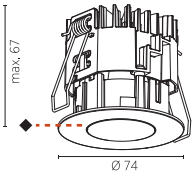

CCT 27 30 40 — 2700 K 3000 K 4000 K

ORDER EXAMPLE: ◆ CCT
220-0602 - 03 27
white 2700

OIKO PRO IP54 WALLWASH TW

QF › 266 | IP54 | 60 | Ø 68 | excl. | 23.4 V | 350 mA

DIMENSION MM	BEAM ANGLE	WATT MAX.	LUMEN MAX.	CRI	TW LED	ART.-Nº	1-29	TECHN. OPTIONS
Ø 74 H: 54		8,2	539	90	2700-6500 K	220-0605	◆	

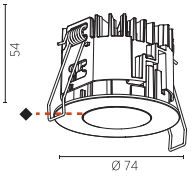

OIKO PRO IP54 TW

QF › 266 | IP54 | min. 75 | Ø 68 | excl. | 23.4 V | 350 mA

DIMENSION MM	BEAM ANGLE	WATT MAX.	LUMEN MAX.	CRI	TW LED	ART.-Nº	1-29	TECHN. OPTIONS
Ø 74 H: 67	30°	8,2	707	90	2700-6500 K	220-0607	◆	
Ø 74 H: 54	50°	8,2	760	90	2700-6500 K	220-0608	◆	
Ø 74 H: 46	70°	8,2	781	90	2700-6500 K	220-0609	◆	

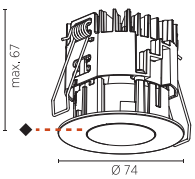

ORDER EXAMPLE: ◆
220-0607 - 03
white

OIKO PRO CONCRETE WALLWASH

55 | Ø 68 | excl. | 18.1 V | 600 mA

DIMENSION MM	BEAM ANGLE	WATT MAX.	LUMEN MAX.	CRI	ART.-Nº	1-29	1-29	TECHN. OPTIONS
Ø95 H: 51		10,9	1037	90	220-0610	◆	▲	CCT

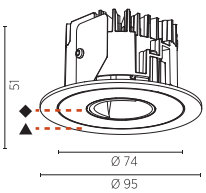

CCT: 27 (2700 K) 30 (3000 K) 40 (4000 K)

ORDER EXAMPLE: ◆ ▲ CCT
220-0610 - 03 02 27
white black 2700

OIKO PRO CONCRETE

min. 70 | Ø 68 | excl.

DIMENSION MM	BEAM ANGLE	WATT MAX.	LUMEN MAX.	CRI	ART.-Nº	1-29	1-29	TECHN. OPTIONS
Ø 95 H: 51	10°	8,4	1045	90	220-0611	◆	▲	CCT
	s/s 10°	37.4 V	225 mA					
Ø 95 H: 64	30°	10,9	1073	90	220-0612	◆	▲	CCT
Ø 95 H: 51	50°	10,9	1137	90	220-0613	◆	▲	CCT
Ø 95 H: 43	70°	10,9	1167	90	220-0614	◆	▲	CCT
		18.1 V	600 mA					

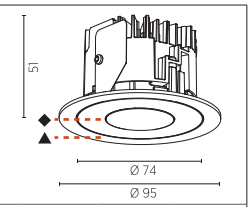

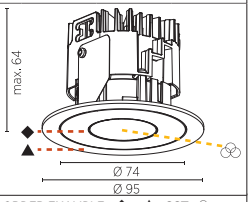

CCT: 27 (2700 K) 30 (3000 K) 40 (4000 K)

OPTIC: 00 (---) 01 LINEAR SPREAD LENS | 02 SPREAD LENS | 03 HONEYCOMB LOUVRE

ORDER EXAMPLE: ◆ ▲ CCT
220-0612 - 03 02 27 01
white black 2700 linear

OIKO PRO CONCRETE WALLWASH TW

QF › 266 | 55 | Ø 68 | excl. | 23.4 V | 350 mA

DIMENSION MM	BEAM ANGLE	WATT MAX.	LUMEN MAX.	CRI	TW LED	ART.-Nº	1-29	1-29	TECHN. OPTIONS
Ø 95 H: 51		8,2	567	90	2700-6500 K	220-0615	◆	▲	

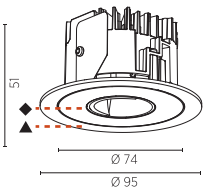

OIKO PRO CONCRETE TW

QF › 266 | min. 75 | Ø 68 | excl. | 23.4 V | 350 mA

DIMENSION MM	BEAM ANGLE	WATT MAX.	LUMEN MAX.	CRI	TW LED	ART.-Nº	1-29	1-29	TECHN. OPTIONS
Ø 95 H: 64	30°	8,2	744	90	2700-6500 K	220-0617	◆	▲	
Ø 95 H: 51	50°	8,2	800	90	2700-6500 K	220-0618	◆	▲	
Ø 95 H: 43	70°	8,2	822	90	2700-6500 K	220-0619	◆	▲	

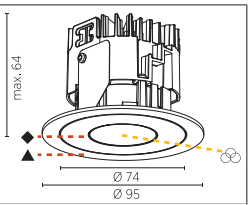

OPTIC: 00 (---) 01 LINEAR SPREAD LENS | 02 SPREAD LENS | 03 HONEYCOMB LOUVRE

ORDER EXAMPLE: ◆ ▲
220-0617 - 03 02 00
white black lens no

Hinweise zu technischen Angaben auf Seite 893 | *Technical data are subject to our data policy on page 893*

OIKO PRO CONCRETE IP54 WW

IP54 | 60 | Ø 68 | excl. | 18.1 V | 600 mA

DIMENSION MM	BEAM ANGLE	WATT MAX.	LUMEN MAX.	CRI	ART.-Nº	1-29	1-29	TECHN. OPTIONS
Ø 95 H: 54		10,9	975	90	220-0620	◆	▲	CCT

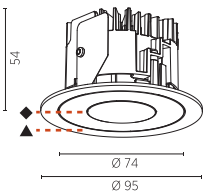

CCT: 27 (2700 K) | 30 (3000 K) | 40 (4000 K)

ORDER EXAMPLE: ◆ ▲ CCT
220-0620 - 03 02 27
◆ white, ▲ black, CCT 2700

OIKO PRO CONCRETE IP54

IP54 | min. 75 | Ø 68 | excl.

DIMENSION MM	BEAM ANGLE	WATT MAX.	LUMEN MAX.	CRI	ART.-Nº	1-29	1-29	TECHN. OPTIONS
Ø 95 H: 54	10°	8,4	984	90	220-0621	◆	▲	CCT
	10°	37.4 V	225 mA					
Ø 95 H: 67	30°	10,6	1011	90	220-0622	◆	▲	CCT
Ø 95 H: 54	50°	10,6	1075	90	220-0623	◆	▲	CCT
Ø 95 H: 46	70°	10,6	1105	90	220-0624	◆	▲	CCT
		18.1 V	600 mA					

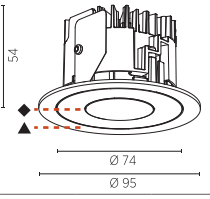

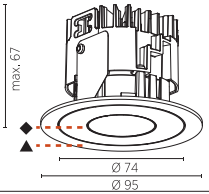

CCT: 27 (2700 K) | 30 (3000 K) | 40 (4000 K)

ORDER EXAMPLE: ◆ ▲ CCT
220-0622 - 03 02 27
◆ white, ▲ black, CCT 2700

OIKO PRO CONCRETE IP54 WW TW

QF › 266 | IP54 | 60 | Ø 68 | excl. | 23.4 V | 350 mA

DIMENSION MM	BEAM ANGLE	WATT MAX.	LUMEN MAX.	CRI	TW LED	ART.-Nº	1-29	1-29	TECHN. OPTIONS
Ø 95 H: 54		8,2	539	90	2700-6500 K	220-0625	◆	▲	

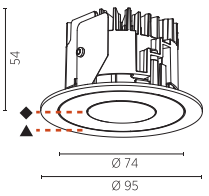

OIKO PRO CONCRETE IP54 TW

QF › 266 | IP54 | min. 75 | Ø 68 | excl. | 23.4 V | 350 mA

DIMENSION MM	BEAM ANGLE	WATT MAX.	LUMEN MAX.	CRI	TW LED	ART.-Nº	1-29	1-29	TECHN. OPTIONS
Ø 95 H: 67	30°	8,2	707	90	2700-6500 K	220-0627	◆	▲	
Ø 95 H: 54	50°	8,2	760	90	2700-6500 K	220-0628	◆	▲	
Ø 95 H: 46	70°	8,2	781	90	2700-6500 K	220-0629	◆	▲	

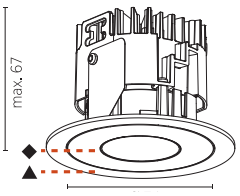

ORDER EXAMPLE: ◆ ▲
220-0627 - 03 02
◆ white, ▲ black

MECHANIQ
ROUND



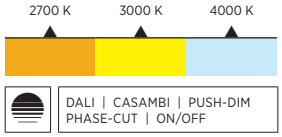

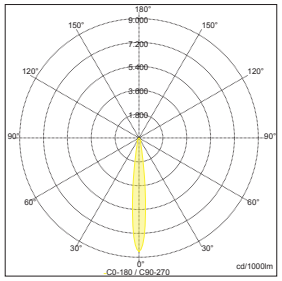

Sample:
ART. N° 220-0261- 03 03 03 24, 2700 K, 24°

Mit den äußerst flexiblen MECHANIQ Spots lassen sich gerade im Retail-Bereich auf einfache Weise perfekte Lichtlösungen realisieren. Hochwertiges Design und größtmögliche Flexibilität ermöglichen es auf neue Anforderungen in der Beleuchtung von Verkaufsflächen-Arrangements zu reagieren. Die Varianten ROUND, COMFORT und DEEP sind durch das UNIQUE LOCKING SYSTEM sehr einfach adaptierbar. Die EFFICIENCY Variante besticht durch eine Neigung von +45°/-15°.

The highly flexible MECHANIQ spots are the easy way to create perfect lighting solutions especially in the retail sector. Top-quality design and maximum flexibility allow them to react to new challenges in the illumination of retail arrangements. The ROUND, COMFORT and DEEP variants are easily adaptable using the UNIQUE LOCKING SYSTEM. The EFFICIENCY variant has tilt angles of +45°/-15°.

UNIQUE LOCKING SYSTEM (ULS)



Der ausgeklügelte Verschlussmechanismus UNIQUE LOCKING SYSTEM stellt einen besonders schnellen Ein- und Ausbau der Strahler für Wartungszwecke sicher.

The sophisticated UNIQUE LOCKING SYSTEM ensures particularly quick installation and removal of the spotlights for maintenance purposes.

TOOL - FREE REMOVAL GLASS



Das Glas und der Reflektor können - im Falle einer Ergänzung mit dem PROLICHT LENS PACK - ohne Werkzeug aus- und auch wieder eingebaut werden.

The glass and the reflector can be removed and re-installed without tools if ordered with the PROLICHT LENS PACK.

DISCRETE ADJUSTMENT



Der Strahler ist tief eingelassen, damit nach abgeschlossener Justierung kein Ring mehr an der Decke sichtbar ist.

The spotlight is deeply recessed to ensure no visible ring pops out of the ceiling after full adjustment.

DUAL ADJUSTMENT FOR EFFICIENCY VERSION

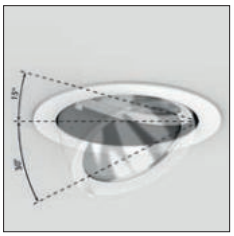

Die Justiermöglichkeiten des MECHANIQ EFFICIENCY Strahler ermöglichen ein Herausschwenken um 45°, ein Hineinschwenken um 15°, sowie eine Drehung um 355°.

The adjustment possibilities of the MECHANIQ EFFICIENCY spotlight allow it to be pivoted out by 45° and pivoted in by 15°, as well as rotated around 355°.



COLOR

◆ MOUNTING FRAME ▲ HOUSING ● CONE

RAL Classic or any other special color on request

SHAPE

DIAMETER	mm
Ø 130	Ø 182

FEATURES

LENS PACK
SPREAD LENS | LINEAR SPREAD LENS | HONEYCOMB

ON REQUEST

ADDITIONAL OPTIONS
SPECIAL COLOR TEMPERATURE
SPECIAL CONTROL OPTIONS
SPECIAL BEAM ANGLES
RGB | TUNABLE WHITE
EMERGENCY LIGHTING
SPECIAL LED

OPTICS

CCT	COLOR TEMPERATURE
	2700 K
	3000 K
	4000 K

BEAM ANGLES
18° | 26° | 20° | 40°| 60°

CONTROL
STANDARD ON | OFF
DALI DIM
PUSH DIM
CASAMBI
PHASE CUT



MAKE IT YOURS!

CONFIGURE ONLINE:
PROLICHT.AT/MECHANIQ



MECHANIQ ROUND

QF › 266 | IP44 | excl. | 10-15 | 30° | 355° | CE | A++

DIMENSION MM	LED	WATT MAX.	LUMEN MAX.	CRI	ART.-NO	1-29	1-29	1-29	TECHN. OPTIONS	
Ø 130 H: 108	2700 K	12.1	830	90	220-0210	◆	▲	●		
	3000 K	14.7	930	90	220-0211	◆	▲	●		
	4000 K	14.7	1030	90	220-0212	◆	▲	●		
s|s 8°									350 mA	130 / 120
Ø 130 H: 108	2700 K	26.4	2210	90	220-0213	◆	▲	●	1	
	3000 K	26.4	2270	90	220-0214	◆	▲	●	1	
	4000 K	26.4	2440	90	220-0215	◆	▲	●	1	
									700 mA	130 / 120
Ø 182 H: 155	2700 K	41.9	4030	90	220-0261	◆	▲	●	2	
	3000 K	41.9	4130	90	220-0262	◆	▲	●	2	
	4000 K	41.9	4420	90	220-0263	◆	▲	●	2	
									1050 mA	180 / 177
Ø 182 H: 155	2700 K	21.2	1440	90	220-0258	◆	▲	●		
	3000 K	21.2	1490	90	220-0259	◆	▲	●		
	4000 K	21.2	1600	90	220-0260	◆	▲	●		
s|s 8°									700 mA	180 / 177

REFLECTOR: 18 26 40 (1) | 12 24 40 (2)
18° 26° 40° | 12° 24° 40°

ORDER EXAMPLE: ◆ ▲ ● ⌂
220-0213 - 02 03 04 18
black white creamy 18°

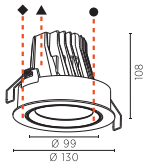

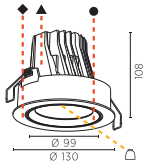

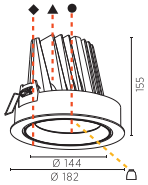

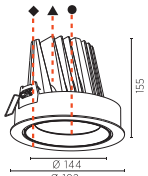

MECHANIQ ROUND COMFORT

QF › 266 | IP44 | excl. | 10-15 | 30° | 355° | CE | A++

DIMENSION MM	LED	WATT MAX.	LUMEN MAX.	CRI	ART.-NO	1-29	1-29	1-29	TECHN. OPTIONS	
Ø 130 H: 129	2700 K	12.1	830	90	220-0216	◆	▲	●		
	3000 K	14.7	930	90	220-0217	◆	▲	●		
	4000 K	14.7	1030	90	220-0218	◆	▲	●		
s|s 8°									350 mA	160 / 120
Ø 130 H: 129	2700 K	26.4	2210	90	220-0219	◆	▲	●	1	
	3000 K	26.4	2270	90	220-0220	◆	▲	●	1	
	4000 K	26.4	2440	90	220-0221	◆	▲	●	1	
									700 mA	160 / 120
Ø 182 H: 187	2700 K	41.9	4030	90	220-0267	◆	▲	●	2	
	3000 K	41.9	4130	90	220-0268	◆	▲	●	2	
	4000 K	41.9	4420	90	220-0269	◆	▲	●	2	
									1050 mA	210 / 177
Ø 182 H: 187	2700 K	21.2	1440	90	220-0264	◆	▲	●		
	3000 K	21.2	1490	90	220-0265	◆	▲	●		
	4000 K	21.2	1600	90	220-0266	◆	▲	●		
s|s 8°									700 mA	210 / 177

REFLECTOR: 18 26 40 (1) | 12 24 40 (2)
18° 26° 40° | 12° 24° 40°

ORDER EXAMPLE: ◆ ▲ ● ⌂
220-0219 - 02 03 04 18
black white creamy 18°

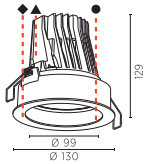

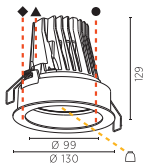

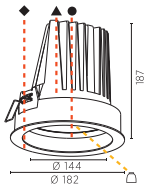

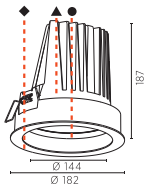

Hinweise zu technischen Angaben auf Seite 893 | *Technical data are subject to our data policy on page 893*

KANN-ZUBEHÖR > CAN-HAVE ACCESSORY		DIMENSION MM	ART.-NO		TECHN. OPTIONS			
	*LINEARE STREULINSE* *LINEAR SPREAD LENS*	Ø 78 H: 3	800-1043					
	*LINEARE STREULINSE* *LINEAR SPREAD LENS*	Ø 108 H: 3	800-1044					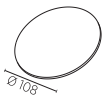
	*STREULINSE* *SPREAD LENS*	Ø 78 H: 3	800-1023					
	*STREULINSE* *SPREAD LENS*	Ø 108 H: 3	800-1024					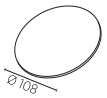
	*WABENRASTER (BLEND-SCHUTZ)* *HONEYCOMB LOUVRE*	Ø 76 H: 6	800-1003					
	*WABENRASTER (BLEND-SCHUTZ)* *HONEYCOMB LOUVRE*	Ø 105 H: 6	800-1004					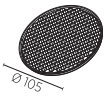





BAGUETTE ZIRL, AUSTRIA | PHOTO: ARMIN KUPRIAN

MECHANIQ ROUND DEEP

QF › 266 | IP44 | excl. | 160 | 140 | 10-15 | 30° | 355° | A++



DIMENSION MM	LED	WATT MAX.	LUMEN MAX.	CRI	ART.-NO	1-29	1-29	1-29	TECHN. OPTIONS	
Ø 150 H: 139	2700 K	12.1	830	90	220-0228	◆	▲	●		
	3000 K	14.7	930	90	220-0229	◆	▲	●		
	4000 K	14.7	1030	90	220-0230	◆	▲	●		
5/5 8°										350 mA
Ø 150 H: 139	2700 K	26.4	2210	90	220-0231	◆	▲	●	⏢	
	3000 K	26.4	2270	90	220-0232	◆	▲	●	⏢	
	4000 K	26.4	2440	90	220-0233	◆	▲	●	⏢	
										700 mA

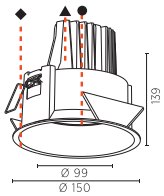

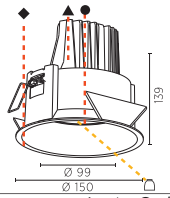

REFLECTOR 18 (18°) 26 (26°) 40 (40°) ⏢

ORDER EXAMPLE: ◆ ▲ ● ⏢
220-0231 - 02 03 04 18
02 black, 03 white, 04 creamy, 18 18°

KANN-ZUBEHÖR > CAN-HAVE ACCESSORY		DIMENSION MM	ART.-NO		TECHN. OPTIONS			
	*LINEARE STREULINSE* *LINEAR SPREAD LENS*	Ø 78 H: 3	800-1043					
	*STREULINSE* *SPREAD LENS*	Ø 78 H: 3	800-1023					
	*WABENRASTER (BLEND-SCHUTZ)* *HONEYCOMB LOUVRE*	Ø 76 H: 6	800-1003					



Hinweise zu technischen Angaben auf Seite 893 | *Technical data are subject to our data policy on page 893*

MECHANIQ ROUND EFFICIENCY

QF › 266 | IP20 | excl. | 10-15 | 45° | 355° | CE | A++

DIMENSION MM	LED	WATT MAX.	LUMEN MAX.	CRI	ART.-NO	1-29	1-29	1-29	TECHN. OPTIONS	
Ø 130 H: 112	2700 K	12.1	830	90	220-0222	◆	▲	●		
	3000 K	14.7	930	90	220-0223	◆	▲	●		
	4000 K	14.7	1030	90	220-0224	◆	▲	●		
5/5 8°									350 mA	130 / 120
Ø 130 H: 112	2700 K	18.7	1630	90	220-0225	◆	▲	●	1	
	3000 K	18.7	1670	90	220-0226	◆	▲	●	1	
	4000 K	18.7	1790	90	220-0227	◆	▲	●	1	
									500 mA	130 / 120
Ø 182 H: 160	2700 K	26.4	2800	90	220-0273	◆	▲	●	2	
	3000 K	26.4	2870	90	220-0274	◆	▲	●	2	
	4000 K	26.4	3070	90	220-0275	◆	▲	●	2	
									700 mA	180 / 177
Ø 182 H: 160	2700 K	21.2	1440	90	220-0270	◆	▲	●		
	3000 K	21.2	1490	90	220-0271	◆	▲	●		
	4000 K	21.2	1600	90	220-0272	◆	▲	●		
5/5 8°									700 mA	180 / 177

REFLECTOR: 18 | 26 | 40 | 1 — 18° | 26° | 40° ; 12 | 24 | 40 | 2 — 12° | 24° | 40°

ORDER EXAMPLE: ◆ ▲ ● ⌂ — **220-0225 - 02 03 04 18** (02 black, 03 white, 04 creamy, 18 18°)

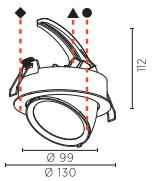

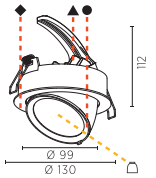

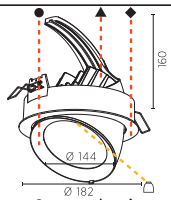

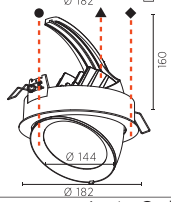

KANN-ZUBEHÖR > CAN-HAVE ACCESSORY		DIMENSION MM	ART.-NO		TECHN. OPTIONS			
	LINEARE STREULINSE LINEAR SPREAD LENS	Ø 78 H: 3	800-1043					
	LINEARE STREULINSE LINEAR SPREAD LENS	Ø 108 H: 3	800-1044					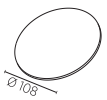
	STREULINSE SPREAD LENS	Ø 78 H: 3	800-1023					
	STREULINSE SPREAD LENS	Ø 108 H: 3	800-1024					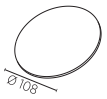
	WABENRASTER (BLENDSCHUTZ) HONEYCOMB LOUVRE	Ø 76 H: 6	800-1003					
	WABENRASTER (BLENDSCHUTZ) HONEYCOMB LOUVRE	Ø 105 H: 6	800-1004					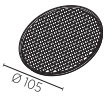

MECHANIQ

SQUARE COMFORT | EFFICIENCY



MARC CAIN, AUSTRIA | PHOTO: ARMIN KUPRIAN

2700 K | 3000 K | 4000 K

DALI | CASAMBI | PUSH-DIM
PHASE-CUT | ON/OFF

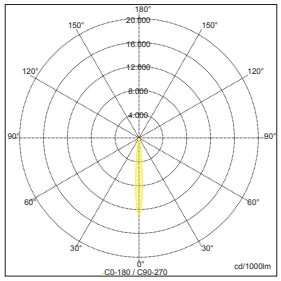

Sample:
ART. N° 220-0278- 03 03 03, 4000 K,
8° SUPERSPOT

Auch die MECHANIQ SQUARE Serie bietet professionelle Beleuchtung mit flexiblen Einsatzmöglichkeiten im Retail-Bereich. Die Strahler sind das rechteckige Pendant zu den MECHANIQ ROUND Spots. Sowohl die Variante COMFORT, wie auch die Variante EFFICIENCY, sind in einer Ausführung mit zwei Strahlern als DOUBLE erhältlich. SUPER SPOT und LENS PACKS sind für alle Leuchten verfügbar.

The MECHANIQ SQUARE line also offers professional lighting with flexible applications for retail settings. The spotlights are square suspended luminaires to match the MECHANIQ ROUND spotlights. Both the COMFORT and EFFICIENCY variants are also available in a DOUBLE version with two spotlights. SUPER SPOT and LENS PACKS are available for all luminaires.

UNIQUE LOCKING SYSTEM (ULS)



Der ausgeklügelte Verschlussmechanismus UNIQUE LOCKING SYSTEM stellt einen besonders schnellen Ein- und Ausbau der Strahler für Wartungszwecke sicher.

The sophisticated locking mechanism UNIQUE LOCKING SYSTEM ensures particularly quick installation and removal of the spotlights for maintenance purposes.

TOOL-FREE REMOVAL GLASS



Das Glas und der Reflektor können - im Falle einer Ergänzung mit dem PROLICHT LENS PACK - ohne Werkzeug aus- und auch wieder eingebaut werden.

The glass and the reflector can be removed and re-installed without tools if added with the PROLICHT LENS PACK.

DISCRETE ADJUSTMENT



Der Strahler ist tief eingelassen, damit nach abgeschlossener Justierung kein Ring mehr an der Decke sichtbar ist.

The spotlight is deeply recessed to ensure no visible ring pops out of the ceiling after full adjustment.

MULTI-COLOR



Setzen Sie für Ihre Räumlichkeiten farbliche Akzente: Einbaurahmen, Leuchteneinsatz und Frontabdeckung sind ohne Aufpreis in allen PROLICHT-Farben erhältlich.

Add color accents to your premises: the installation frame, the luminaire insert and the front cover are available in all PROLICHT colors at no extra charge.





COLOR

◆ MOUNTING FRAME ▲ HOUSING ● CONE

RAL Classic or any other special color on request

COMFORT DOUBLE



EFFICIENCY DOUBLE



SHAPE

DIMENSION	SINGLE | mm	
	134x134	186x186
	DOUBLE | mm	
	253x134	353x186

FEATURES

LENS PACK

SPREAD LENS | LINEAR SPREAD LENS | HONEYCOMB

ON REQUEST

ADDITIONAL OPTIONS

- SPECIAL COLOR TEMPERATURE
- SPECIAL CONTROL OPTIONS
- SPECIAL BEAM ANGLES
- RGB | TUNABLE WHITE
- EMERGENCY LIGHTING
- SPECIAL LED

OPTICS

CCT

- 2700 K
- 3000 K
- 4000 K

BEAM ANGLES

- 12° | 18°| 24°| 26°| 40°
- 8° SUPERSPOT

CONTROL

- STANDARD ON | OFF
- DALI DIM
- PUSH DIM
- CASAMBI
- PHASE CUT







MAKE IT YOURS!

CONFIGURE ONLINE:
PROLICHT.AT/MECHANIQ



MECHANIQ SQUARE COMFORT

QF › 266 | IP44 | excl. | 10-15 | 30° | 355° | CE | A++



DIMENSION MM	LED	WATT MAX.	LUMEN MAX.	CRI	ART.-NO	1-29	1-29	1-29	TECHN. OPTIONS	
134x134 H: 127	2700 K	12.1	830	90	220-0234	◆	▲	●		
	3000 K	14.7	930	90	220-0235	◆	▲	●		
	4000 K	14.7	1030	90	220-0236	◆	▲	●		
s/s 8°									350 mA	160 / 125 x 125
134x134 H: 127	2700 K	26.4	2210	90	220-0237	◆	▲	●	1	
	3000 K	26.4	2270	90	220-0238	◆	▲	●	1	
	4000 K	26.4	2440	90	220-0239	◆	▲	●	1	
									700 mA	160 / 125 x 125

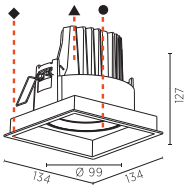

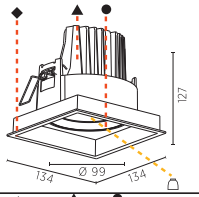



186x186 H: 180	2700 K	41.9	4030	90	220-0279	◆	▲	●	2	
	3000 K	41.9	4130	90	220-0280	◆	▲	●	2	
	4000 K	41.9	4420	90	220-0281	◆	▲	●	2	
									1050 mA	200 / 175 x 175
186x186 H: 180	2700 K	21.2	1440	90	220-0276	◆	▲	●		
	3000 K	21.2	1490	90	220-0277	◆	▲	●		
	4000 K	21.2	1600	90	220-0278	◆	▲	●		
s/s 8°									700 mA	200 / 175 x 175

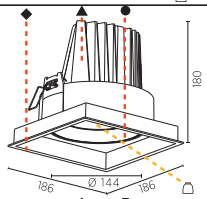

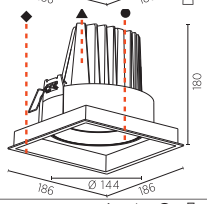

REFLECTOR: 18 26 40 (1) | 12 24 40 (2)

18° 26° 40° | 12° 24° 40°

ORDER EXAMPLE: ◆ ▲ ● ⌂ **220-0237 - 02 03 04 18**

black white creamy 18°

MECHANIQ SQUARE COMFORT DOUBLE

QF › 266 | IP44 | excl. | 10-15 | 30° | 355° | CE | A++



DIMENSION MM	LED	WATT MAX.	LUMEN MAX.	CRI	ART.-NO	1-29	1-29	1-29	TECHN. OPTIONS	
253x136 H: 127	2700 K	24.2	1670	90	220-0246	◆	▲	●		
	3000 K	29.5	1860	90	220-0247	◆	▲	●		
	4000 K	29.5	2050	90	220-0248	◆	▲	●		
s/s 8°									350 mA	160 / 242 x 125
253x136 H: 127	2700 K	52.8	4430	90	220-0249	◆	▲	●	1	
	3000 K	52.8	4540	90	220-0250	◆	▲	●	1	
	4000 K	52.8	4870	90	220-0251	◆	▲	●	1	
									700 mA	160 / 242 x 125

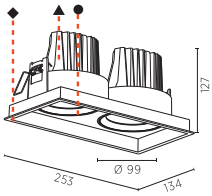

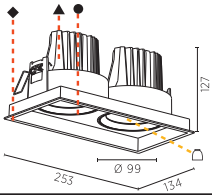



353x186 H: 180	2700 K	83.8	8070	90	220-0291	◆	▲	●	2	
	3000 K	83.8	8260	90	220-0292	◆	▲	●	2	
	4000 K	83.8	8850	90	220-0293	◆	▲	●	2	
									1050 mA	200 / 342 x 175
353x186 H: 180	2700 K	42.5	2870	90	220-0288	◆	▲	●		
	3000 K	42.5	2980	90	220-0289	◆	▲	●		
	4000 K	42.5	3200	90	220-0290	◆	▲	●		
s/s 8°									700 mA	200 / 342 x 175

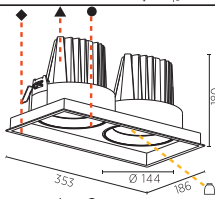

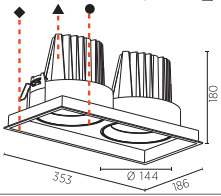

REFLECTOR: 18 26 40 (1) | 12 24 40 (2)

18° 26° 40° | 12° 24° 40°

ORDER EXAMPLE: ◆ ▲ ● ⌂ **220-0249 - 02 03 04 18**

black white creamy 18°

Hinweise zu technischen Angaben auf Seite 893 | *Technical data are subject to our data policy on page 893*

KANN-ZUBEHÖR > CAN-HAVE ACCESSORY		DIMENSION MM	ART.-NO		TECHN. OPTIONS			
	*LINEARE STREULINSE* *LINEAR SPREAD LENS*	Ø 78 H: 3	800-1043					
	*LINEARE STREULINSE* *LINEAR SPREAD LENS*	Ø 108 H: 3	800-1044					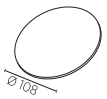
	*STREULINSE* *SPREAD LENS*	Ø 78 H: 3	800-1023					
	*STREULINSE* *SPREAD LENS*	Ø 108 H: 3	800-1024					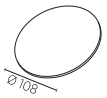
	*WABENRASTER* *(BLENDSCHUTZ)* *HONEYCOMB LOUVRE*	Ø 76 H: 6	800-1003					
	*WABENRASTER* *(BLENDSCHUTZ)* *HONEYCOMB LOUVRE*	Ø 105 H: 6	800-1004					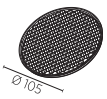



HOTEL GRAUER BÄR, AUSTRIA | PHOTO: MARTIN VANDORY

MECHANIQ SQUARE EFFICIENCY

QF › 266 | IP20 | excl. | 10-15 | 45° | 355° | A++



DIMENSION MM	LED	WATT MAX.	LUMEN MAX.	CRI	ART.-NO	1-29	1-29	1-29	TECHN. OPTIONS
134x134 H: 133	2700 K	12.1	830	90	220-0240	◆	▲	●	
	3000 K	14.7	930	90	220-0241	◆	▲	●	
	4000 K	14.7	1030	90	220-0242	◆	▲	●	
s/s 8°									350 mA · 160 · 125 x 125
134x134 H: 133	2700 K	18.7	1630	90	220-0243	◆	▲	●	1
	3000 K	18.7	1670	90	220-0244	◆	▲	●	1
	4000 K	18.7	1790	90	220-0245	◆	▲	●	1
									500 mA · 160 · 125 x 125

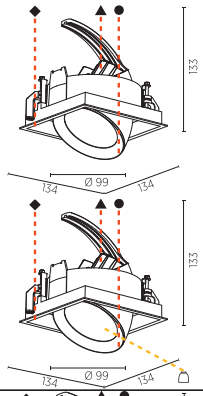



186x186 H: 185	2700 K	26.4	2800	90	220-0285	◆	▲	●	2
	3000 K	26.4	2870	90	220-0286	◆	▲	●	2
	4000 K	26.4	3070	90	220-0287	◆	▲	●	2
									700 mA · 200 · 175 x 175
186x186 H: 185	2700 K	21.2	1440	90	220-0282	◆	▲	●	
	3000 K	21.2	1490	90	220-0283	◆	▲	●	
	4000 K	21.2	1600	90	220-0284	◆	▲	●	
s/s 8°									700 mA · 200 · 175 x 175

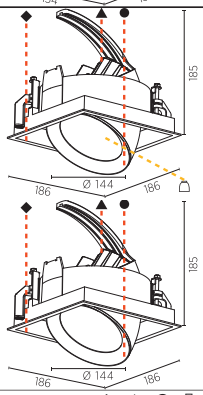

REFLECTOR 18 26 40 (1) 12 24 40 (2)
18° 26° 40° 12° 24° 40°

ORDER EXAMPLE: ◆ ▲ ● ⌂
220-0243 - 02 03 04 18
black white creamy 18°

MECHANIQ SQUARE EFFICIENCY DOUBLE

QF › 266 | IP20 | excl. | 10-15 | 45° | 355° | A++



DIMENSION MM	LED	WATT MAX.	LUMEN MAX.	CRI	ART.-NO	1-29	1-29	1-29	TECHN. OPTIONS
253x134 H: 133	2700 K	24.2	1670	90	220-0252	◆	▲	●	
	3000 K	29.5	1860	90	220-0253	◆	▲	●	
	4000 K	29.5	2050	90	220-0254	◆	▲	●	
s/s 8°									350 mA · 160 · 242 x 125
253x134 H: 133	2700 K	37.4	3260	90	220-0255	◆	▲	●	1
	3000 K	37.4	3340	90	220-0256	◆	▲	●	1
	4000 K	37.4	3590	90	220-0257	◆	▲	●	1
									500 mA · 160 · 242 x 125

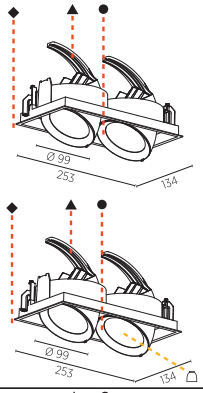



353x186 H: 185	2700 K	52.8	5590	90	220-0297	◆	▲	●	2
	3000 K	52.8	5730	90	220-0298	◆	▲	●	2
	4000 K	52.8	6150	90	220-0299	◆	▲	●	2
									700 mA · 200 · 342 x 175
353x186 H: 185	2700 K	42.5	2870	90	220-0294	◆	▲	●	
	3000 K	42.5	2980	90	220-0295	◆	▲	●	
	4000 K	42.5	3200	90	220-0296	◆	▲	●	
s/s 8°									700 mA · 200 · 342 x 175

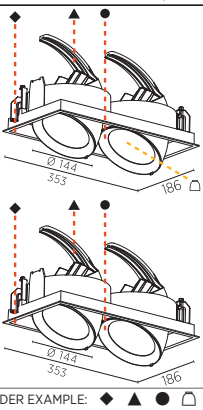

REFLECTOR 18 26 40 (1) 12 24 40 (2)
18° 26° 40° 12° 24° 40°

ORDER EXAMPLE: ◆ ▲ ● ⌂
220-0255 - 02 03 04 18
black white creamy 18°

Hinweise zu technischen Angaben auf Seite 893 | *Technical data are subject to our data policy on page 893*

KANN-ZUBEHÖR > CAN-HAVE ACCESSORY		DIMENSION MM	ART.-NO		TECHN. OPTIONS			
	*LINEARE STREULINSE* *LINEAR SPREAD LENS*	Ø 78 H: 3	800-1043					
	*LINEARE STREULINSE* *LINEAR SPREAD LENS*	Ø 108 H: 3	800-1044					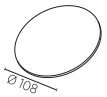
	*STREULINSE* *SPREAD LENS*	Ø 78 H: 3	800-1023					
	*STREULINSE* *SPREAD LENS*	Ø 108 H: 3	800-1024					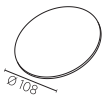
	*WABENRASTER (BLEND-SCHUTZ)* *HONEYCOMB LOUVRE*	Ø 76 H: 6	800-1003					
	*WABENRASTER (BLEND-SCHUTZ)* *HONEYCOMB LOUVRE*	Ø 105 H: 6	800-1004					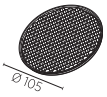



LACOSTE BADEN-BADEN, GERMANY | PHOTO: ROMAN JOB

DICE
4DI



CVC CAPITAL PARTNERS, SOUTH KOREA | ARCHITECT: INTERIOR: JIM + HALLS KOREA | LIGHT PLANNING: NEHTE DESIGN

2700 K | 3000 K | 4000 K

DALI | CASAMBI | PUSH-DIM
PHASE-CUT | ON/OFF

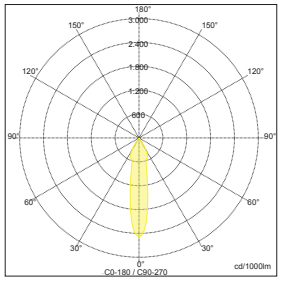

Sample:
ART. N° 220-0583- 03 20, 2700 K, 20°

Der DICE 4DI Einbaustrahler lässt sich perfekt mit anderen Leuchten aus der DICE-Familie, wie den randlosen CAVE Produkten oder den Anbaulösungen ON und WALL kombinieren. Verschiedene Abstrahlwinkel und NATURAL DIM ermöglichen einen flexiblen Einsatz. Für kreative Konfigurationen sind die in den PROLICHT-Farben gestaltbaren Einbaurahmen und der KORONA EFFEKT für das weit zurückversetzte Gehäuse verfügbar.

The DICE 4DI recessed spotlight can be perfectly combined with other lights from the DICE family, such as the trimless CAVE products or the mounting solutions ON and WALL. Different beam angles and NATURAL DIM make for flexible use. For creative configurations, the installation frames, which can be designed in the PROLICHT colors, and the KORONA EFFECT for the recessed housing are available.

ZERO LIGHT LEAKAGE



Die Konstruktion dieser Leuchte verhindert einen unerwünschten Lichtaustritt. Somit eignet sie sich auch ideal für den Einbau in Akustik- und Lochdecken oder sogar Regale.

The construction of this luminaire prevents unwanted light leakage. Thus, it is also ideal for installation in acoustic and perforated ceilings or even shelves.

WET LOCATIONS (IP44)



Die Bauweise des Strahlers ermöglicht auch den Einsatz in Bereichen für IP44 Anforderungen (z.B. überdachte Terrassen). Höchste Wartungsintervalle sind ein zusätzlicher Vorteil dieser Baureihe!

The design of this spotlight also allows for use in areas with IP44 requirements (e.g., covered terraces). Very long maintenance intervals are an additional advantage of this series!

DIM TO WARM

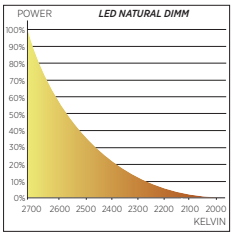

Diese Leuchte ist mit Natural Dim Unterstützung verfügbar. Durch Dimmung der Leuchte wird das Lichtbild nicht nur dunkler, sondern auch wärmer.

This luminaire is available with Natural Dim support. Dimming the light makes the light pattern not only darker, but warmer, too.



COLOR

◆ FRAME

RAL Classic or any other special color on request

SHAPE

DIMENSION	mm
	92x92

OPTICS

CCT

2700 K | 3000 K | 4000 K | NATURAL DIM

CONTROL

STANDARD ON | OFF

DALI DIM

PUSH DIM

CASAMBI

PHASE CUT

ON REQUEST

ADDITIONAL OPTIONS

SPECIAL COLOR TEMPERATURE

SPECIAL CONTROL OPTIONS

SPECIAL BEAM ANGLES

RGB | TUNABLE WHITE

EMERGENCY LIGHTING

SPECIAL LED

4DI

QF › 266 | 350 mA | IP44 | excl. | 120 | 85 x 85 | 10-15 | A++



DIMENSION MM	LED	WATT MAX.	LUMEN MAX.	CRI	ART.-NO	1-29	TECHN. OPTIONS
92x92 H: 108	2700 K	13.4	890	90	220-0583	◆	
	3000 K	13.4	920	90	220-0584	◆	
	4000 K	13.4	990	90	220-0585	◆	
	NATUR. DIM	14.7	770	90	220-0373	◆	

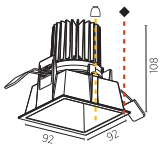

REFLECTOR 20 40 60

20° 40° 60°

ORDER EXAMPLE: ◆ **220-0373 - 02 20**

black 20°

MAKE IT YOURS!

CONFIGURE ONLINE:
PROLICHT.AT/DICE



2.3

EINBAU
RECESSED

PROFILLEUCHTEN
PROFILE LIGHTS

2.3

EINBAU | RECESSED
PROFILLEUCHTEN | PROFILE LIGHTS

GROOVE › 376

GROOVE
377

IDAHO › 378

IDAHO 20
380

IDAHO 40
380

IDAHO 75
381

IDAHO 100
381

GROOVE
STANDARD



INSPIRATION | RENDERWERK

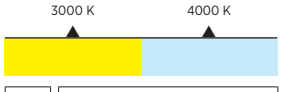



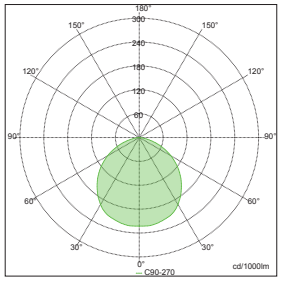

Sample:
ART. N° 230-2110- 00 00, 3000 K, OPAL

Eine gelungene Erweiterung der erfolgreichen randlosen GROOVE Profilleuchte. Mit ihrem zusätzlichen Rahmen, der in den PROLICHT-Farben gestaltet werden kann, und dem Einbauprofil, für das auch die PROLICHT-Farben zur Verfügung stehen, können Kreative aus vielen Farbkombinationen wählen. Gemeinsam ist allen GROOVE LED-Leuchten der weit zurückversetzte und gewölbte Opal-Diffusor.

A successful extension of the successful trimless GROOVE profile luminaire. With their additional frame, which can be designed in the PROLICHT colors, and the installation profile, for which the PROLICHT colors are also available, creatives can choose from a great variety of color combinations. Common to all GROOVE LED luminaires is the recessed and convex opal diffuser.

HIGH EFFICIENCY MIXING CHAMBER



Die neu entwickelte interne Mischkammer besteht aus einer hochreflektierenden Beschichtung mit erhöhtem Reflektionsgrad von 97°, was den Wirkungsgrad deutlich verbessert.

The new internal reflector is made of a microcellular reflective sheet material with an increased reflectance of 97%, which improves the efficiency of GROOVE.

DEEPLY RECESSED DIFFUSER



Durch den zurückversetzten gewölbten Diffusor und der speziell angepassten Konstruktion der Mischkammer wird ein hoher visueller Komfort garantiert.

The recessed, curved diffuser and the specially adapted construction of the mixing chamber guarantee high visual comfort.

BALL-PROOF LUMINAIRE



Die GROOVE-Leuchte ist in dieser Variante als ballwurfsicher zertifiziert und somit auch für den Einsatz in Sport- und Mehrzweckräumen geeignet.

The GROOVE luminaire is officially certified as ball-proof in this variant and is thus also suitable for use in sports and multipurpose rooms.

MULTI COLOR



Diese Leuchte ist in ihrer Standardvariante ohne Aufpreis in 625 unterschiedlichen Farbkombinationen erhältlich. Auf Anfrage sind auch Sonderfarben möglich.

This luminaire is available in its standard version without surcharge in 625 different color combinations. Special colors are possible on request.



COLOR

◆ FRAME ▲ KORONA EFFECT

RAL Classic or any other special color on request

SHAPE

DIMENSION					mm
900x92	1180x92	1460x92	1740x92	2020x92	

OPTICS

CCT	COLOR TEMPERATURE
	3000 K
	4000 K
CONTROL	
	STANDARD ON | OFF
	DALI DIM

ON REQUEST

ADDITIONAL OPTIONS
INDIVIDUAL SIZES
SPECIAL COLOR TEMPERATURE
SPECIAL CONTROL OPTIONS
EMERGENCY LIGHTING
RGB | TUNABLE WHITE

GROOVE

IP20 | incl. | 160 | 10-25 | 50/60Hz | 220-240V | A++

DIMENSION MM	LED	WATT MAX.	LUMEN MAX.	CRI	ART.-NO STANDARD	ART.-NO DALI-DIM	0-29	1-29	TECHN. OPTIONS	
900x92 H: 120	3000 K	15.2	1030	80	230-1990	230-1992	◆	▲		
	4000 K	15.2	1080	80	230-2000	230-2002	◆	▲		
										870 x 85
1180x92 H: 120	3000 K	20.2	1370	80	230-2020	230-2022	◆	▲		
	4000 K	20.2	1450	80	230-2030	230-2032	◆	▲		
										1150 x 85
1460x92 H: 120	3000 K	25.3	1710	80	230-2050	230-2052	◆	▲		
	4000 K	25.3	1810	80	230-2060	230-2062	◆	▲		
										1430 x 85
1740x92 H: 120	3000 K	30.4	2050	80	230-2080	230-2082	◆	▲		
	4000 K	30.4	2170	80	230-2090	230-2092	◆	▲		
										1710 x 85
2020x92 H: 120	3000 K	35.4	2400	80	230-2110	230-2112	◆	▲		
	4000 K	35.4	2530	80	230-2120	230-2122	◆	▲		
										1990 x 85

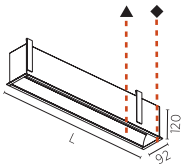

MAKE IT YOURS!

CONFIGURE ONLINE:
PROLICHT.AT/GROOVE



IDAHO

20 | 40 | 75 | 100



FRAUNHOFER INSTITUTE, PORTUGAL | PHOTO: JOAO MORGADO | ARCHITECTS: PEDRA SILVA ARCHITECTOS | LIGHT PLANNING: LIGHT2LIFE

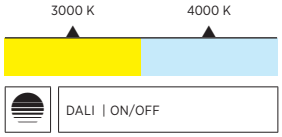

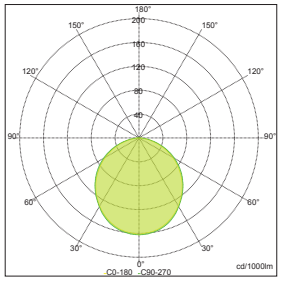

Sample:
ART. N° 230-1510- 00, 3000 K, OPAL,
IDAHO 20

Die minimalistische IDAHO Einbauleuchte integriert sich als dezente Lichtlinie in die Architektur. Im Gegensatz zur randlosen Variante lässt sich bei der Einbauversion der schmale Rahmen in den PROLICHT-Farben veredeln. Das erlaubt dem Gestalter – kombiniert mit unterschiedlichen Diffusoren und Größen – einen hohen Individualisierungsgrad. Die LED-Profileuchte ist in vier Breiten erhältlich. Neu ist die schmale, elegante IDAHO 20.

The minimalist IDAHO recessed luminaire integrates into the architecture as a subtle light line. In contrast to the trimless version, the narrow frame of the recessed version can be finished in the PROLICHT colors. This allows the designer to combine different diffusers and sizes for a high degree of customization. The LED profile luminaire is available in four widths. A new addition is the slim, elegant IDAHO 20.

LED OPTIMIZED CONSTRUCTION



In Kombination mit einer weißen Grundplatte bildet der weiße interne Reflektor eine perfekte Mischkammer. Diese schafft ein homogenes Lichtbild ohne einzeln sichtbare LED-Punkte.

In combination with a white base plate, the white internal reflector creates a perfect mixing chamber. This creates a homogeneous light pattern without individually visible LED dots.

ESD PROTECTION



Alle LED-Boards sind durch ein hochtransparentes Acrylglas vor elektrostatischen Entladungen (Electrostatic Discharge – ESD) und direktem Kontakt mit der LED geschützt.

All LED boards are protected from electrostatic discharge (ESD) and direct contact with the LED by a highly transparent acrylic glass.

OPAL / MICRO-PRISM DIFFUSER



Alle Leuchten können mit einem opalen Diffusor für eine gleichmäßige Lichtverteilung, oder einer mikroprismatischen Abdeckung für einen erhöhten visuellen Komfort eingesetzt werden.

All luminaires can be used with an opal diffuser for even light distribution or a microprismatic cover for increased visual comfort.



COLOR

◆ FRAME

RAL Classic or any other special color on request

SHAPE

DIMENSION	mm	IDAHO
	892 - 2012x40	20
	756 - 2166x51	40
	896 - 2016x87	75
	900 - 2020x118	100

ON REQUEST

ADDITIONAL OPTIONS
INDIVIDUAL SIZES
SPECIAL COLOR TEMPERATURE
SPECIAL CONTROL OPTIONS
EMERGENCY LIGHTING
RGB | TUNABLE WHITE
SPECIAL DIFFUSERS

OPTICS

CCT	COLOR TEMPERATURE
	2700 K
	3000 K
	4000 K

DIFFUSER
OPAL
MICRO PRISM

CONTROL
STANDARD ON | OFF
DALI DIM

MAKE IT YOURS!

CONFIGURE ONLINE:
PROLICHT.AT/IDAHO



IDAHO 20

IP20 incl. 80 10-30 50/60Hz 220-240V A++

DIMENSION MM	LED	WATT MAX.	LUMEN MAX.	CRI	ART.-NO STANDARD	ART.-NO DALI-DIM	0-29	TECHN. OPTIONS	
892x40 H: 44	3000 K	13.6	930	80	230-1390	230-1392	◆		
	4000 K	13.6	970	80	230-1400	230-1402	◆		
									874 x 34
1172x40 H: 44	3000 K	18.2	1240	80	230-1420	230-1422	◆		
	4000 K	18.2	1300	80	230-1430	230-1432	◆		
									1154 x 34
1452x40 H: 44	3000 K	22.7	1550	80	230-1450	230-1452	◆		
	4000 K	22.7	1620	80	230-1460	230-1462	◆		
									1434 x 34
1732x40 H: 44	3000 K	27.2	1860	80	230-1480	230-1482	◆		
	4000 K	27.2	1950	80	230-1490	230-1492	◆		
									1714 x 34
2012x40 H: 44	3000 K	31.8	2170	80	230-1510	230-1512	◆		
	4000 K	31.8	2270	80	230-1520	230-1522	◆		
									1994 x 34

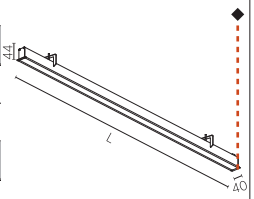

IDAHO 40

IP20 incl. 100 10-25 50/60Hz 220-240V A++

DIMENSION MM	LED	WATT MAX.	LUMEN MAX.	CRI	ART.-NO STANDARD	ART.-NO DALI-DIM	1-29	TECHN. OPTIONS	
756x51 H: 77	2700 K	16.5	1400	80	230-2140	230-2142	◆	D	
	3000 K	16.5	1490	80	230-2150	230-2152	◆	D	
	4000 K	16.5	1560	80	230-2160	230-2162	◆	D	
									750 x 44
1456x51 H: 77	2700 K	33.0	2800	80	230-2170	230-2172	◆	D	
	3000 K	33.0	2990	80	230-2180	230-2182	◆	D	
	4000 K	33.0	3110	80	230-2190	230-2192	◆	D	
									1450 x 44
2166x51 H: 77	2700 K	49.5	4200	80	230-2200	230-2202	◆	D	
	3000 K	49.5	4480	80	230-2210	230-2212	◆	D	
	4000 K	49.5	4660	80	230-2220	230-2222	◆	D	
									2160 x 44

	...01	...02	
	OPAL	MICRO-PRISM	DIFFUSER

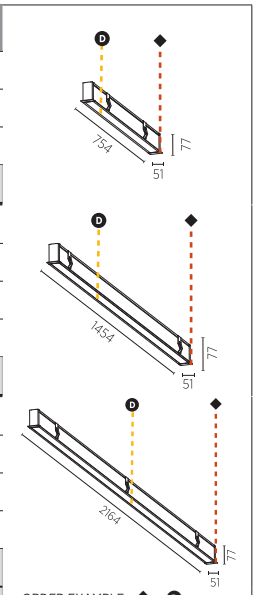

ORDER EXAMPLE: ◆ D
86840 - 02 01
black opal

Hinweise zu technischen Angaben auf Seite 893 | *Technical data are subject to our data policy on page 893*

IDAHO 75

IP20 incl. 145 10-30 50/60Hz 220-240V A++

DIMENSION MM	LED	WATT MAX.	LUMEN MAX.	CRI	ART.-NO STANDARD	ART.-NO DALI-DIM	0-29	TECHN. OPTIONS	
896x87 H: 100	3000 K	15.2	1420	80	230-1540	230-1542	◆	D	
	4000 K	15.2	1500	80	230-1550	230-1552	◆	D	
									888 x 80
1176x87 H: 100	3000 K	20.2	1890	80	230-1570	230-1572	◆	D	
	4000 K	20.2	2000	80	230-1580	230-1582	◆	D	
									1168 x 80
1456x87 H: 100	3000 K	25.3	2360	80	230-1600	230-1602	◆	D	
	4000 K	25.3	2500	80	230-1610	230-1612	◆	D	
									1448 x 80
1736x87 H: 100	3000 K	30.4	2840	80	230-1630	230-1632	◆	D	
	4000 K	30.4	3000	80	230-1640	230-1642	◆	D	
									1728 x 80
2016x87 H: 100	3000 K	35.4	3310	80	230-1660	230-1662	◆	D	
	4000 K	35.4	3500	80	230-1670	230-1672	◆	D	
									2008 x 80

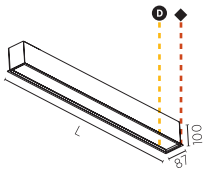

...01 OPAL | ...02 MICRO-PRISM | D DIFFUSER

ORDER EXAMPLE: ◆ D
230-1542 - 02 01
black opal

IDAHO 100

IP20 incl. 145 10-30 50/60Hz 220-240V A++

DIMENSION MM	LED	WATT MAX.	LUMEN MAX.	CRI	ART.-NO STANDARD	ART.-NO DALI-DIM	0-29	TECHN. OPTIONS	
900x118 H: 90	3000 K	15.2	1630	80	230-1690	230-1692	◆	D	
	4000 K	15.2	1720	80	230-1700	230-1702	◆	D	
									890 x 107
1180x118 H: 90	3000 K	20.2	2180	80	230-1720	230-1722	◆	D	
	4000 K	20.2	2300	80	230-1730	230-1732	◆	D	
									1170 x 107
1460x118 H: 90	3000 K	25.3	2720	80	230-1750	230-1752	◆	D	
	4000 K	25.3	2870	80	230-1760	230-1762	◆	D	
									1450 x 107
1740x118 H: 90	3000 K	30.4	3260	80	230-1780	230-1782	◆	D	
	4000 K	30.4	3450	80	230-1790	230-1792	◆	D	
									1730 x 107
2020x118 H: 90	3000 K	35.4	3810	80	230-1810	230-1812	◆	D	
	4000 K	35.4	4020	80	230-1820	230-1822	◆	D	
									2010 x 107

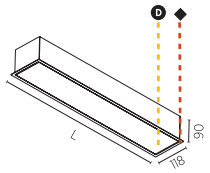

...01 OPAL | ...02 MICRO-PRISM | D DIFFUSER

ORDER EXAMPLE: ◆ D
230-1692 - 02 01
black opal

2.4

EINBAU RECESSED

PROFILSYSTEME
PROFILE SYSTEMS

2.4

EINBAU | RECESSED
PROFILSYSTEME | PROFILE SYSTEMS

GROOVE › 384



GROOVE
386

IDAHO › 388

IDAHO 40
392

IDAHO 75
394

IDAHO 100
396

HYPRO › 398



CENTRIQ
404

SUPER-G › 412



SUPER-G SLIM
416



GROOVE
SYSTEM



INSPIRATION | RENDERWERK

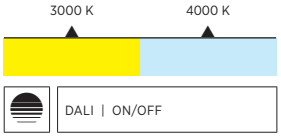

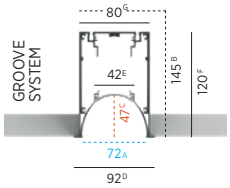

A: Opening width | B: Recess depth | C: Opening depth
D: Width including flunch | E: Width diffuser | F: Profile height | G: Mounting width including flunch

Mit dem weit zurückversetzten Opal-Diffusor erzeugen die LED-Leuchten der GROOVE Familie ein einmaliges Lichtbild. Das Einbau-Profilsystem überzeugt zusätzlich über flexible Längen, einfache Verbinder für die Profile und vor allem über die Möglichkeit mit Farbe zu gestalten. Bei der Einbauvariante können sowohl das Einbaugehäuse als auch der Rahmen in den PROLICHT-Farben veredelt werden.

With the recessed opal diffuser, the LED luminaires of the GROOVE family produce a unique light pattern. In addition, the recessed profile system impresses with its flexible lengths, simple connectors for the profiles and, above all, the possibility of using color. In the recessed variant, both the installation housing and the frame can be finished in the PROLICHT colors.

HIGH EFFICIENCY MIXING CHAMBER



Die neu entwickelte interne Mischkammer besteht aus einer hochreflektierenden Beschichtung mit erhöhtem Reflektionsgrad von 97°, was den Wirkungsgrad deutlich verbessert.

The new internal reflector is made of a microcellular reflective sheet material with an increased reflectance of 97%, which improves the efficiency of GROOVE.

DEEPLY RECESSED DIFFUSER



Durch den zurückversetzten gewölbten Diffusor und der speziell angepassten Konstruktion der Mischkammer wird ein hoher visueller Komfort garantiert.

The recessed, curved diffuser and the specially adapted construction of the mixing chamber guarantee high visual comfort.

BALL-PROOF LUMINAIRE



Die GROOVE-Leuchte ist in dieser Variante als ballwurfsicher zertifiziert und somit auch für den Einsatz in Sport- und Mehrzweckräumen geeignet.

The GROOVE luminaire is officially certified as ball-proof in this variant and is thus also suitable for use in sports and multipurpose rooms.

MULTI COLOR



Diese Leuchte ist in ihrer Standardvariante ohne Aufpreis in 625 unterschiedlichen Farbkombinationen erhältlich. Auf Anfrage sind auch Sonderfarben möglich.

This luminaire is available in its standard version without surcharge in 625 different color combinations. Special colors are possible on request.

EXAMPLE

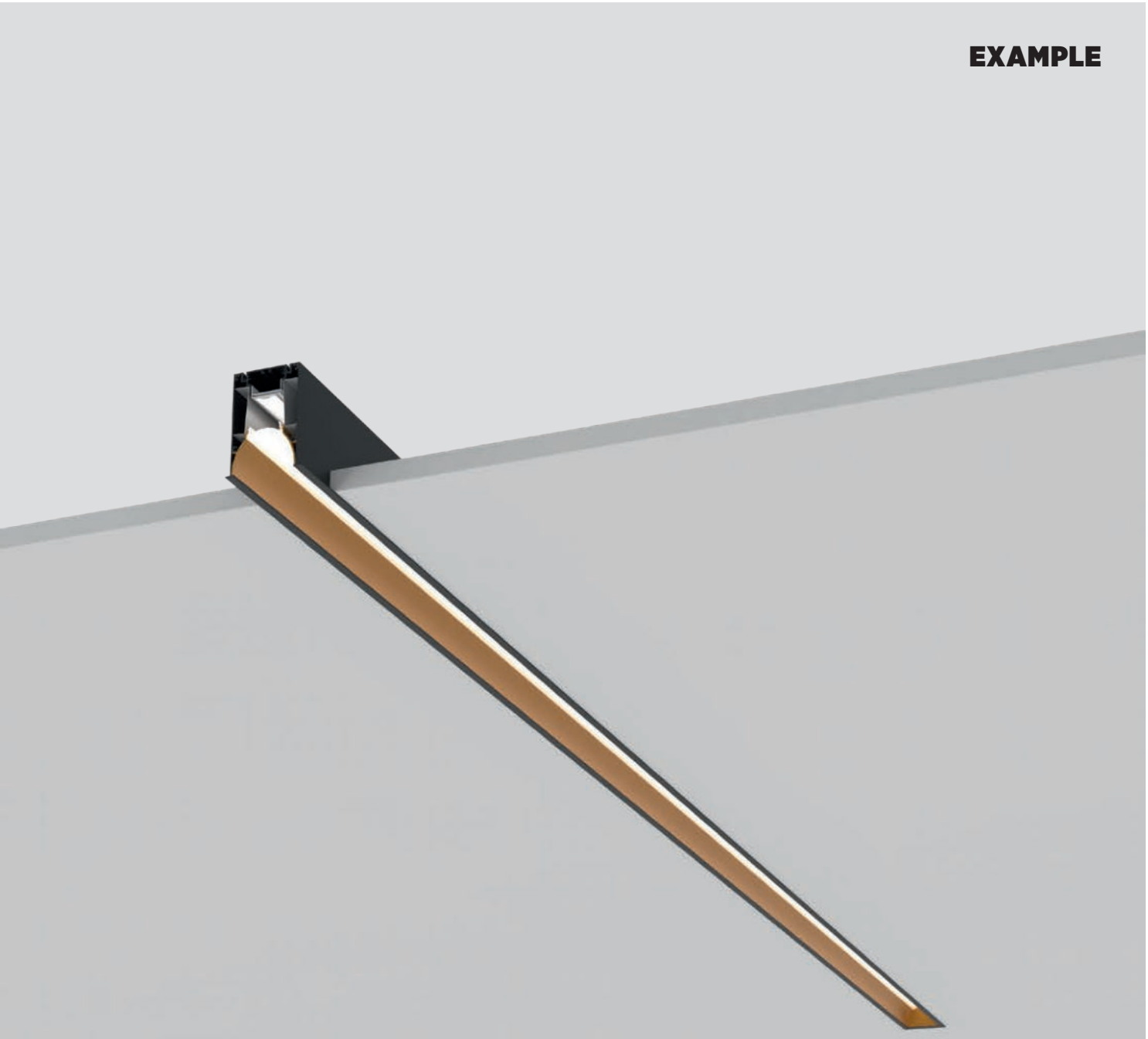

MOUNTING BRACKETS FOR INSTALLATION



MECHANICAL CONNECTION



01 02 03 04 05 07 08 09 12 13 15 16 17 18 19 20 21 22 23 24 25 26 27 28 29

RAL Classic or any other special color on request

KOMPONENTEN > COMPONENTS		DIMENSION MM		ART.-NO STANDARD	0-29	0-29			
	ALUMINIUM-PROFIL *ALUMINIUM PROFILE*	W: 92 H: 120	per meter	24063	◆	▲			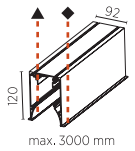 max. 3000 mm
	DIFFUSER FLACH *FLAT DIFFUSER*	W: 42 H: 14	per meter	14002					 max. 3000 mm
	DIFFUSOR GEWÖLBT *CURVED DIFFUSER*	W: 42 H: 14	per meter	81108					 max. 3000 mm
	DECKELPROFIL *CAP PROFILE*	W: 42 H: 14	per meter	81109	◆				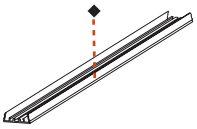 max. 3000 mm
	ENDDECKEL *END CAP*	10x92 H: 120		81011	◆	▲			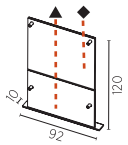
	LINEARVERBINDER *LINEAR COUPLER*	200x77 H: 79		81110					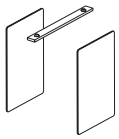
	MONTAGEBÜGEL ENTFERNUNG: MAX. 1000 MM *MOUNTING BRACKET* *DISTANCE: MAX. 1000 MM*	100x85 H: 120		24065					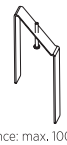 distance: max. 1000 mm

Hinweise zu technischen Angaben auf Seite 893 | *Technical data are subject to our data policy on page 893*

GROOLINE



DIMENSION MM	LED	WATT MAX.	LUMEN MAX.	CRI	ART.-NO STANDARD	ART.-NO DALI-DIM		TECHN. OPTIONS	
1140x36 H: 37	3000 K	20.2	1370	80	7-00161-00	7-00162-02			
	4000 K	20.2	1447	80	7-00163-00	7-00164-02			
1420x36 H: 37	3000 K	25.3	1712	80	7-00165-00	7-00166-02			
	4000 K	25.3	1809	80	7-00167-00	7-00168-02			
1700x36 H: 37	3000 K	30.4	2055	80	7-00169-00	7-00170-02			
	4000 K	30.4	2170	80	7-00171-00	7-00172-02			
1980x36 H: 37	3000 K	35.4	2397	80	7-00173-00	7-00174-02			
	4000 K	35.4	2532	80	7-00175-00	7-00176-02			
2270x36 H: 37	3000 K	40.5	2740	80	7-00177-00	7-00178-02			
	4000 K	40.5	2894	80	7-00179-00	7-00180-02			




50/60Hz 220-240V CE



IDAHO
40 | 75 | 100



SWAROVSKI WATTENS, AUSTRIA | PHOTO: ALEX NUDING

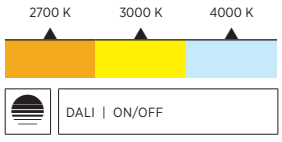

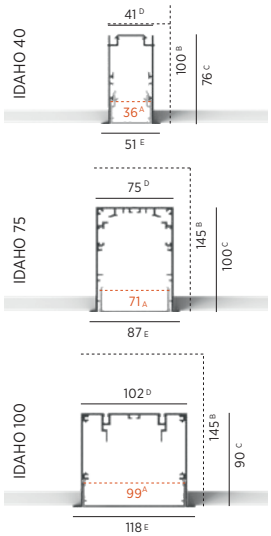

A: Opening width | B: Recess depth
C: Profile height | D: Profile width
E: Mounting width including flunch

Das IDAHO Einbauprofilsystem steht für nahtlose Lichtlinien mit einem minimalistischen Rahmen, der sich in den PROLICHT-Farben gestalten lässt. Um dunklere Stellen an den Profilstößen zu vermeiden, kommen sich überlappende LED-Platinen zum Einsatz – für gleichmäßige Lichtbänder an Decken, Wänden, über Eck oder sich kreuzend. Für eine Akzentbeleuchtung stehen zudem Spot-Einsätze zur Verfügung.

The IDAHO built-in profile system stands for seamless lines of light with a minimalist frame, which can be designed in the PROLICHT colors. To avoid darker spots at the profile joints, overlapping LED boards are used - for uniform light bands on ceilings, walls, corner or intersecting. Spotlight inserts are also available for accent lighting.

LED OPTIMIZED CONSTRUCTION



In Kombination mit einer weißen Grundplatte bildet der weiße interne Reflektor eine perfekte Mischkammer. Diese schafft ein homogenes Lichtbild ohne einzeln sichtbare LED-Punkte.

In combination with a white base plate, the white internal reflector creates a perfect mixing chamber. This creates a homogeneous light pattern without individually visible LED dots.

ESD PROTECTION



Alle LED-Boards sind durch ein hochtransparentes Acrylglas vor elektrostatischen Entladungen (Electrostatic Discharge – ESD) und direktem Kontakt mit der LED geschützt.

All LED boards are protected from electrostatic discharge (ESD) and direct contact with the LED by a highly transparent acrylic glass.

ENDLESS LINE



Die mehrfache Einspeisung an unterschiedlichen Punkten ermöglicht grenzenlos lange Linien. Die optimale Anordnung der LED-Boards schafft auch an den Verbindungsstellen eine homogene Ausleuchtung.

The multiple feed-ins at different points allow for lines of unlimited length. The optimized arrangement of the LED boards provides seamless connections without any dark spots.

EXAMPLE



01 02 03 04 05 07 08 09 12 13 15 16 17 18 19 20 21 22 23 24 25 26 27 28 29

RAL Classic or any other special color on request



MAST TOOLS & ENGINEERING, GERMANY | INTERIOR DESIGN: ISABELL EHRING | LIGHT PLANNING: ROMAN SCHATZ | PHOTOGRAPHER: PHILIP KOTTLORZ


MAS

KOMPONENTEN > COMPONENTS		DIMENSION MM		ART.-NO STANDARD	1-29	TECHN. OPTIONS		
	ALUMINIUM PROFIL *ALUMINIUM PROFILE*	W: 76 H: 50	per meter	240-0001	◆			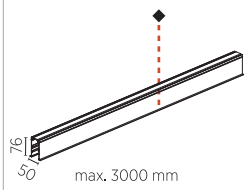
	ENDDECKEL *END CAP*	20x50 H: 76		81049	◆			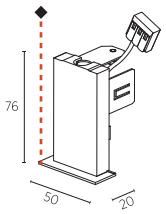
	LINIENVERBINDER *LINEAR COUPLER*	150x35 H: 33		81050				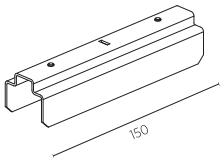
	KNOTEN L-VERBINDER *JUNCTION* *L-CONNECTOR*	75x75 H: 76		240-0002	◆			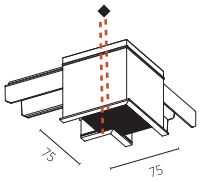
	KNOTEN X-VERBINDER *JUNCTION* *X-CONNECTOR*	100x100 H: 76		240-0004	◆			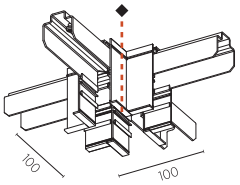
	KNOTEN T-VERBINDER *JUNCTION* *T-CONNECTOR*	75x100 H: 76		240-0003	◆			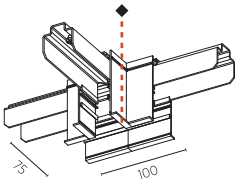
	KNOTEN DECKE/WAND VERBINDER *JUNCTION* *WALL/CEILING CONNECTOR*	210x50 H: 210		240-0006	◆			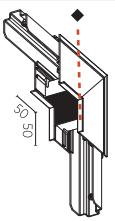

Hinweise zu technischen Angaben auf Seite 893 | *Technical data are subject to our data policy on page 893*

	MONTAGECLIPS EINBAU *INSTALLATION CLIPS RECESSED*	30x16 H: 70	1 pair	240-0007				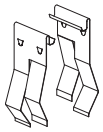
	MITTENEINSPEISUNG *CENTRAL FEED*	31x27 H: 45		81051				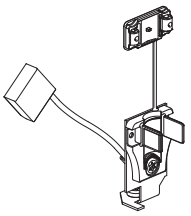
	KABELHALTER *CABLE-HOLDER*	25x36 H: 22		81052				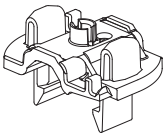
	DIFFUSOR OPAL *DIFFUSER OPAL*	W: 35 H: 28 705x35 H: 28 1128x35 H: 28 1408x35 H: 28 2113x35 H: 28 2815x35 H: 28	per meter	81082 81060 81087 81061 81062 81063				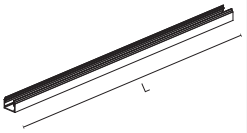
	MICRO-PRISMEN *MICROPRISM*	W: 35 H: 28 705x35 H: 28 1128x35 H: 28 1408x35 H: 28 2113x35 H: 28 2815x35 H: 28	per meter	81240 81064 81091 81065 81066 81067				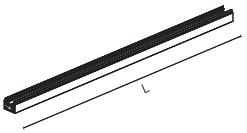

IDALINE 40

	DIMENSION MM	LED	WATT MAX.	LUMEN MAX.	CRI	ART.-NO STANDARD	ART.-NO DALI-DIM		TECHN. OPTIONS	
	705x29 H: 50	2700 K	16.5	1400		7-01463-00	7-01464-02			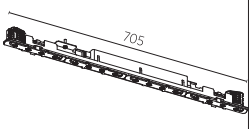
		3000 K	16.5	1493		7-01465-00	7-01466-02			
		4000 K	16.5	1555		7-01467-00	7-01468-02			
	IP20							incl.	50/60Hz 220-240V	
	1128x29 H: 50	2700 K	26.4	2239	80	7-01451-00	7-01452-02			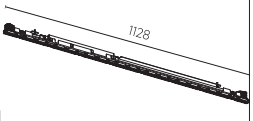
		3000 K	26.4	2388	80	7-01453-00	7-01454-02			
		4000 K	26.4	2488	80	7-01455-00	7-01456-02			
	IP20							incl.	50/60Hz 220-240V	
	1408x29 H: 50	2700 K	33.0	2799		7-01469-00	7-01470-02			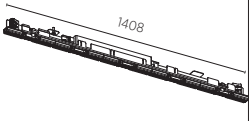
		3000 K	33.0	2986		7-01471-00	7-01472-02			
		4000 K	33.0	3110		7-01473-00	7-01474-02			
	IP20							incl.	50/60Hz 220-240V	

KOMPONENTEN > COMPONENTS		DIMENSION MM		ART.-NO STANDARD	0-29			
	ALUMINIUM-PROFIL *ALUMINIUM PROFILE*	W: 87 H: 100	per meter	100-202	◆			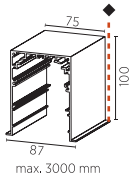
	DIFFUSOR *DIFFUSER*	W: 68 H: 25	per meter	100-2070				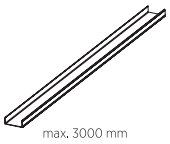
	MICRO-PRISMEN *MICRO PRISM*	W: 62 H: 3	per meter	100-2075				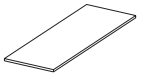
	DECKELPROFIL *CAP PROFILE*	W: 68 H: 24	per meter	100-2014	◆			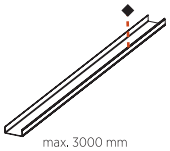
	ENDDECKEL *END CAP*	8x75 H: 80		100-204	◆			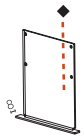
	LINEARVERBINDER 1 PAAR *LINEAR COUPLER* *1 PAIR*	100x2 H: 16		81140				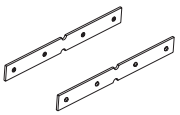
	ECKVERBINDER (90°) 1 PAAR *CORNER COUPLER (90°)* *1 PAIR*	52x52 H: 16		81141				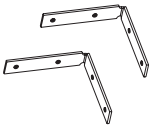
	ECKVERBINDER (45°-180°) NACH MASS, 1 PAAR *CORNER COUPLER (45°-180°)* *ANY REQUIRED ANGLE, 1 PAIR*	52x52 H: 16		81142				
								ORDER EXAMPLE: ◆ **100-204 - 02** black

Hinweise zu technischen Angaben auf Seite 893 | *Technical data are subject to our data policy on page 893*

KOMPONENTEN > COMPONENTS

		DIMENSION MM	DIMENSION MM²	ART.-NO STANDARD	0-29	TECHN. OPTIONS		
	MONTAGEBÜGEL *MOUNTING BRACKET*	11x79 H: 90		100-208				 max. distance: 1500 mm

IDALINE 75



DIMENSION MM	LED	WATT MAX.	LUMEN MAX.	CRI	ART.-NO STANDARD	ART.-NO DALI-DIM		TECHN. OPTIONS	
1140x60 H: 50	3000 K	20.2	1891	80	7-00414-00	7-00415-02			
	4000 K	20.2	1998	80	7-00416-00	7-00417-02			
1420x60 H: 50	3000 K	25.3	2364	80	7-00418-00	7-00419-02			
	4000 K	25.3	2498	80	7-00420-00	7-00421-02			
1700x60 H: 50	3000 K	30.4	2837	80	7-00422-00	7-00423-02			
	4000 K	30.4	2997	80	7-00424-00	7-00425-02			
1980x60 H: 50	3000 K	35.4	3310	80	7-00426-00	7-00427-02			
	4000 K	35.4	3496	80	7-00428-00	7-00429-02			
2270x60 H: 50	3000 K	40.5	3783	80	7-00430-00	7-00431-02			
	4000 K	40.5	3996	80	7-00432-00	7-00433-02			

incl. 50/60Hz 220-240V CE

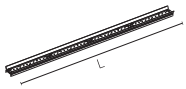

INVADER



DIMENSION MM	LED	WATT MAX.	LUMEN MAX.	CRI	ART.-NO STANDARD	ART.-NO DALI-DIM	1-29	TECHN. OPTIONS	
300x59 H: 79	2700 K	9.8	668	90	7-00434-00	7-00435-02	◆	⏢	
	3000 K	9.8	693	90	7-00436-00	7-00437-02	◆	⏢	
	4000 K	9.8	744	90	7-00438-00	7-00439-02	◆	⏢	

incl. 50/60Hz 220-240V CE

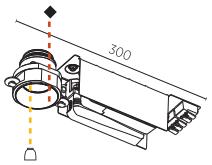



DIMENSION MM	LED	WATT MAX.	LUMEN MAX.	CRI	ART.-NO STANDARD	ART.-NO DALI-DIM	1-29	TECHN. OPTIONS	
400x59 H: 79	2700 K	19.6	1336	90	7-00440-00	7-00441-02	◆	⏢	
	3000 K	19.6	1387	90	7-00442-00	7-00443-02	◆	⏢	
	4000 K	19.6	1487	90	7-00444-00	7-00445-02	◆	⏢	

incl. 50/60Hz 220-240V CE

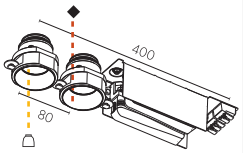

REFLECTOR 20 40 60 ⏢
20° 40° 60°

ORDER EXAMPLE: ◆ ⏢
7-00439-02 - 02 20
black 20°

KOMPONENTEN > COMPONENTS		DIMENSION MM		ART.-NO STANDARD	0-29			
	ALUMINIUM-PROFIL *ALUMINIUM PROFILE*	W: 118 H: 90	per meter	24060	◆			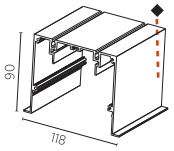 max. 3000 mm
	DIFFUSOR *DIFFUSER*	W: 99 H: 27	per meter	81100				 max. 3000 mm
	MICRO-PRISMEN *MICRO-PRISM*	W: 99 H: 27	per meter	81099				 max. 3000 mm
	ALU-DECKELPROFIL *ALUMINIUM CAP PROFILE*	W: 99 H: 27	per meter	81101	◆			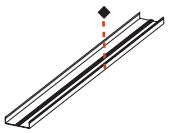 max. 3000 mm
	ENDDECKEL *END CAP*	10x118 H: 90		81013	◆			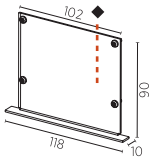
	MONTAGEBÜGEL *MOUNTING BRACKET*	22x106 H: 82		24061				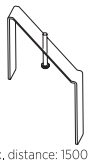 max. distance: 1500 mm
	LINEARVERBINDER *LINEAR COUPLER*	200x98 H: 50		81102				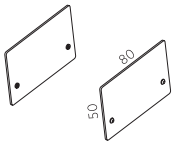
								ORDER EXAMPLE: ◆ **81013 - 02** black

Hinweise zu technischen Angaben auf Seite 893 | *Technical data are subject to our data policy on page 893*

IDALINE 100



DIMENSION MM	LED	WATT MAX.	LUMEN MAX.	CRI	ART.-NO STANDARD	ART.-NO DALI-DIM		TECHN. OPTIONS	
1140x87 H: 65	3000 K	20.2	2175	80	7-00330-00	7-00331-02			
	4000 K	20.2	2298	80	7-00332-00	7-00333-02			
1420x87 H: 65	3000 K	25.3	2719	80	7-00334-00	7-00335-02			
	4000 K	25.3	2872	80	7-00336-00	7-00337-02			
1700x87 H: 65	3000 K	30.4	3263	80	7-00338-00	7-00339-02			
	4000 K	30.4	3447	80	7-00340-00	7-00341-02			
1980x87 H: 65	3000 K	35.4	3807	80	7-00342-00	7-00343-02			
	4000 K	35.4	4022	80	7-00344-00	7-00345-02			
2270x87 H: 65	3000 K	40.5	4351	80	7-00346-00	7-00347-02			
	4000 K	40.5	4596	80	7-00348-00	7-00349-02			

incl. 50/60Hz 220-240V A++

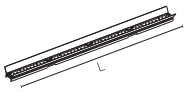

INVADER



DIMENSION MM	LED	WATT MAX.	LUMEN MAX.	CRI	ART.-NO STANDARD	ART.-NO DALI-DIM	0-29	TECHN. OPTIONS	
350x86 H: 68	2700 K	9.8	668	90	7-00350-00	7-00351-02	◆	⌂	
	3000 K	9.8	693	90	7-00352-00	7-00353-02	◆	⌂	
	4000 K	9.8	744	90	7-00354-00	7-00355-02	◆	⌂	

incl. 50/60Hz 220-240V

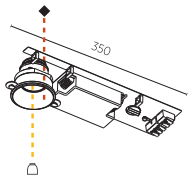



DIMENSION MM	LED	WATT MAX.	LUMEN MAX.	CRI	ART.-NO STANDARD	ART.-NO DALI-DIM	0-29	TECHN. OPTIONS	
450x86 H: 68	2700 K	19.6	1336	90	7-00356-00	7-00357-02	◆	⌂	
	3000 K	19.6	1387	90	7-00358-00	7-00359-02	◆	⌂	
	4000 K	19.6	1487	90	7-00360-00	7-00361-02	◆	⌂	

incl. 50/60Hz 220-240V

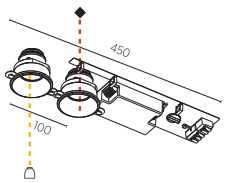

REFLECTOR 20 40 60 ⌂

20° 40° 60°

ORDER EXAMPLE: ◆ ⌂

7-00355-02 - 02 20

black 20°

HYPRO
40



INSPIRATION | BIEFFE

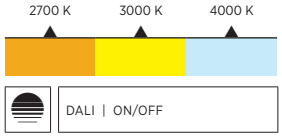

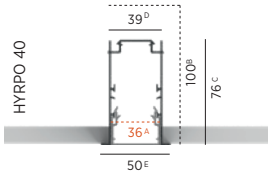

A: Opening width | B: Recess depth
C: Profile height | D: Profile width
E: Mounting width including flunch

HYPRO 40 ist individuell konfigurierbar und äußerst flexibel. Mit dem Einbau-Profilsystem lassen sich – dank vielfältiger Verbinder auch über Ecksituationen hinweg – grafische Linien im Raum zeichnen. In das Profil kann sowohl Allgemein- als auch Akzentbeleuchtung integriert werden. Auch die blendfreien MAGIQ Downlight-Module oder die linearen MAGIQ Wallwasher stehen dem Planer bei HYPRO zur Verfügung.

HYPRO 40 is individually configurable and extremely flexible. With the recessed profile system, you can draw graphical lines in the room thanks to a variety of connectors, even across corner situations. Both general and accent lighting can be integrated into the profile. The glare-free MAGIQ downlight modules or the linear MAGIQ wallwashers are also available for planners with HYPRO.

RICO LINE – REFLECTOR INTEGRATED CUT-OFF

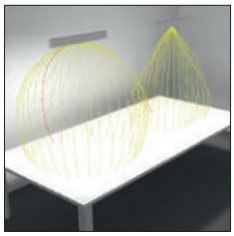

Die speziellen Mikroreflektoren der RICO LINE verbessern die Effizienz und erreichen extrem niedrige UGR-Werte, teilweise kleiner 0.

The special micro reflectors inside RICO LINE improve efficiency and achieve extremely low UGR values, sometimes less than 0.

LINEAR WALLWASH INTEGRATION



Das HYPRO-System ermöglicht eine bündige Installation des linearen MAGIQ HOLLOW WALLWASH in vertikalen und horizontalen Kanälen.

The HYPRO system allows flush integration of the linear MAGIQ HOLLOW WALLWASH in vertical or horizontal channels.

LOW-GLARE DOWNLIGHTS KORONA EFFECT



Entblendete MAGIQ Downlight-Module mit einem Abblendwinkel von bis zu 21° sind mit optionalen KORONA CONES erhältlich um farbige Akzente zu setzen.

Low-glare MAGIQ downlight modules with a cut-off angle of up to 21° are optionally available with KORONA CONES to create colorful highlights.

COLOR CHANNEL



Eine geringfügig tiefere Aluminiumabdeckung, die in 25 PROLICHT-Farben und einer Reihe an Längen verfügbar ist, bildet einen schönen Blickfang.

A slightly deeper aluminum cover, available in 25 PROLICHT colors and a choice of lengths, is a great focal point.

EXAMPLE



MECHANICAL CONNECTION



SPECIAL FIXING SPRINGS



BLACK COVERS CUT TO SIZE



01 02 03 04 05 07 08 09 12 13 15 16 17 18 19 20 21 22 23 24 25 26 27 28 29

RAL Classic or any other special color on request



GEMEINDEBAUTEN MELLAU | PHOTO: ARMIN KUPRIAN | ARCHITECTURE: DORNER/MATT | ELPLAN, LINGG ELEKTROPLANUNGS GMBH





HOTEL SONNENBURG, AUSTRIA | PHOTO: ARMIN KUPRIAN

KOMPONENTEN > COMPONENTS		DIMENSION MM		ART.-NO STANDARD	1-29	TECHN. OPTIONS		
	ALUMINIUM PROFIL *ALUMINIUM PROFILE*	W: 76 H: 50	per meter	240-0001	◆			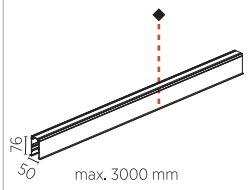
	ENDDECKEL *END CAP*	20x50 H: 76		81049	◆			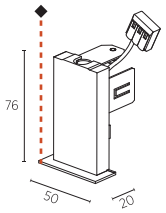
	ENDDECKEL KORONA 1 PAAR *END PLATE KORONA* *1 PAIR*	1x35 H: 28		81071	◆			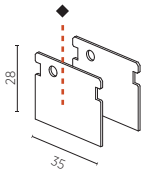
	LINIENVERBINDER *LINEAR COUPLER*	150x35 H: 33		81050				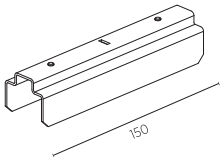
	KNOTEN L-VERBINDER *JUNCTION* *L-CONNECTOR*	75x75 H: 76		240-0002	◆			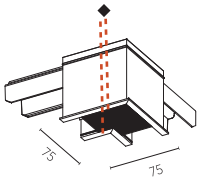
	KNOTEN X-VERBINDER *JUNCTION* *X-CONNECTOR*	100x100 H: 76		240-0004	◆			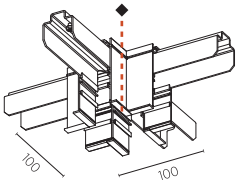
	KNOTEN T-VERBINDER *JUNCTION* *T-CONNECTOR*	75x100 H: 76		240-0003	◆			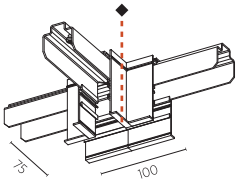
	KNOTEN DECKE/WAND VERBINDER *JUNCTION* *WALL/CEILING CONNECTOR*	210x50 H: 210		240-0006	◆			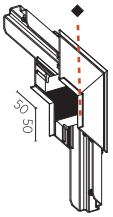
								ORDER EXAMPLE: ◆ **240-0003 - 02** black

Hinweise zu technischen Angaben auf Seite 893 | *Technical data are subject to our data policy on page 893*

	MONTAGECLIPS EINBAU *INSTALLATION CLIPS RECESSED*	30x16 H: 70	1 pair	240-0007				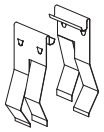
	MITTENEINSPEISUNG *CENTRAL FEED*	31x27 H: 45		81051				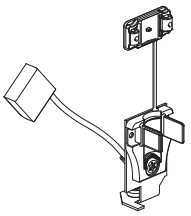
	KABELHALTER *CABLE-HOLDER*	25x36 H: 22		81052				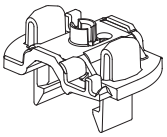
	DIFFUSOR OPAL *DIFFUSER OPAL*	W: 35 H: 28 705x35 H: 28 1128x35 H: 28 1408x35 H: 28 2113x35 H: 28 2815x35 H: 28	per meter	81082 81060 81087 81061 81062 81063				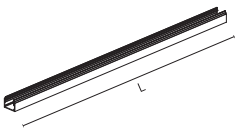
	MICRO-PRISMEN *MICROPRISM*	W: 35 H: 28 705x35 H: 28 1128x35 H: 28 1408x35 H: 28 2113x35 H: 28 2815x35 H: 28	per meter	81240 81064 81091 81065 81066 81067				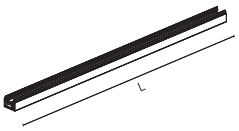
	RICO ABDECKUNG TRANSPARENT/SCHWARZ *RICO COVER TRANSPARENT/BLACK*	H:50 705x29 1128x29 1408x29 1833x29 2113x29 2256x29 2536x29 2815x29	per meter H:50 H:50 H:50 H:50 H:50 H:50 H:50 H:50	81241 81076 81095 81077 81096 81078 81097 81098 81079				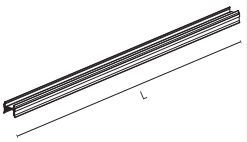
	ABDECKUNG SCHWARZ *COVER BLACK*	1000x35 H: 28 2000x35 H: 28 3000x35 H: 28		81068 81069 81070				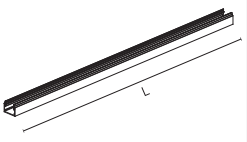
	KORONA PROFIL *ALUMINIUM PROFILE*	W: 35 H: 27	per meter	81053	◆			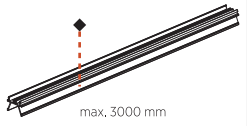

CENTRIQ

DIMENSION MM	LED	WATT MAX.	LUMEN MAX.	CRI	ART.-NO STANDARD	ART.-NO DALI-DIM	1-29	1-29	1-29	TECHN. OPTIONS
Ø 30 H: 74	2700 K	4.4	258	90	7-01318-00	7-01319-02	◆	▲	●	
	3000 K	4.4	270	90	7-01320-00	7-01321-02	◆	▲	●	
	4000 K	4.4	294	90	7-01322-00	7-01323-02	◆	▲	●	
IP20							incl.			50/60Hz 220-240V
Ø 40 H: 86	2700 K	6.4	350	90	7-01324-00	7-01325-02	◆	▲	●	
	3000 K	6.4	378	90	7-01326-00	7-01327-02	◆	▲	●	
	4000 K	6.4	402	90	7-01328-00	7-01329-02	◆	▲	●	
IP20							incl.			50/60Hz 220-240V
Ø 40 H: 86	2700 K	6.5	468	90	7-01330-00	7-01331-02	◆	▲	●	1
	3000 K	6.5	490	90	7-01332-00	7-01333-02	◆	▲	●	1
	4000 K	6.5	520	90	7-01334-00	7-01335-02	◆	▲	●	1
IP20							incl.			50/60Hz 220-240V
Ø 55 H: 112	2700 K	9.2	486	90	7-01336-00	7-01337-02	◆	▲	●	
	3000 K	9.2	524	90	7-01338-00	7-01339-02	◆	▲	●	
	4000 K	9.2	548	90	7-01340-00	7-01341-02	◆	▲	●	
IP20							incl.			50/60Hz 220-240V
Ø 55 H: 112	2700 K	12	720	90	7-01342-00	7-01343-02	◆	▲	●	2
	3000 K	12	760	90	7-01344-00	7-01345-02	◆	▲	●	2
	4000 K	12	820	90	7-01346-00	7-01347-02	◆	▲	●	2
IP20							incl.			50/60Hz 220-240V

LENS 24 32 (24° 32°) — 1 BEAM ANGLE 20 (20°) 31 (31°) 36 (36°) 40 (40°) 50 (50°) — 2 BEAM ANGLE 15 (15°) 17 (17°) 25 (25°) 33 (33°) 35 (35°) 46 (46°)

ORDER EXAMPLE: ◆ ▲ ● 7-01323-02- 02 03 04 24 (black, white, creamy, 24°)

CENTRIQ DOUBLE

DIMENSION MM	LED	WATT MAX.	LUMEN MAX.	CRI	ART.-NO STANDARD	ART.-NO DALI-DIM	1-29	1-29	1-29	TECHN. OPTIONS
Ø 30 H: 74	2700 K	8.8	517	90	7-01348-00	7-01349-02	◆	▲	●	
	3000 K	8.7	541	90	7-01350-00	7-01351-02	◆	▲	●	
	4000 K	8.8	588	90	7-01352-00	7-01353-02	◆	▲	●	
IP20							incl.			50/60Hz 220-240V
Ø 40H: 86	2700 K	12.9	701	90	7-01354-00	7-01355-02	◆	▲	●	
	3000 K	12.8	756	90	7-01356-00	7-01357-02	◆	▲	●	
	4000 K	12.8	804	90	7-01358-00	7-01359-02	◆	▲	●	
IP20							incl.			50/60Hz 220-240V
Ø 40 H: 86	2700 K	13	936	90	7-01360-00	7-01361-02	◆	▲	●	1
	3000 K	13	980	90	7-01362-00	7-01363-02	◆	▲	●	1
	4000 K	13	1040	90	7-01364-00	7-01365-02	◆	▲	●	1
IP20							incl.			50/60Hz 220-240V
Ø 55 H: 112	2700 K	18.3	972	90	7-01366-00	7-01367-02	◆	▲	●	
	3000 K	18.3	1048	90	7-01368-00	7-01369-02	◆	▲	●	
	4000 K	18.3	1096	90	7-01370-00	7-01371-02	◆	▲	●	
IP20							incl.			50/60Hz 220-240V
Ø 55 H: 112	2700 K	24	1440	90	7-01372-00	7-01373-02	◆	▲	●	2
	3000 K	24	1520	90	7-01374-00	7-01375-02	◆	▲	●	2
	4000 K	24	1640	90	7-01376-00	7-01377-02	◆	▲	●	2
IP20							incl.			50/60Hz 220-240V

LENS 24 32 (24° 32°) — 1 BEAM ANGLE 20 (20°) 31 (31°) 36 (36°) 40 (40°) 50 (50°) — 2 BEAM ANGLE 15 (15°) 17 (17°) 25 (25°) 33 (33°) 35 (35°) 46 (46°)

ORDER EXAMPLE: ◆ ▲ ● 7-01353-02- 02 03 04 24 (black, white, creamy, 24°)

Hinweise zu technischen Angaben auf Seite 893 | *Technical data are subject to our data policy on page 893*

HYPLINE

DIMENSION MM	LED	WATT MAX.	LUMEN MAX.	CRI	ART.-NO STANDARD	ART.-NO DALI-DIM		TECHN. OPTIONS	
705x29 H: 50	2700 K	16.5	1400	80	7-01270-00	7-01271-02			
	3000 K	16.5	1493	80	7-01272-00	7-01273-02			
	4000 K	16.5	1555	80	7-01274-00	7-01275-02			
IP20									
1128x29 H: 50	2700 K	26.4	2239	80	7-01210-00	7-01211-02			
	3000 K	26.4	2388	80	7-01212-00	7-01213-02			
	4000 K	26.4	2488	80	7-01214-00	7-01215-02			
IP20									
1408x29 H: 50	2700 K	33.0	2799	80	7-01276-00	7-01277-02			
	3000 K	33.0	2986	80	7-01278-00	7-01279-02			
	4000 K	33.0	3110	80	7-01280-00	7-01281-02			
IP20									

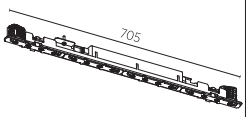

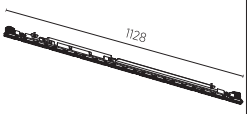

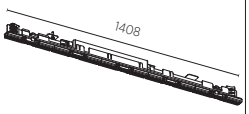

DE | Linearer Einsatz zur Nutzung mit Diffusor oder Microprisma
EN | Linear insert for use with Diffuser or Micro Prism

MAGIQ 4

DIMENSION MM	LED	WATT MAX.	LUMEN MAX.	CRI	ART.-NO STANDARD	ART.-NO DALI-DIM		TECHN. OPTIONS	
510x35 H: 72	2700 K	13.3	763	90	7-01222-00				
	3000 K	13.3	827	90	7-01224-00				
	4000 K	13.3	858	90	7-01226-00				
BLACK									
650x35 H: 72	2700 K	13.3	763	90		7-01223-02			
	3000 K	13.3	827	90		7-01225-02			
	4000 K	13.3	858	90		7-01227-02			
BLACK									

REFLECTOR 10 20 40

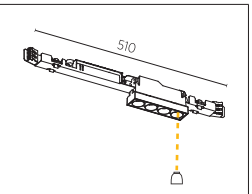

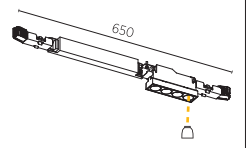

ORDER EXAMPLE:
7-01227-02 - 10

MAGIQ 4 KORONA

DIMENSION MM	LED	WATT MAX.	LUMEN MAX.	CRI	ART.-NO STANDARD	ART.-NO DALI-DIM	1-29	TECHN. OPTIONS	
510x35 H: 72	2700 K	13.3	783	90	7-01240-00		◆		
	3000 K	13.3	848	90	7-01242-00		◆		
	4000 K	13.3	880	90	7-01244-00		◆		
IP20 BLACK									
650x35 H: 72	2700 K	13.3	783	90		7-01241-02	◆		
	3000 K	13.3	848	90		7-01243-02	◆		
	4000 K	13.3	880	90		7-01245-02	◆		
IP20 BLACK									

REFLECTOR 10 20 40

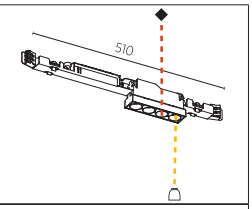

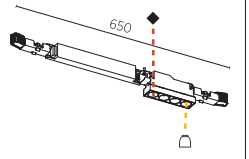

ORDER EXAMPLE: ◆
7-01245-02 - 02 10

MAGIQ 4 WITH MICRO-DOT

DIMENSION MM	LED	WATT	LUMEN MAX.	CRI	ART.-NO STANDARD	ART.-NO DALI-DIM	TECHN. OPTIONS
510x35 H:72	2700 K	13.3	640	90	7-02060-00		
	3000 K	13.3	692	90	7-02062-00		
	4000 K	13.3	720	90	7-02064-00		
IP20 BLACK							50/60Hz 220-240V A++
650x35 H:72	2700 K	13.3	640	90	7-02061-02		
	3000 K	13.3	692	90	7-02063-02		
	4000 K	13.3	720	90	7-02065-02		
IP20 BLACK							50/60Hz 220-240V A++

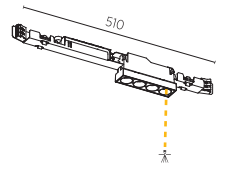

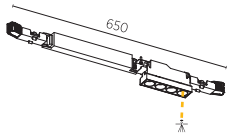

LENS ...21 21° ...38 38° LFO

ORDER EXAMPLE: **7-02063-02 - 21**

MAGIQ 4+4

DIMENSION MM	LED	WATT MAX.	LUMEN MAX.	CRI	ART.-NO STANDARD	ART.-NO DALI-DIM	TECHN. OPTIONS
710x35 H: 72	2700 K	26.6	1526	90	7-01228-00		
	3000 K	26.6	1654	90	7-01230-00		
	4000 K	26.6	1717	90	7-01232-00		
BLACK							50/60Hz 220-240V
910x35 H: 72	2700 K	26.6	1526	90	7-01229-02		
	3000 K	26.6	1654	90	7-01231-02		
	4000 K	26.6	1717	90	7-01233-02		
BLACK							50/60Hz 220-240V

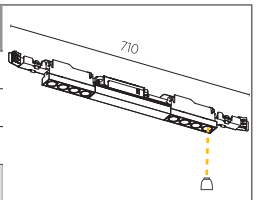

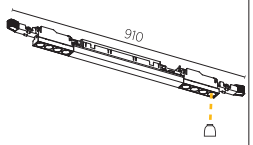

REFLECTOR 10 10° 20 20° 40 40°

ORDER EXAMPLE: **7-01233-02 - 10**

MAGIQ 4+4 KORONA

DIMENSION MM	LED	WATT MAX.	LUMEN MAX.	CRI	ART.-NO STANDARD	ART.-NO DALI-DIM	1-29	TECHN. OPTIONS
710x35 H: 72	2700 K	26.6	1565	90	7-01246-00		◆	
	3000 K	26.6	1696	90	7-01248-00		◆	
	4000 K	26.6	1760	90	7-01250-00		◆	
IP20 BLACK								50/60Hz 220-240V
910x35 H: 72	2700 K	26.6	1565	90	7-01247-02		◆	
	3000 K	26.6	1696	90	7-01249-02		◆	
	4000 K	26.6	1760	90	7-01251-02		◆	
IP20 BLACK								50/60Hz 220-240V

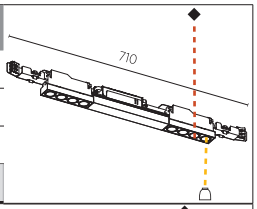

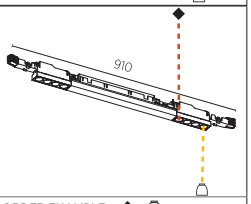

REFLECTOR 10 10° 20 20° 40 40°

ORDER EXAMPLE: ◆ **7-01251-02 - 02** **10**

MAGIQ 4+4 WITH MICRO DOT

DIMENSION MM	LED	WATT	LUMEN MAX.	CRI	ART.-NO STANDARD	ART.-NO DALI-DIM	TECHN. OPTIONS
710x35 H:72	2700 K	26.6	1280	90	7-02066-00		
	3000 K	26.6	1384	90	7-02068-00		
	4000 K	26.6	1440	90	7-02070-00		
IP20 BLACK							50/60Hz 220-240V A++
910x35 H:72	2700 K	26.6	1280	90	7-02067-02		
	3000 K	26.6	1384	90	7-02069-02		
	4000 K	26.6	1440	90	7-02071-02		
IP20 BLACK							50/60Hz 220-240V A++

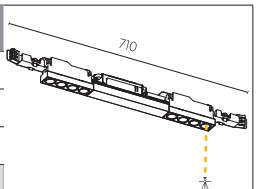

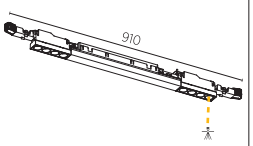

LENS ...21 21° ...38 38° LFO

ORDER EXAMPLE: **7-02068-00 - 38**

Hinweise zu technischen Angaben auf Seite 893 | *Technical data are subject to our data policy on page 893*

MAGIQ 8



DIMENSION MM	LED	WATT MAX.	LUMEN MAX.	CRI	ART.-NO STANDARD	ART.-NO DALI-DIM		TECHN. OPTIONS	
650x35 H: 72	2700 K	26.6	1526	90	7-01234-00			⏢	
	3000 K	26.6	1654	90	7-01236-00			⏢	
	4000 K	26.6	1717	90	7-01238-00			⏢	
BLACK							incl.	50/60Hz 220-240V	CE

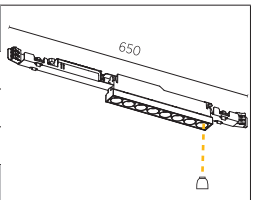



840x35 H: 72	2700 K	26.6	1526	90	7-01235-02			⏢	
	3000 K	26.6	1654	90	7-01237-02			⏢	
	4000 K	26.6	1717	90	7-01239-02			⏢	
BLACK							incl.	50/60Hz 220-240V	CE

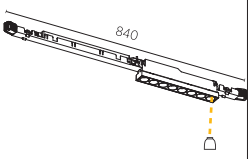

REFLECTOR 10 20 40 ⏢

10° 20° 40°

ORDER EXAMPLE: ⏢
7-01239-02 - 10

10°

MAGIQ 8 KORONA



DIMENSION MM	LED	WATT MAX.	LUMEN MAX.	CRI	ART.-NO STANDARD	ART.-NO DALI-DIM	1-29	TECHN. OPTIONS	
650x35 H: 72	2700 K	26.6	1565	90	7-01252-00		◆	⏢	
	3000 K	26.6	1696	90	7-01254-00		◆	⏢	
	4000 K	26.6	1760	90	7-01256-00		◆	⏢	
IP20 BLACK							incl.	50/60Hz 220-240V	CE

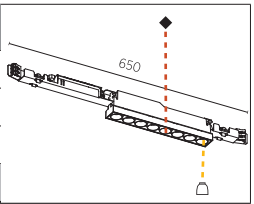



840x35 H: 72	2700 K	26.6	1565	90	7-01253-02		◆	⏢	
	3000 K	26.6	1696	90	7-01255-02		◆	⏢	
	4000 K	26.6	1760	90	7-01257-02		◆	⏢	
IP20 BLACK							incl.	50/60Hz 220-240V	CE

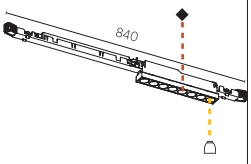

REFLECTOR 10 20 40 ⏢

10° 20° 40°

ORDER EXAMPLE: ◆ ⏢
7-01257-02 - 02 10

black 10°

MAGIQ 8 WITH MICRO DOT



DIMENSION MM	LED	WATT	LUMEN MAX.	CRI	ART.-NO STANDARD	ART.-NO DALI-DIM		TECHN. OPTIONS	
650x35 H:72	2700 K	26.6	1280	90	7-02072-00			🚶	
	3000 K	26.6	1384	90	7-02074-00			🚶	
	4000 K	26.6	1440	90	7-02076-00			🚶	
IP20 BLACK							incl. 0.5	50/60Hz 220-240V	CE A++

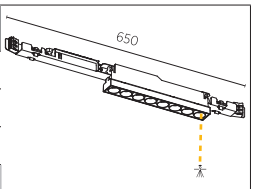



840x35 H:72	2700 K	26.6	1280	90	7-02073-02			🚶	
	3000 K	26.6	1384	90	7-02075-02			🚶	
	4000 K	26.6	1440	90	7-02077-02			🚶	
IP20 BLACK							incl. 0.5	50/60Hz 220-240V	CE A++

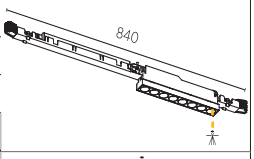

LENS ...21 21° ...38 38° LFO

ORDER EXAMPLE: 🚶
7-02077-02 21

21°

MAGIQ 8+8



DIMENSION MM	LED	WATT MAX.	LUMEN MAX.	CRI	ART.-NO STANDARD	ART.-NO DALI-DIM		TECHN. OPTIONS	
1170x35 H: 72	2700 K	53.1	3053	90	7-01282-00	7-01283-02		⏢	
	3000 K	53.1	3308	90	7-01284-00	7-01285-02		⏢	
	4000 K	53.1	3434	90	7-01286-00	7-01287-02		⏢	
BLACK							incl.	50/60Hz 220-240V	CE

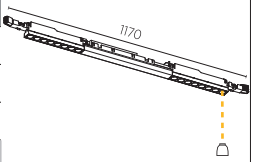

REFLECTOR 10 20 40 ⏢

10° 20° 40°

ORDER EXAMPLE: ⏢
7-01287-02 - 10

10°

MAGIQ 8+8 KORONA



DIMENSION MM	LED	WATT MAX.	LUMEN MAX.	CRI	ART.-NO STANDARD	ART.-NO DALI-DIM	1-29	TECHN. OPTIONS
1170x35 H: 72	2700 K	53.1	3053	90	7-01288-00	7-01289-02	◆	
	3000 K	53.1	3308	90	7-01290-00	7-01291-02	◆	
	4000 K	53.1	3434	90	7-01292-00	7-01293-02	◆	

IP20 BLACK incl. 50/60Hz 220-240V

REFLECTOR 10 20 40 (10° 20° 40°)

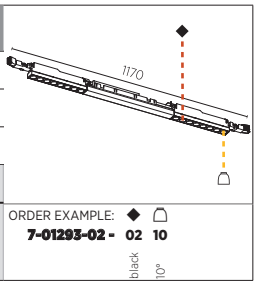

ORDER EXAMPLE: ◆ **7-01293-02 - 02** 10

MAGIQ 8+8 WITH MICRO DOT



DIMENSION MM	LED	WATT	LUMEN MAX.	CRI	ART.-NO STANDARD	ART.-NO DALI-DIM	TECHN. OPTIONS
1170x35 H:72	2700 K	53.1	2560	90	7-02078-00	7-02079-02	
	3000 K	53.1	2768	90	7-02080-00	7-02081-02	
	4000 K	53.1	2880	90	7-02082-00	7-02083-02	

IP20 BLACK incl. 0.5 50/60Hz 220-240V A++

LENS ...21 21° ...38 38° LFO

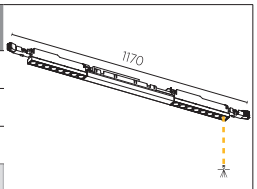

ORDER EXAMPLE: **7-02078-00 - 21**

MAGIQ HOLLOW WALLWASH



DIMENSION MM	LED	WATT MAX.	LUMEN MAX.	CRI	ART.-NO STANDARD	ART.-NO DALI-DIM	TECHN. OPTIONS
545x35 H: 75	2700 K	19.0	1113	90	7-01294-00		
	3000 K	19.0	1177	90	7-01296-00		
	4000 K	19.0	1346	90	7-01298-00		

IP20 BLACK incl. 50/60Hz 220-240V

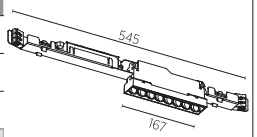



DIMENSION MM	LED	WATT MAX.	LUMEN MAX.	CRI	ART.-NO STANDARD	ART.-NO DALI-DIM	TECHN. OPTIONS
660x35 H: 75	2700 K	19.0	1113	90		7-01295-02	
	3000 K	19.0	1177	90		7-01297-02	
	4000 K	19.0	1346	90		7-01299-02	

IP20 BLACK incl. 50/60Hz 220-240V

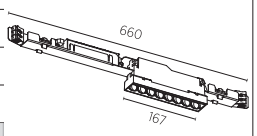

MAGIQ HOLLOW WALLWASH KORONA



DIMENSION MM	LED	WATT MAX.	LUMEN MAX.	CRI	ART.-NO STANDARD	ART.-NO DALI-DIM	1-29	TECHN. OPTIONS
545x35 H: 75	2700 K	19.0	1113	90	7-01300-00		◆	
	3000 K	19.0	1177	90	7-01302-00		◆	
	4000 K	19.0	1346	90	7-01304-00		◆	

IP20 BLACK incl. 50/60Hz 220-240V

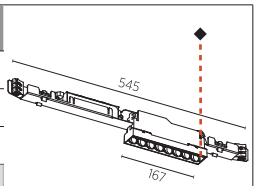



DIMENSION MM	LED	WATT MAX.	LUMEN MAX.	CRI	ART.-NO STANDARD	ART.-NO DALI-DIM	1-29	TECHN. OPTIONS
660x35 H: 75	2700 K	19.0	1113	90		7-01301-02	◆	
	3000 K	19.0	1177	90		7-01303-02	◆	
	4000 K	19.0	1346	90		7-01305-02	◆	

IP20 BLACK incl. 50/60Hz 220-240V

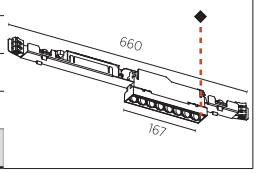

MAGIQ WALLWASH



DIMENSION MM	LED	WATT MAX.	LUMEN MAX.	CRI	ART.-NO STANDARD	ART.-NO DALI-DIM	TECHN. OPTIONS
760x35 H: 85	2700 K	31.4	2303	90	7-01258-00	7-01259-02	
	3000 K	31.4	2522	90	7-01260-00	7-01261-02	
	4000 K	31.4	2651	90	7-01262-00	7-01263-02	

IP20 BLACK incl. 50/60Hz 220-240V

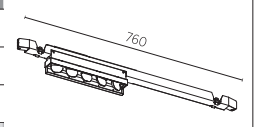



DIMENSION MM	LED	WATT MAX.	LUMEN MAX.	CRI	ART.-NO STANDARD	ART.-NO DALI-DIM	TECHN. OPTIONS
760x35 H: 85	2700 K	31.4	2303	90	7-01264-00	7-01265-02	
	3000 K	31.4	2522	90	7-01266-00	7-01267-02	
	4000 K	31.4	2651	90	7-01268-00	7-01269-02	

IP20 WHITE incl. 50/60Hz 220-240V

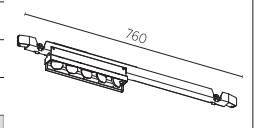

Hinweise zu technischen Angaben auf Seite 893 | *Technical data are subject to our data policy on page 893*

RICO

	DIMENSION MM	LED	WATT MAX.	LUMEN MAX.	CRI	ART.-NO STANDARD	ART.-NO DALI-DIM		TECHN. OPTIONS	
	705x29 H: 50	2700 K	16.5	1762	80	7-01306-00	7-01307-02			
		3000 K	16.5	1879	80	7-01308-00	7-01309-02			
		4000 K	16.5	1958	80	7-01310-00	7-01311-02			
	IP20							incl.	50/60Hz 220-240V	
	1128x29 H: 50	2700 K	26.4	2819	80	7-01216-00	7-01217-02			
		3000 K	26.4	3007	80	7-01218-00	7-01219-02			
		4000 K	26.4	3132	80	7-01220-00	7-01221-02			
	IP20							incl.	50/60Hz 220-240V	
	1408x29 H: 50	2700 K	33.0	3524	80	7-01312-00	7-01313-02			
		3000 K	33.0	3758	80	7-01314-00	7-01315-02			
		4000 K	33.0	3915	80	7-01316-00	7-01317-02			
	IP20							incl.	50/60Hz 220-240V	

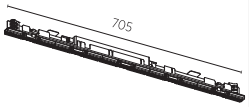

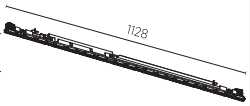

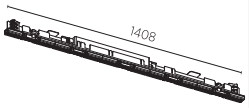

DE | Linearer Einsatz mit integriertem Light Cut Off zur Nutzung mit RICO Cover
EN | Linear insert with integrated light cut off for use with RICO cover



HYPRO 40 INSERTS


CENTRIQ 55*


MAGIQ 4*


MAGIQ WALLWASH


RICO LED LINE


CENTRIQ 40*


MAGIQ 8*


MAGIQ HOLLOW WALLWASH


LED LINE MICROPRISM


CENTRIQ 30*


LED LINE OPAL DIFFUSER


BLACK COVER


COLOR CHANNEL

* ALSO AVAILABLE AS DOUBLE VARIANTS

HADI-M

IP20 incl. 2000 6000 50/60Hz 220-240V A++



DIMENSION MM		WATT MAX.	LUMEN MAX.	CRI	ART.-NO STANDARD	ART.-NO DALI-DIM	1-29	1-29	TECHN. OPTIONS
1242 x 240		38	4660	90	810-0880	810-0882	◆	▲	CCT ↓ ⊤
1242 x 240		77	6010	90	810-0900	810-0902	◆	▲	CCT ↓ ⊤
1242 x 240		69	7680	90	810-0920	810-0922	◆	▲	CCT ↓ ⊤ CCTi
1242 x 240		69	7550	90		810-0942	◆	▲	CCT ↓ ⊤

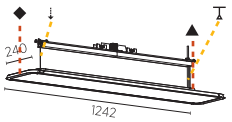



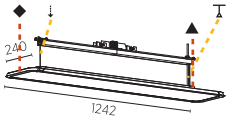

TUNABLE WHITE

CCT 30 40 — 3000 K 4000 K

SUSPENSION 01 02 — 2000 mm 6000 mm

FEED CABLE 01 02 03 04 05 — 06 07 08 09 10 — 6000 2000

CCTi 30 40 — 3000 K 4000 K

◆ ▲ CCT ↓ ⊤ CCTi
810-0920 03 03 30 01 04 40
white white 3000 2000 red 2000 4000

HADI-M SENSOR

IP20 incl. 2000 6000 50/60Hz 220-240V A++



DIMENSION MM		WATT MAX.	LUMEN MAX.	CRI	ART.-NO SENSOR RC	ART.-NO SENSOR CS	1-29	1-29	1-29	TECHN. OPTIONS
1242 x 240		38	4660	90	810-0890		◆	▲	●	CCT ↓ ⊤
1242 x 240		38	4660	90		810-0892	◆	▲	●	CCT ↓ ⊤
1242 x 240		77	6010	90	810-0910		◆	▲	●	CCT ↓ ⊤
1242 x 240		77	6010	90		810-0912	◆	▲	●	CCT ↓ ⊤
1242 x 240		69	7680	90	810-0930		◆	▲	●	CCT ↓ ⊤ CCTi
1242 x 240		69	7680	90		810-0932	◆	▲	●	CCT ↓ ⊤ CCTi
1242 x 240		69	7550	90		810-0952	◆	▲	●	CCT ↓ ⊤

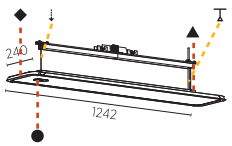



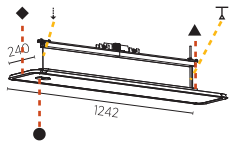

TUNABLE WHITE

CCT 30 40 — 3000 K 4000 K

SUSPENSION 01 02 — 2000 mm 6000 mm

FEED CABLE 01 02 03 04 05 — 06 07 08 09 10 — 6000 2000

CCTi 30 40 — 3000 K 4000 K

◆ ▲ ● CCT ↓ ⊤
810-0912 03 03 03 40 02 06
white white white 4000 6000 6000 red

Hinweise zu technischen Angaben auf Seite 893 | *Technical data are subject to our data policy on page 893*

HADI-Q

IP20 incl. 2000 6000 50/60Hz 220-240V A++



DIMENSION MM		WATT MAX.	LUMEN MAX.	CRI	ART.-NO STANDARD	ART.-NO DALI-DIM	1-29	1-29	TECHN. OPTIONS
1403 x 240		38	4660	90	810-0960	810-0962	◆	▲	CCT
1403 x 240		77	6010	90	810-0980	810-0982	◆	▲	CCT
1403 x 240		69	7680	90	810-1000	810-1002	◆	▲	CCT CCTi
1403 x 240		69	7550	90		810-1022	◆	▲	CCT

TUNABLE WHITE





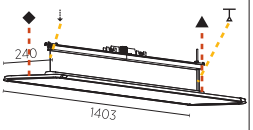

CCT	30	40
	3000 K	4000 K

SUSPENSION	01	02
	2000 mm	6000 mm

FEED CABLE	01	02	03	04	05	6000	2000
	06	07	08	09	10		

CCTi	30	40
	3000 K	4000 K

◆	▲	CCT		CCTi
810-1000	03	03	30	01	04	40
	white	white	3000	2000	2000 red	4000

HADI-Q SENSOR

IP20 incl. 2000 6000 50/60Hz 220-240V A++



DIMENSION MM		WATT MAX.	LUMEN MAX.	CRI	ART.-NO SENSOR RC	ART.-NO SENSOR CS	1-29	1-29	1-29	TECHN. OPTIONS
1403 x 240		38	4660	90	810-0970		◆	▲	●	CCT
1403 x 240		38	4660	90		810-0972	◆	▲	●	CCT
1403 x 240		77	6010	90	810-0990		◆	▲	●	CCT
1403 x 240		77	6010	90		810-0992	◆	▲	●	CCT
1403 x 240		69	7680	90	810-1010		◆	▲	●	CCT CCTi
1403 x 240		69	7680	90		810-1012	◆	▲	●	CCT CCTi
1403 x 240		69	7550	90		810-1032	◆	▲	●	CCT

TUNABLE WHITE

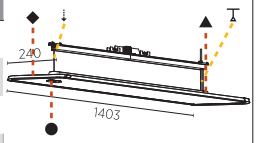



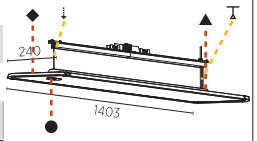

CCT	30	40
	3000 K	4000 K

SUSPENSION	01	02
	2000 mm	6000 mm

FEED CABLE	01	02	03	04	05	6000	2000
	06	07	08	09	10		

CCTi	30	40
	3000 K	4000 K

◆	▲	●	CCT		
810-0970	03	03	03	40	02	06
	white	white	4000	6000	6000 red	

SUPER-G
SLIM



UNILEVER HEADQUARTER | INDONESIA | ARCHITECTURE: AEDAS SINGAPORE | LIGHT PLANNING: INHABIT HONG KONG





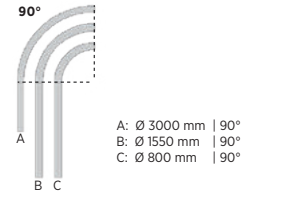

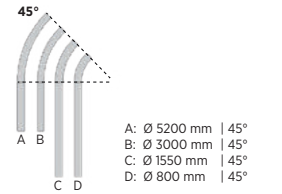

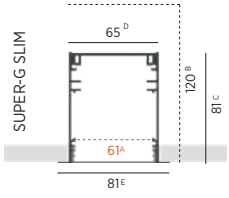

A: Opening width | B: Recess depth
C: Profile height | D: Profile width
E: Width including flunch

Dynamisch fließende Lichtlinien. Das Einbauprofilsystem SUPER-G SLIM zeichnet elegante, kurvenreiche Linien an Decken und Wände, die eine leistungsstarke und gleichmäßige Beleuchtung bieten. Verschiedene Kurvenelemente und Längen in Standardgrößen oder in kundenspezifischer Fertigung lassen viel kreativen Spielraum. Die gesamte Innenraumeinheit mit Reflektor, Treiber und LED-Board lässt sich unkompliziert wechseln.

A dynamically flowing line of light. The SUPER-G SLIM recessed profile system draws elegant, curvy lines on ceilings and walls that provide powerful and uniform lighting. Different curve elements and lengths in standard sizes or customized sizes offer a lot of creative scope. The entire internal unit with reflector, driver and LED board can be changed easily.

FREEDOM IN DESIGN

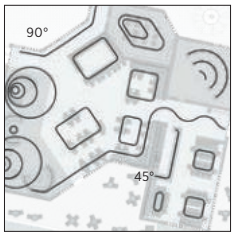

Die Bandbreite an geraden und unterschiedlich gebogenen Teilstücken gibt einen besonders hohen Freiraum bei der Gestaltung von einzigartigen Beleuchtungskonzepten.

The range of straight and differently curved sections gives a particularly high degree of freedom in the design of unique lighting concepts.

LED OPTIMIZED CONSTRUCTION



In Kombination mit einer weißen Grundplatte bildet der weiße interne Reflektor eine perfekte Mischkammer. Diese schafft ein homogenes Lichtbild ohne einzeln sichtbare LED-Punkte.

In combination with a white base plate, the white internal reflector creates a perfect mixing chamber. This creates a homogeneous light pattern without individually visible LED dots.

EXAMPLE

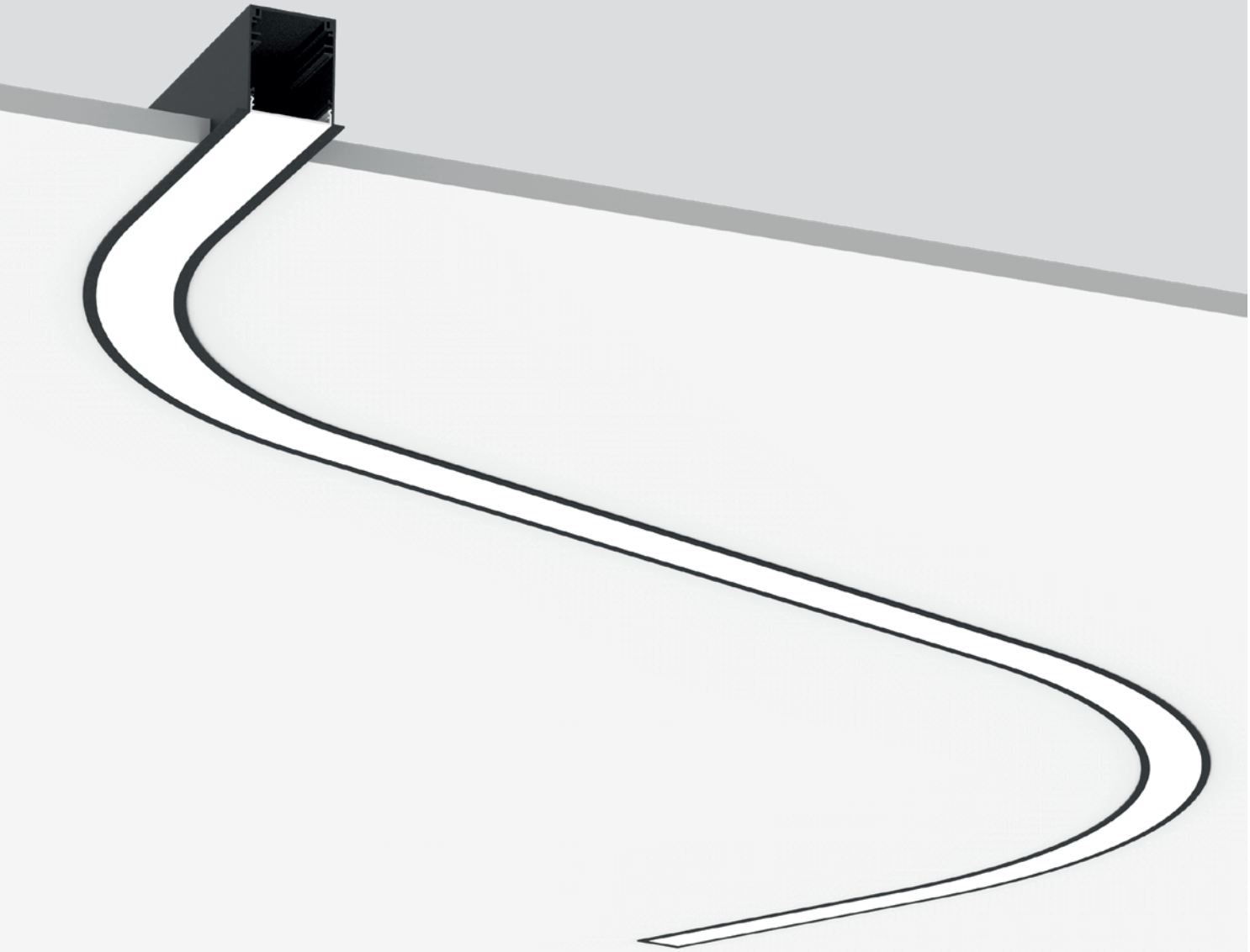

LATEST GENERATION OF ZHAGA LED BOARDS



UNIQUE LOCKING SYSTEM OF THE INSERTS



SPECIAL POSITIONING SYSTEM TO CONNECT



LINEAR CONNECTION NO LIGHT LEAKAGE



01 02 03 04 05 07 08 09 12 13 15 16 17 18 19 20 21 22 23 24 25 26 27 28 29

RAL Classic or any other special color on request


CAFETEEN



UNILEVER HEADQUARTER, INDONESIA | ARCHITECTURE: AEDAS SINGAPORE | LIGHT PLANNING: INHABIT HONG KONG

SUPER-G SLIM

KOMPONENTEN > COMPONENTS		DIMENSION MM	DIMENSION MM²	ART.-NO STANDARD	1-29	TECHN. OPTIONS		
	SUPER-G ENDTEIL *SUPER-G END CAP*	10x81 H: 81		81036	◆			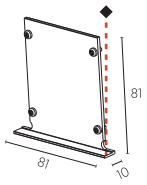

SUPER-G SLIM

	DIMENSION MM	LED	WATT MAX.	LUMEN MAX.	CRI	ART.-NO STANDARD	ART.-NO DALI-DIM	1-29	TECHN. OPTIONS	
	860x81 H: 81	3000 K	19.8	2210	80	240-1240	240-1242	◆	D	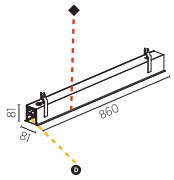
		4000 K	19.8	2300	80	240-1250	240-1252	◆	D	
	IP20			incl.	120	853 x 74	10-30	50/60Hz	220-240V	A++
	1140x81 H: 81	3000 K	26.4	2940	80	240-1000	240-1002	◆	D	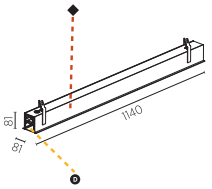
		4000 K	26.4	3060	80	240-1010	240-1012	◆	D	
	IP20			incl.	120	1150 x 72	10-30	50/60Hz	220-240V	A++
	1420x81 H: 81	3000 K	33.0	3680	80	240-1300	240-1302	◆	D	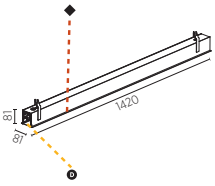
		4000 K	33.0	3830	80	240-1310	240-1312	◆	D	
	IP20			incl.	120	1413 x 74	10-30	50/60Hz	220-240V	A++
	1720x81 H: 81	3000 K	39.6	4410	80	240-1340	240-1342	◆	D	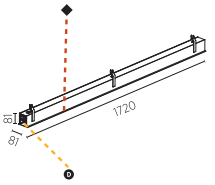
		4000 K	39.6	4600	80	240-1350	240-1352	◆	D	
	IP20			incl.	120	1720 x 72	10-30	50/60Hz	220-240V	A++
	2000x81 H: 81	3000 K	46.2	5150	80	240-1020	240-1022	◆	D	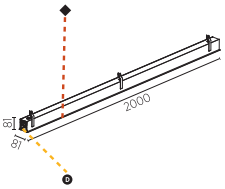
		4000 K	46.2	5360	80	240-1030	240-1032	◆	D	
	IP20			incl.	120	2010 x 72	10-30	50/60Hz	220-240V	A++

...01 OPAL | ...02 MICRO-PRISM | D DIFFUSER

ORDER EXAMPLE: ◆ D **240-1012 - 02 01** (black / opal)

SUPER-G SLIM 800/45°

	DIMENSION MM	LED	WATT MAX.	LUMEN MAX.	CRI	ART.-NO STANDARD	ART.-NO DALI-DIM	1-29	TECHN. OPTIONS	
	313x106 H: 81	3000 K	6.6	740	80	240-1040	240-1042	◆	D	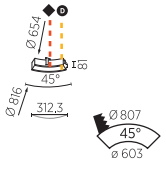
		4000 K	6.6	770	80	240-1050	240-1052	◆	D	
	IP20			incl.	120	807/663	10-30	50/60Hz	220-240V	A++

...01 OPAL | ...02 MICRO-PRISM | D DIFFUSER

ORDER EXAMPLE: ◆ D **240-1052 - 02 01** (black / opal)

Hinweise zu technischen Angaben auf Seite 893 | *Technical data are subject to our data policy on page 893*

SUPER-G SLIM 800/90°

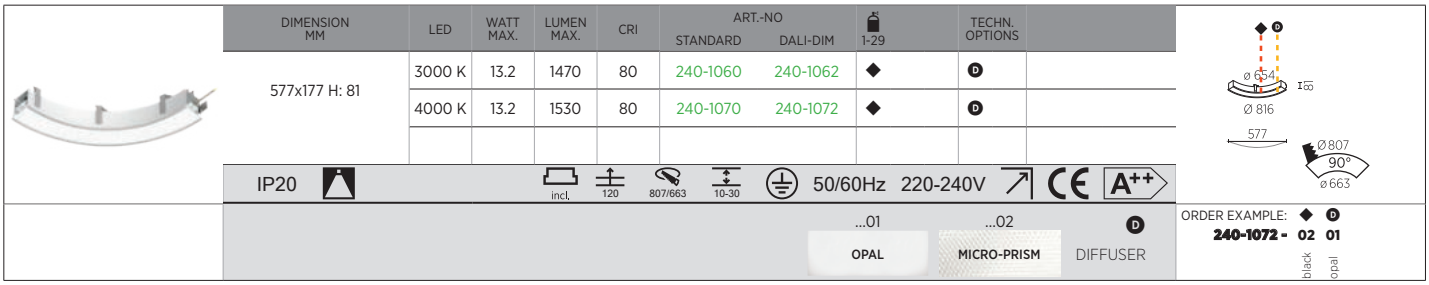

DIMENSION MM	LED	WATT MAX.	LUMEN MAX.	CRI	ART.-NO STANDARD	ART.-NO DALI-DIM	1-29	TECHN. OPTIONS
577x177 H: 81	3000 K	13.2	1470	80	240-1060	240-1062	◆	D
	4000 K	13.2	1530	80	240-1070	240-1072	◆	D

IP20 | incl. | 120 | 807/663 | 10-30 | 50/60Hz 220-240V | A++

...01 OPAL | ...02 MICRO-PRISM | D DIFFUSER

ORDER EXAMPLE: ◆ D **240-1072 - 02 01** (black, opal)

SUPER-G SLIM 1550/45°

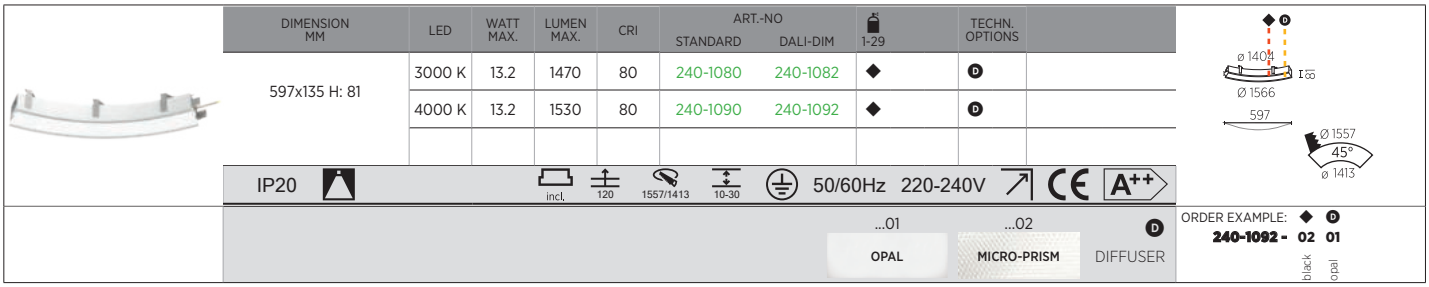

DIMENSION MM	LED	WATT MAX.	LUMEN MAX.	CRI	ART.-NO STANDARD	ART.-NO DALI-DIM	1-29	TECHN. OPTIONS
597x135 H: 81	3000 K	13.2	1470	80	240-1080	240-1082	◆	D
	4000 K	13.2	1530	80	240-1090	240-1092	◆	D

IP20 | incl. | 120 | 1557/1413 | 10-30 | 50/60Hz 220-240V | A++

...01 OPAL | ...02 MICRO-PRISM | D DIFFUSER

ORDER EXAMPLE: ◆ D **240-1092 - 02 01** (black, opal)

SUPER-G SLIM 1550/90°

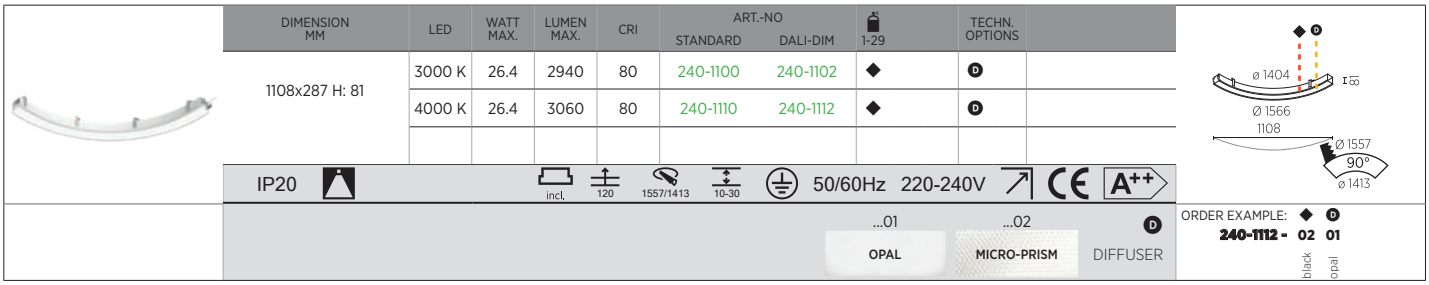

DIMENSION MM	LED	WATT MAX.	LUMEN MAX.	CRI	ART.-NO STANDARD	ART.-NO DALI-DIM	1-29	TECHN. OPTIONS
1108x287 H: 81	3000 K	26.4	2940	80	240-1100	240-1102	◆	D
	4000 K	26.4	3060	80	240-1110	240-1112	◆	D

IP20 | incl. | 120 | 1557/1413 | 10-30 | 50/60Hz 220-240V | A++

...01 OPAL | ...02 MICRO-PRISM | D DIFFUSER

ORDER EXAMPLE: ◆ D **240-1112 - 02 01** (black, opal)

SUPER-G SLIM 3000/45°

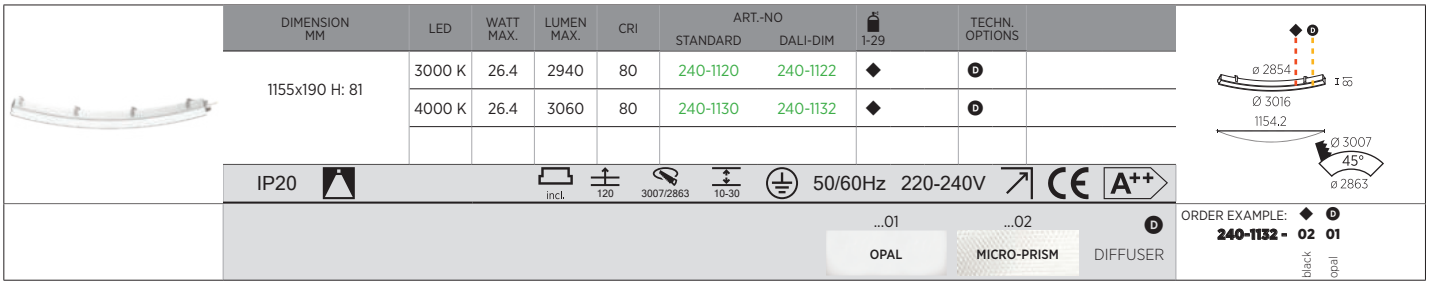

DIMENSION MM	LED	WATT MAX.	LUMEN MAX.	CRI	ART.-NO STANDARD	ART.-NO DALI-DIM	1-29	TECHN. OPTIONS
1155x190 H: 81	3000 K	26.4	2940	80	240-1120	240-1122	◆	D
	4000 K	26.4	3060	80	240-1130	240-1132	◆	D

IP20 | incl. | 120 | 3007/2863 | 10-30 | 50/60Hz 220-240V | A++

...01 OPAL | ...02 MICRO-PRISM | D DIFFUSER

ORDER EXAMPLE: ◆ D **240-1132 - 02 01** (black, opal)

SUPER-G SLIM 3000/90°

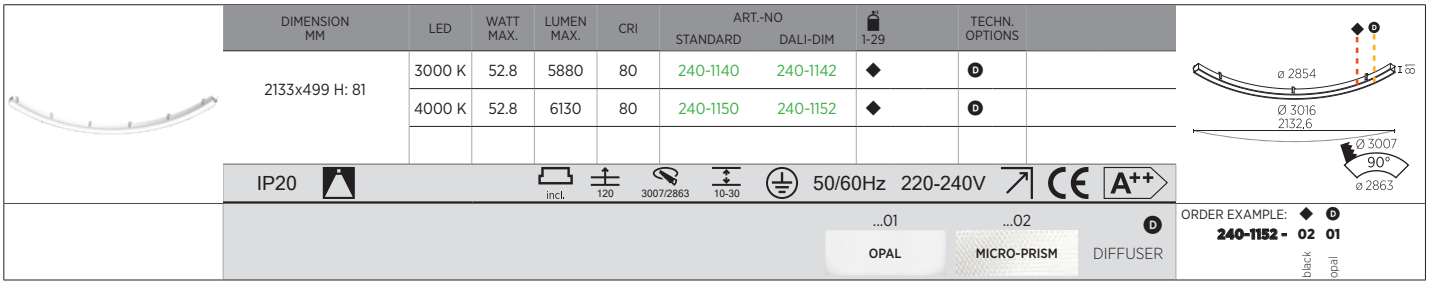

DIMENSION MM	LED	WATT MAX.	LUMEN MAX.	CRI	ART.-NO STANDARD	ART.-NO DALI-DIM	1-29	TECHN. OPTIONS
2133x499 H: 81	3000 K	52.8	5880	80	240-1140	240-1142	◆	D
	4000 K	52.8	6130	80	240-1150	240-1152	◆	D

IP20 | incl. | 120 | 3007/2863 | 10-30 | 50/60Hz 220-240V | A++

...01 OPAL | ...02 MICRO-PRISM | D DIFFUSER

ORDER EXAMPLE: ◆ D **240-1152 - 02 01** (black, opal)

SUPER-G SLIM 5200/45°

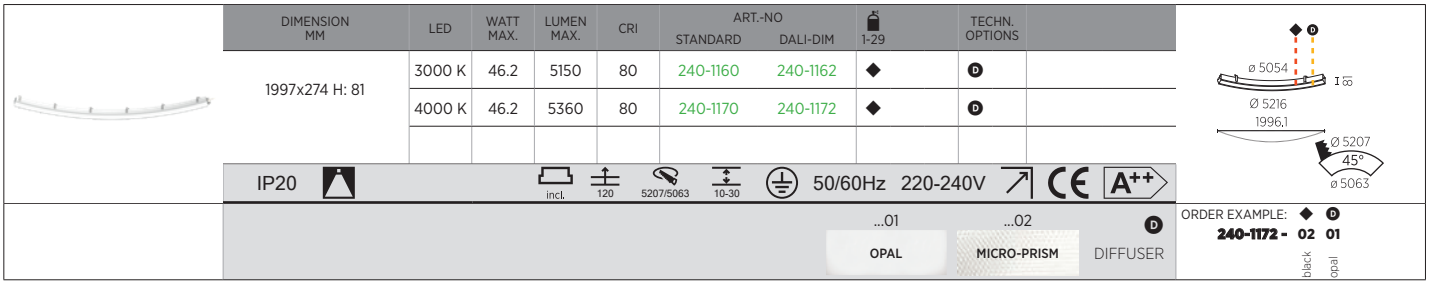

DIMENSION MM	LED	WATT MAX.	LUMEN MAX.	CRI	ART.-NO STANDARD	ART.-NO DALI-DIM	1-29	TECHN. OPTIONS
1997x274 H: 81	3000 K	46.2	5150	80	240-1160	240-1162	◆	D
	4000 K	46.2	5360	80	240-1170	240-1172	◆	D

IP20 | incl. | 120 | 5207/5063 | 10-30 | 50/60Hz 220-240V | A++

...01 OPAL | ...02 MICRO-PRISM | D DIFFUSER

ORDER EXAMPLE: ◆ D **240-1172 - 02 01** (black, opal)



ZAHNARZT HAFNER, AUSTRIA | PHOTO: MATTHIAS WEISSENGRUBER | ARCHITECT: HANNES MICHELON | LIGHT PLANNING: PROLICHT



3.1

ANBAU SURFACE

LEUCHTEN
LIGHTS

3.1

ANBAU | SURFACE
LEUCHTEN | LIGHTS

2LOOK4 › 422



SPEED WALL
UPLIGHT
423

DICE › 424



DICE WALL
426

PI² › 430



PI²
431

SMOOTHY › 432, 436



SMOOTHY
434



SMOOTHY FLAT
434



SMOOTHLINE
438

SIGN › 440, 444, 450



SIGN
442



SIGN DIVA
446



SIGN DIVA KORONA
449



SIGN DIVA IP54
452 **NEW**



SIGN DIVA IP54
KORONA **NEW**
452

GLORIOUS › 454, 460, 464



GLORIOUS
458



GLORIOUS SLIM
459



QUANTUM
462



VICTORY
466

HADI › 468



HADI-M
470 **NEW**



HADI-Q
471 **NEW**

2LOOK4
SPEED WALL UPLIGHT



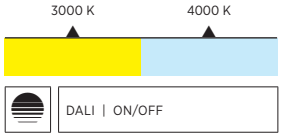

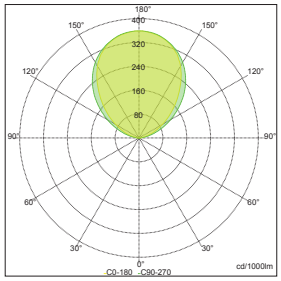

Sample:
ART. N° 310-3410- 00 00, 3000 K, OPAL

Die beliebte SPEED WALL UPLIGHT erfuhr eine grundlegende Modernisierung und Aktualisierung. Um verfügbare Ressourcen schonend zu nutzen, wurde die Leuchte auf aktuellste LED-Technologie umgestellt und bietet weiter den bekannten, ansprechenden, visuellen Effekt, bei gleichzeitiger Senkung des Energiebedarfs. Für den Korpus stehen 25 PROLICHT-Farben zur Verfügung.

The popular SPEED WALL UPLIGHT has undergone a major update and upgrade. To conserve available resources, the luminaire has been converted to the latest LED technology and offers the familiar, appealing, visual effect, while at the same time reducing energy consumption. The housing is available in 25 PROLICHT colors.



COLOR

◆ HOUSING ▲ END CAP

RAL Classic or any other special color on request

SHAPE

DIMENSION mm

605x195 H:50 320x195 H:50

OPTICS

COLOR TEMPERATURE

3000 K

4000 K

CONTROL

STANDARD ON | OFF

DALI DIM

ON REQUEST

ADDITIONAL OPTIONS

INDIVIDUAL SIZES

SPECIAL COLOR TEMPERATURE

SPECIAL CONTROL OPTIONS

RGB | TUNABLE WHITE

EMERGENCY LIGHTING

SPEED WALL UPLIGHT

IP20 incl. 50/60Hz 220-240V A++



DIMENSION MM	LED	WATT MAX.	LUMEN MAX.	CRI	ART.-NO STANDARD	ART.-NO DALI-DIM	0-29	0-29	TECHN. OPTIONS	
320x195 H: 50	3000 K	27.4	3300	80	310-3380	310-3382	◆	▲		
	4000 K	27.4	3520	80	310-3390	310-3392	◆	▲		
605x195 H: 50	3000 K	54.8	6610	80	310-3410	310-3412	◆	▲		
	4000 K	54.8	7040	80	310-3420	310-3422	◆	▲		

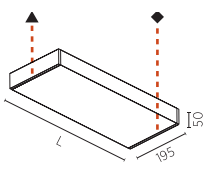

MAKE IT YOURS!

CONFIGURE ONLINE:
PROLICHT.AT/2LOOK4



DICE
WALL



HOTEL GRAUER BÄR, AUSTRIA | PHOTO: MARTIN VANDORY

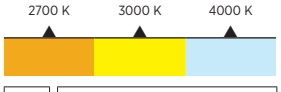



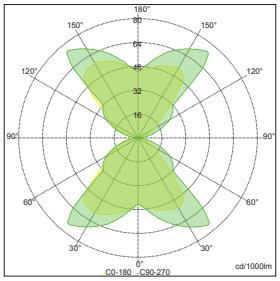

Sample:
ART. Nº 310-2310- 03, 2700 K,
DIRECT/INDIRECT

Der Lichtwürfel DICE WALL für die Wandmontage ist prädestiniert für ungewöhnliche Lichtinstallationen. Ermöglicht wird dies über die Addition mehrerer Würfel und die Überschneidungen des symmetrischen Indirekt- und Direktlichts. Die LED-Lichtquelle der Leuchte bleibt dabei immer unsichtbar. Spezielle Farbeinsätze und die PROLICHT-Farben für das Gehäuse verstärken die Individualisierungsmöglichkeiten der Leuchte.

The DICE WALL light cube for wall mounting is perfect for unusual light installations. This is made possible by adding several cubes and overlapping symmetrical indirect and direct light. The LED light source of the luminaire always remains invisible. Special color inserts and the PROLICHT colors for the housing reinforce the luminaire's customization possibilities.

GLARE-FREE WALL MOUNTING



Unabhängig von der Montagehöhe bleibt das LED Leuchtmittel unsichtbar und schafft ein komfortables, blendfreies Wandlicht. Die ideale Wahl zur Beleuchtung von Stiegen und Korridoren.

Regardless of the mounting height, the LED source remains invisible and creates a high-comfort, glare-free wall light. DICE WALL is the ideal choice for lighting staircases and corridors.

TWO SIZES / HIDDEN LED



Die Wandanbauleuchte ist in zwei verschiedenen Größen erhältlich. Dank des integrierten Treibers eignet sich die Leuchte zur Montage an Hohlraum- und Betonwänden.

The wall-mounted luminaire is available in two different sizes. Thanks to the integrated driver, the luminaire is also suitable for mounting on concrete and cavity walls.

3D LIGHTING PATTERNS



Auf Anfrage sind bei PROLICHT Montageschablonen erhältlich mit denen verschiedene wohldurchdachte Anordnungen realisiert werden können, dies sowohl mit einer als auch zwei Gehäusegrößen.

On request, PROLICHT assembly templates are available with which various carefully designed arrangements can be realized, both with one and two housing sizes.



COLOR

◆ HOUSING

RAL Classic or any other special color on request

SHAPE

DIMENSION mm

100x100 H: 100 | 120x120 H: 120

FEATURES

COLOR INSERTS 7 COLORS

SLIT INSERT

90x90 H:11 | 100 mm | 110x110 H:11 | 120 mm

2-SLIT INSERT

90x90 H:11 | 100 mm | 110x110 H:11 | 120 mm

ON REQUEST

ADDITIONAL OPTIONS

INDIVIDUAL SIZES

SPECIAL COLOR TEMPERATURE

SPECIAL CONTROL OPTIONS

OPTICS

CCT **COLOR TEMPERATURE**

2700 K

3000 K

4000 K

LIGHT DISTRIBUTION

DIRECT + INDIRECT

CONTROL

STANDARD ON | OFF









MAKE IT YOURS!

CONFIGURE ONLINE:
PROLICHT.AT/DICE



DICE WALL

IP20 incl. 50/60Hz 220-240V A++

DIMENSION MM	LED	WATT MAX.	LUMEN MAX.	CRI	ART.-NO STANDARD	ART.-NO DALI-DIM	1-29	TECHN. OPTIONS	
100x100 H: 100	2700 K	6.7	220	90	310-2340		◆		
	3000 K	6.7	230	90	310-2350		◆		
	4000 K	6.7	240	90	310-2360		◆		
120x120 H: 120	2700 K	6.7	220	90	310-2310		◆		
	3000 K	6.7	230	90	310-2320		◆		
	4000 K	6.7	240	90	310-2330		◆		

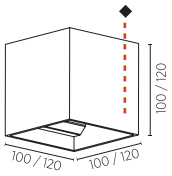

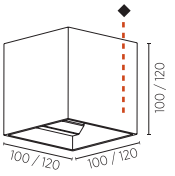

KANN-ZUBEHÖR > CAN-HAVE ACCESSORY		DIMENSION MM	ART.-NO	1-29	TECHN. OPTIONS			
	*FARBEINSATZ 100MM COLOUR INSERTS 100MM*	90x90 H: 11	55-100B	◆			BLUE	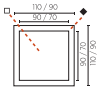
		90x90 H: 11	55-100G	◆			GREEN	
		90x90 H: 11	55-100O	◆			ORANGE	
		90x90 H: 11	55-100R	◆			RED	
		90x90 H: 11	55-100S	◆			SATINIERT	
		90x90 H: 11	55-100T	◆			TRANSPARENT	
		90x90 H: 11	55-100Y	◆			YELLOW	
	*FARBEINSATZ 120MM COLOUR INSERTS 120MM*	110x110 H: 11	55-120B	◆			BLUE	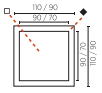
		110x110 H: 11	55-120G	◆			GREEN	
		110x110 H: 11	55-120O	◆			ORANGE	
		110x110 H: 11	55-120R	◆			RED	
		110x110 H: 11	55-120S	◆			SATINIERT	
		110x110 H: 11	55-120T	◆			TRANSPARENT	
		110x110 H: 11	55-120Y	◆			YELLOW	
	*SCHLITZEINSATZ (2-FACH) 100MM 2-SLIT INSERT 100MM*	90x90 H: 11	55-101L	◆				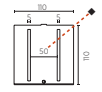
	*SCHLITZEINSATZ (2-FACH) 120MM 2-SLIT INSERT 120MM*	110x110 H: 11	55-121L	◆				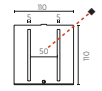
	*SCHLITZEINSATZ 100MM SLIT INSERT 100MM*	90x90 H: 11	55-100L	◆				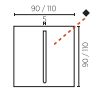
	*SCHLITZEINSATZ 120MM SLIT INSERT 120MM*	110x110 H: 11	55-120L	◆				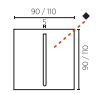

Hinweise zu technischen Angaben auf Seite 893 | *Technical data are subject to our data policy on page 893*





SEVERIN S* ALPINE RETREAT, AUSTRIA | PHOTO: CHRISTOPH HASIBEDER | ARCHITECT: REINHARD STRASSER





PRIVATE RESIDENCE PM, AUSTRIA | PHOTO: ARMIN KUPRIAN | ARCHITECT: CHRISTOF HRDLOVICS | LIGHT PLANNING: PROLICHT



PRIVATE RESIDENCE, BOR | LICHT PLANNING: EXPOLIGHT



PRIVATE RESIDENCE, GÖTZENS, AUSTRIA | PHOTO: DIE FOTOGRAFEN | ARCHITECT: MARTIN EBNER



PI²
STANDARD



3000 K | 4000 K

DALI | CASAMBI | PUSH-DIM
PHASE-CUT | ON/OFF

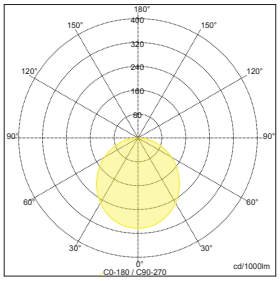

Sample:
ART. N° 31400- 03 01, 4000 K, OPAL

PI² als quadratische Anbau-Leuchte ist eine harmonische Wahl für viele Raumsituationen. Als Wand- oder Deckenleuchte, in zwei verfügbaren Größen und mit vier unterschiedlichen Diffusoren bestückbar, ist sie vielseitig einsetzbar. Sie gestattet eine Nutzung als dezenter Beleuchtungskörper oder als explizites Blickfang-Objekt. Dabei überzeugt die LED-Leuchte auch durch ihre einfache, schnelle und werkzeuglose Gehäusemontage für Wartungen.

PI² as a square mounted luminaire is a harmonious choice for many room situations. As a wall or ceiling luminaire, available in two sizes and with four different diffusers, it is versatile. It can also be used as as a discreet lighting fixture or as an explicit focal feature. The LED light also impressively features simple, fast and tool-free housing installation for maintenance.

TOOL-FREE MAINTENANCE



Diese Leuchten sind mit einem internen Verriegelungsmechanismus zum schnellen, werkzeuglosen Ein- und Ausbau des Gehäuses für die Wartung ausgestattet.

This family is equipped with an internal locking mechanism for quick and tool-free installation and removal of the housing for maintenance.

OPAL / MICRO-PRISM DIFFUSER



Alle Leuchten können mit einem opalen Diffusor für eine gleichmäßige Lichtverteilung, oder einer mikro-prismatischen Abdeckung für einen erhöhten visuellen Komfort eingesetzt werden.

All luminaires can be used with an opal diffuser for even light distribution or a micro-prismatic cover for increased visual comfort.

ESD PROTECTION



Alle LED-Boards sind durch ein hochtransparentes Acrylglas vor elektrostatischen Entladungen (Electrostatic Discharge – ESD) und direktem Kontakt mit der LED geschützt.

All LED boards are protected from electrostatic discharge (ESD) and direct contact with the LED by a highly transparent acrylic glass.



COLOR

◆ HOUSING

RAL Classic or any other special color on request

SHAPE

SIZE H: 60 | mm

600x600 370x370

CONTROL

STANDARD ON | OFF

DALI DIM

OPTICS

COLOR TEMPERATURE

3000 K

4000 K

DIFFUSER

OPAL

MICRO PRISM

ON REQUEST

ADDITIONAL OPTIONS

INDIVIDUAL SIZES

SPECIAL COLOR TEMPERATURE

SPECIAL CONTROL OPTIONS

RGB | TUNABLE WHITE

EMERGENCY LIGHTING

SPECIAL DIFFUSERS

PI²

IP20 incl. 50/60Hz 220-240V A++

DIMENSION MM	LED	WATT MAX.	LUMEN MAX.	CRI	ART.-NO STANDARD	ART.-NO DALI-DIM	1-29	TECHN. OPTIONS
370x370 H: 60	3000 K	12.4	1140	80	31370	31372	◆	Ⓓ
	4000 K	12.4	1180	80	31380	31382	◆	Ⓓ
600x600 H: 60	3000 K	49.7	5710	80	31390	31392	◆	Ⓓ
	4000 K	49.7	5920	80	31400	31402	◆	Ⓓ

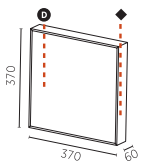

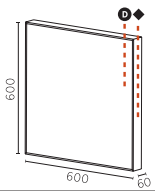

...01 OPAL | ...02 MICRO-PRISM | Ⓓ DIFFUSER

ORDER EXAMPLE: ◆ Ⓓ
31380 - 02 01
black opal

MAKE IT YOURS!

CONFIGURE ONLINE:
PROLICHT.AT/PI



SMOOTHY
STANDARD | FLAT



KUETTEL | SWITZERLAND | PHOTO: KUETTEL

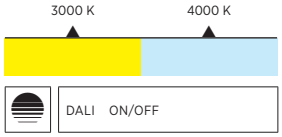

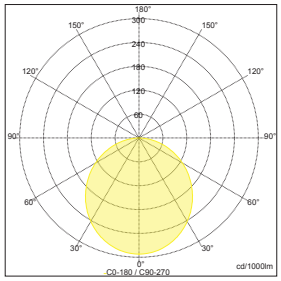

Sample:
ART. N° 31520- 03 01, 3000 K, OPAL

Die quadratischen SMOOTHY und SMOOTHY FLAT LED-Anbauleuchten sorgen mit ihrem SOFT EDGE Design mit den charakteristischen, weich gerundeten Ecken für klare Akzente in der Raumgestaltung. Bei der SMOOTHY FLAT für die Wandmontage wurde die Höhe des Gehäuses auf das mögliche Minimum beschränkt. Unterschiedliche Diffusoren und der Einsatz der 25 PROLICHT-Farben bieten kreative Variationsmöglichkeiten.

The square SMOOTHY and SMOOTHY FLAT LED surface-mounted luminaires with their SOFT EDGE design featuring characteristic, softly rounded corners provide clear accents in the interior design. With the SMOOTHY FLAT for wall mounting, the depth of the housing has been reduced to the minimum possible. Different diffusers and the use of the 25 PROLICHT colors offer a creative variation of possibilities.

TOOL-FREE MAINTENANCE



Diese Leuchten sind mit einem internen Verriegelungsmechanismus zum schnellen, werkzeuglosen Ein- und Ausbau des Gehäuses für die Wartung ausgestattet.

This family is equipped with an internal locking mechanism for quick and tool-free installation and removal of the housing for maintenance.

OPAL / MICRO-PRISM DIFFUSER



Alle Leuchten können mit einem opalen Diffusor für eine gleichmäßige Lichtverteilung, oder einer mikro-prismatischen Abdeckung für einen erhöhten visuellen Komfort eingesetzt werden.

All luminaires can be used with an opal diffuser for even light distribution or a micro-prismatic cover for increased visual comfort.

ESD PROTECTION



Alle LED-Boards sind durch ein hochtransparentes Acrylglas vor elektrostatischen Entladungen (Electrostatic Discharge – ESD) und direktem Kontakt mit der LED geschützt.

All LED boards are protected from electrostatic discharge (ESD) and direct contact with the LED by a highly transparent acrylic glass.

SOFT EDGE DESIGN



Der Kontrast zwischen weich geschwungenen Linien und kräftigen Konturen sorgt dafür, dass sich die Leuchte harmonisch in nahezu jedes Raumkonzept einfügt.

The contrast between softly curved lines and powerful contours ensures that the luminaire blends harmoniously into almost any room concept.



COLOR

◆ HOUSING

RAL Classic or any other special color on request

SHAPE

DIMENSION	SMOOTHY
600x600 H: 120 mm	370x370 H: 120 mm

	SMOOTHY FLAT
600x600 H: 60 mm	370x370 H: 60 mm

ON REQUEST

ADDITIONAL OPTIONS
INDIVIDUAL SIZES
SPECIAL COLOR TEMPERATURE
SPECIAL CONTROL OPTIONS
EMERGENCY LIGHTING
RGB | TUNABLE WHITE
SPECIAL DIFFUSERS

OPTICS

CCT COLOR TEMPERATURE
3000 K
4000 K

DIFFUSER
OPAL
MICRO PRISM

CONTROL
STANDARD ON | OFF
DALI DIM







MAKE IT YOURS!

CONFIGURE ONLINE:
PROLICHT.AT/SMOOTHY



SMOOTHY

IP20 incl. 50/60Hz 220-240V A++



DIMENSION MM	LED	WATT MAX.	LUMEN MAX.	CRI	ART.-NO STANDARD	ART.-NO DALI-DIM	1-29	TECHN. OPTIONS
370x370 H: 120	3000 K	12.4	1450	80	31490	31492	◆	D
	4000 K	12.4	1500	80	31500	31502	◆	D

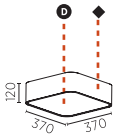



DIMENSION MM	LED	WATT MAX.	LUMEN MAX.	CRI	ART.-NO STANDARD	ART.-NO DALI-DIM	1-29	TECHN. OPTIONS
600x600 H: 120	3000 K	49.7	5780	80	31520	31522	◆	D
	4000 K	49.7	5990	80	31530	31532	◆	D

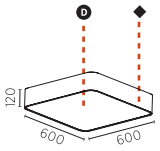

	...01	...02	D
	OPAL	MICRO-PRISM	DIFFUSER

ORDER EXAMPLE: ◆ D
31500 - 02 01
black opal

SMOOTHY FLAT

IP20 incl. 50/60Hz 220-240V A++



DIMENSION MM	LED	WATT MAX.	LUMEN MAX.	CRI	ART.-NO STANDARD	ART.-NO DALI-DIM	1-29	TECHN. OPTIONS
370x370 H: 60	3000 K	12.4	1200	80	310-2390	310-2392	◆	
	4000 K	12.4	1250	80	310-2400	310-2402	◆	

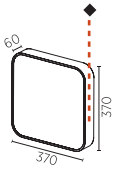



DIMENSION MM	LED	WATT MAX.	LUMEN MAX.	CRI	ART.-NO STANDARD	ART.-NO DALI-DIM	1-29	TECHN. OPTIONS
600x600 H: 60	3000 K	49.7	4810	80	310-2410	310-2412	◆	
	4000 K	49.7	4980	80	310-2420	310-2422	◆	

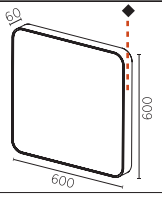

Hinweise zu technischen Angaben auf Seite 893 | *Technical data are subject to our data policy on page 893*

SMOOTHY
SMOOTHLINE



ADVOCATFIRMAET GRETTE, NORWAY | PHOTO: HANNE BRULAND | ARCHITECTURE & GRID DESIGN | LIGHT PLANNING: LIGHT HOUSE





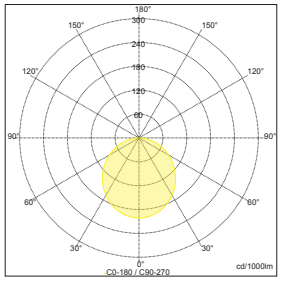

Sample:
ART. N° 310-1480- 03 01, 4000 K, OPAL

Ein prägnantes Gehäuse, eine starke Linienführung und das charmante SOFT EDGE Design sind die klaren Erkennungszeichen der Anbauvariante der SMOOTHLINE. Mit der LED-Flächenleuchte lassen sich PUBLIC, CORPORATE, HOSPITALY oder RETAIL Räume dynamisch und charaktervoll gestalten. Unterschiedliche Diffusoren sorgen für eine angenehme Grund- oder auch eine blendfreie Arbeitsplatzbeleuchtung.

A striking housing, strong lines and the charming SOFT EDGE design are the clear distinguishing features of the SMOOTHLINE surface-mounted variant. With this LED surface light, PUBLIC, CORPORATE, HOSPITALITY or RETAIL areas can be designed to be dynamic and full of character. Different diffusers provide pleasant basic or glare-free workplace lighting.

OPAL / MICRO-PRISM DIFFUSER



Alle Leuchten können mit einem opalen Diffusor für eine gleichmäßige Lichtverteilung, oder einer mikro-prismatischen Abdeckung für einen erhöhten visuellen Komfort eingesetzt werden.

All luminaires can be used with an opal diffuser for even light distribution or a micro-prismatic cover for increased visual comfort.

ESD PROTECTION



Alle LED-Boards sind durch ein hochtransparentes Acrylglas vor elektrostatischen Entladungen (Electrostatic Discharge – ESD) und direktem Kontakt mit der LED geschützt.

All LED boards are protected from electrostatic discharge (ESD) and direct contact with the LED by a highly transparent acrylic glass.

SOFT EDGE DESIGN



Der Kontrast zwischen weich geschwungenen Linien und kräftigen Konturen sorgt dafür, dass sich die Leuchte harmonisch in nahezu jedes Raumkonzept einfügt.

The contrast between softly curved lines and powerful contours ensures that the luminaire blends harmoniously into any room concept



COLOR

◆ HOUSING

RAL Classic or any other special color on request

SHAPE

DIMENSION	H: 120 mm
630x200	
930x200	
1230x200	
1530x200	

ON REQUEST

ADDITIONAL OPTIONS
INDIVIDUAL SIZES
SPECIAL COLOR TEMPERATURE
SPECIAL CONTROL OPTIONS
EMERGENCY LIGHTING
RGB | TUNABLE WHITE
SPECIAL DIFFUSERS

OPTICS

CCT	COLOR TEMPERATURE
	3000 K
	4000 K

DIFFUSER
OPAL
MICRO PRISM

CONTROL
STANDARD ON | OFF
DALI DIM







MAKE IT YOURS!

CONFIGURE ONLINE:
PROLICHT.AT/SMOOTHY



SMOOTHLINE

IP20 incl. 50/60Hz 220-240V A++

	DIMENSION MM	LED	WATT MAX.	LUMEN MAX.	CRI	ART.-NO STANDARD	ART.-NO DALI-DIM	1-29	TECHN. OPTIONS	
	630x200 H: 120	3000 K	19.1	1530	80	310-1410	310-1412	◆	D	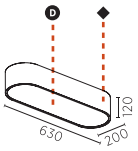
		4000 K	19.1	1680	80	310-1420	310-1422	◆	D	
	930x200 H: 120	3000 K	28.7	2290	80	310-1430	310-1432	◆	D	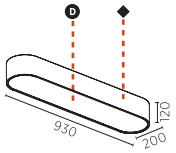
		4000 K	28.7	2520	80	310-1440	310-1442	◆	D	
	1230x200 H: 120	3000 K	38.3	3060	80	310-1450	310-1452	◆	D	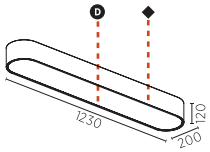
		4000 K	38.3	3360	80	310-1460	310-1462	◆	D	
	1530x200 H: 120	3000 K	47.8	3820	80	310-1470	310-1472	◆	D	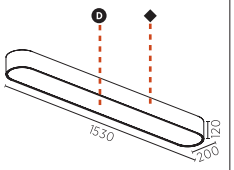
		4000 K	47.8	4200	80	310-1480	310-1482	◆	D	

	...01	...02	D	ORDER EXAMPLE: ◆ D
	OPAL	MICRO-PRISM	DIFFUSER	310-1420 - 02 01 (black, opal)

Hinweise zu technischen Angaben auf Seite 893 | *Technical data are subject to our data policy on page 893*

SIGN
STANDARD



SOZIALZENTRUM SCHLADMING, AUSTRIA | LIGHT PLANNING: SHOUP | PHOTO: SIMON FISCHBACHER

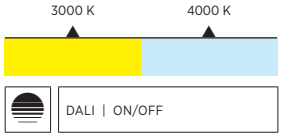

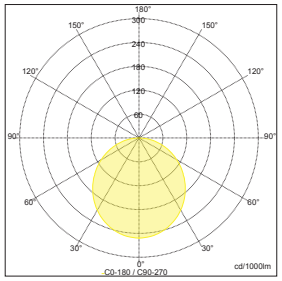

Sample:
ART. N° 310-1520- 03 01, 4000 K, OPAL

Die kreisrunde SIGN Leuchte als Anbauversion ist eine klassische LED-Flächenleuchte, die dem Gestalter viel Spielraum bietet. Der prägnante, nahtlose Rahmen lässt sich in 25 PROLICHT-Farben gestalten und optional mit dem KORONA SHINE Effekt kombinieren. Dieser schmale transparente Plexiglasring gibt den Leuchten eine besondere Anmutung, ohne die Lichtfarbe zu beeinträchtigen.

The circular SIGN luminaire as a surface-mounted version is a classic LED panel luminaire that offers the designer a great deal of creative freedom. The striking, seamless frame can be designed in 25 PROLICHT colors and optionally combined with the KORONA SHINE effect. This narrow, transparent Plexiglas ring gives the lights a special appeal, without affecting the light color.

OPAL / MICROPRISM DIFFUSER



Alle Leuchten können mit einem opalen Diffusor für eine gleichmäßige Lichtverteilung, oder einer mikro-prismatischen Abdeckung für einen erhöhten visuellen Komfort eingesetzt werden.

All luminaires can be used with an opal diffuser for even light distribution or a micro-prismatic cover for increased visual comfort.

ESD PROTECTION



Alle LED-Boards sind durch ein hochtransparentes Acrylglas vor elektrostatischen Entladungen (Electrostatic Discharge – ESD) und direktem Kontakt mit der LED geschützt.

All LED boards are protected from electrostatic discharge (ESD) and direct contact with the LED by a highly transparent acrylic glass.



COLOR

◆ HOUSING

RAL Classic or any other special color on request

SHAPE

DIAMETER			mm
Ø 470	Ø 650	Ø 950	Ø 1250

ON REQUEST

ADDITIONAL OPTIONS
INDIVIDUAL SIZES
SPECIAL COLOR TEMPERATURE
SPECIAL CONTROL OPTIONS
EMERGENCY LIGHTING
RGB | TUNABLE WHITE
SPECIAL DIFFUSERS

OPTICS

CCT COLOR TEMPERATURE
3000 K
4000 K

DIFFUSER
OPAL
MICRO PRISM

CONTROL
STANDARD ON | OFF
DALI DIM







MAKE IT YOURS!

CONFIGURE ONLINE:
PROLICHT.AT/SIGN



SIGN

IP20 incl. 50/60Hz 220-240V A++

	DIMENSION MM	LED	WATT MAX.	LUMEN MAX.	CRI	ART.-NO STANDARD	ART.-NO DALI-DIM	1-29	TECHN. OPTIONS	
	Ø 470 H: 120	3000 K	31.9	3230	80	310-1980	310-1982	◆	D	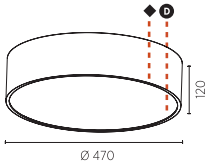
		4000 K	31.9	3550	80	310-1990	310-1992	◆	D	
	Ø 650 H: 120	3000 K	60.6	6140	80	310-1490	310-1492	◆	D	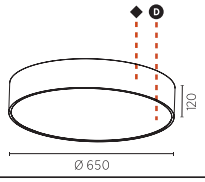
		4000 K	60.6	6740	80	310-1500	310-1502	◆	D	
	Ø 950 H: 120	3000 K	118.0	11950	80	310-1510	310-1512	◆	D	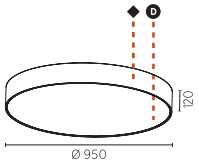
		4000 K	118.0	13120	80	310-1520	310-1522	◆	D	
	Ø 1250 H: 120	3000 K	194.6	18880	80	310-1530	310-1532	◆		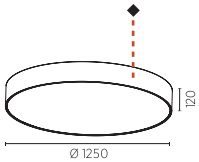
		4000 K	194.6	20720	80	310-1540	310-1542	◆		

	...01	...02	D
	OPAL	MICRO-PRISM	DIFFUSER

ORDER EXAMPLE: ◆ D
310-1500 - 02 01
black opal



ADLER UNIVERSITÄT, KÖLN | PHOTO: MARTIN TESSLER

Hinweise zu technischen Angaben auf Seite 893 | *Technical data are subject to our data policy on page 893*



INSPIRATION | RENDERWERK

SIGN
DIVA







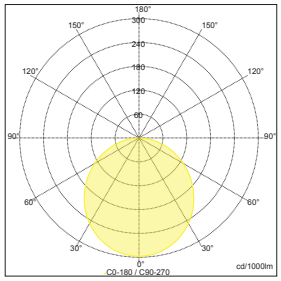

Sample:
ART. N° 310-2710- 03 01, 4000 K, OPAL

Die SIGN DIVA Anbauleuchte besticht durch einen sehr eleganten Leuchtenaufbau mit nur 37 Millimeter Höhe, der durch den Einsatz spezieller LED-Platinen ermöglicht wird. Fünf Größen, unterschiedliche Diffusoren, der Einsatz der PROLICHT-Farben für den Rahmen, die Kombination mit den KORONA FRAME und KORONA SHINE Effekten und dem optionalen Indirektlichtanteil AURA machen aus jeder SIGN DIVA ein Unikat.

The SIGN DIVA surface-mounted luminaire impresses with a very elegant luminaire structure with a depth of only 37 millimeters, which is made possible by the use of special LED boards. Five sizes, different diffusers, the use of the PROLICHT colors for the frame, combination with the KORONA FRAME and KORONA SHINE effects and the optional indirect light component AURA make each SIGN DIVA unique.

VINTAGE INDUSTRIAL (VI)
SPARKLING SECRET (SPS)



Der optional erhältliche SPARKLING SECRET Diffusor verstärkt eine glamouröse Raumatmosphäre. Der ebenfalls zur Wahl stehende VINTAGE INDUSTRIAL Diffusor sorgt für eine Inszenierung im Retro-Chic.

The optional Sparkling Secret diffuser enhances a glamorous room atmosphere. The VINTAGE INDUSTRIAL diffuser, also available as an option, provides a retro-chic setting.

KORONA SHINE



Der lichtdurchlässige, in 6 Farben erhältliche, KORONA SHINE Ring tritt als wirksames Leuchtenelement in den Vordergrund und ermöglicht verspielte Farbakzente.

The translucent KORONA SHINE ring is available in 6 colors and comes to the fore as an effective lighting element, enabling cheerful color highlights to be created.

KORONA FRAME



In der Korona-Ausführung wird die Leuchte mit einem inneren, pulverbeschichteten KORONA FRAME gefertigt. Dieser Farbrahmen ist in einer von 25 PROLICHT-Farben erhältlich.

In the Korona version, the luminaire is produced with an inner, powder-coated KORONA FRAME. This colorful highlight is available in one of 25 PROLICHT-colors.

SOFT COLORFUL AURA

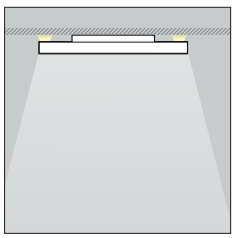

Klar definierte Öffnungen an der Rückseite setzen das dekorative AURA-Licht in Szene. Integrierte, in 6 Farben erhältliche Diffusoren, bewirken einen Schwebeeffekt.

Clearly defined openings in the back highlight the decorative AURA light. Integrated diffusers - available in 6 colors - create a floating effect.



COLOR

◆ HOUSING ▲ KORONA FRAME

RAL Classic or any other special color on request

SHAPE

DIAMETER STANDARD | H: 75 mm

Ø 200 Ø 400 Ø 570 Ø 850 Ø 1100

DIVA KORONA | H: 89 mm

Ø 200 Ø 400 Ø 570 Ø 850 Ø 1100

FEATURES

SHINE RING 6 COLORS

KORONA FRAME

25 COLORS

DIFFUSER INDIRECT 6 COLORS

ON REQUEST

ADDITIONAL OPTIONS

INDIVIDUAL SIZES

SPECIAL COLOR TEMPERATURE

SPECIAL CONTROL OPTIONS

EMERGENCY LIGHTING

RGB | TUNABLE WHITE

SPECIAL DIFFUSERS

OPTICS

COLOR TEMPERATURE

2700 K

3000 K

4000 K

LIGHT DISTRIBUTION

AURA

DIRECT

DIFFUSER

OPAL

MICRO PRISM

SPARKLING SECRET

VINTAGE INDUSTRIAL

CONTROL

STANDARD ON | OFF

DALI DIM



MAKE IT YOURS!

CONFIGURE ONLINE:
PROLICHT.AT/SIGN



SIGN DIVA

IP20 incl. 50/60Hz 220-240V A++

DIMENSION MM	LED	WATT MAX.	LUMEN MAX.	CRI	ART.-NO STANDARD	ART.-NO DALI-DIM	1-29	TECHN. OPTIONS	
Ø 200 H: 75	2700 K	11.0	900	80	310-2720	310-2722	◆	⊙ ⊛	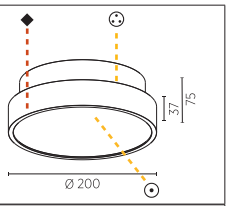
	3000 K	11.0	1130	80	310-2730	310-2732	◆	⊙ ⊛	
	4000 K	11.0	1160	80	310-2750	310-2752	◆	⊙ ⊛	
Ø 400 H: 75	2700 K	17.9	1880	80	310-2760	310-2762	◆	⊙ ⊛	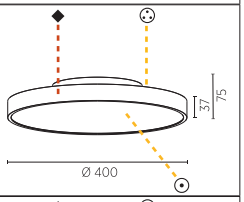
	3000 K	17.9	2340	80	310-2770	310-2772	◆	⊙ ⊛	
	4000 K	17.9	2420	80	310-2790	310-2792	◆	⊙ ⊛	
Ø 570 H: 75	2700 K	52.8	5060	80	310-2800	310-2802	◆	⊙ ⊛	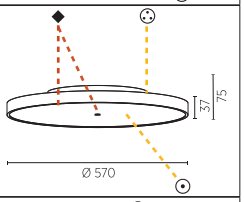
	3000 K	52.8	6330	80	310-2810	310-2812	◆	⊙ ⊛	
	4000 K	52.8	6590	80	310-2830	310-2832	◆	⊙ ⊛	
Ø 850 H: 75	2700 K	88.0	9220	80	310-2840	310-2842	◆	Ⓓ ⊛	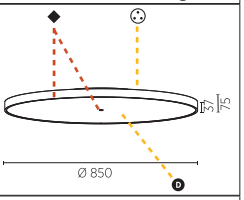
	3000 K	88.0	11520	80	310-2850	310-2852	◆	Ⓓ ⊛	
	4000 K	88.0	11990	80	310-2870	310-2872	◆	Ⓓ ⊛	
Ø 1100 H: 75	2700 K	154.0	16110	80	310-2880	310-2882	◆	Ⓓ ⊛	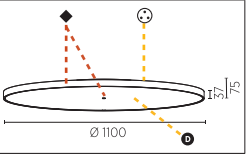
	3000 K	154.0	20140	80	310-2890	310-2892	◆	Ⓓ ⊛	
	4000 K	154.0	20990	80	310-2910	310-2912	◆	Ⓓ ⊛	
Ø 200 H: 75	2700 K	11.0	860	80	310-2520	310-2522	◆	⊙	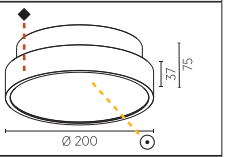
	3000 K	11.0	1080	80	310-2530	310-2532	◆	⊙	
	4000 K	11.0	1110	80	310-2550	310-2552	◆	⊙	
Ø 400 H: 75	2700 K	17.9	1870	80	310-2560	310-2562	◆	⊙	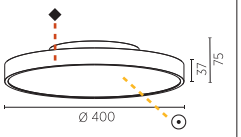
	3000 K	17.9	2340	80	310-2570	310-2572	◆	⊙	
	4000 K	17.9	2420	80	310-2590	310-2592	◆	⊙	
Ø 570 H: 75	2700 K	52.8	5060	80	310-2600	310-2602	◆	⊙	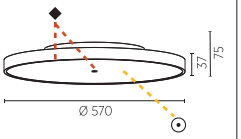
	3000 K	52.8	6320	80	310-2610	310-2612	◆	⊙	
	4000 K	52.8	6580	80	310-2630	310-2632	◆	⊙	
Ø 850 H: 75	2700 K	88.0	9230	80	310-2640	310-2642	◆	Ⓓ	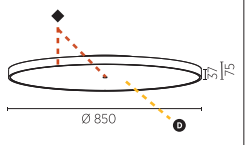
	3000 K	88.0	11540	80	310-2650	310-2652	◆	Ⓓ	
	4000 K	88.0	12010	80	310-2670	310-2672	◆	Ⓓ	
Ø 1100 H: 75	2700 K	154.0	16140	80	310-2680	310-2682	◆	Ⓓ	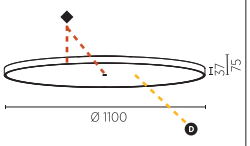
	3000 K	154.0	20180	80	310-2690	310-2692	◆	Ⓓ	
	4000 K	154.0	21030	80	310-2710	310-2712	◆	Ⓓ	

Ø 200 / Ø 400 / Ø 570 / Ø 850 / Ø 1100

Ⓓ DIFFUSER

01	02	03	04
OPAL	MICRO-PRISM	SPARKLING SECRET	VINTAGE INDUSTRIAL

⊙ DIFFUSER + integrated Shine Ring

1..	2..	3..	4..	..0	..1	..2	..3	..4	..5	..6
OPAL	MICRO-PRISM	SPARKLING SECRET	VINTAGE INDUSTRIAL	+						

⊛ DIFFUSER INDIRECT

01	02	03	04	05	06

ORDER EXAMPLE: ◆ Ⓓ ⊛
310-2870 - 02 01 01
black opal opal

Hinweise zu technischen Angaben auf Seite 893 | *Technical data are subject to our data policy on page 893*



MICROSOFT, CZECH REPUBLIC | PHOTO: BÁRA PRÁŠILOVÁ | ARCHITECTURE: S.H.S ARCHITEKTI S.R.O. | LIGHT PLANNING: PROLICHT CZECH



PHOTO: ARMIN KUPRIAN

SIGN DIVA KORONA

IP20 incl. 50/60Hz 220-240V A++

DIMENSION MM	LED	WATT MAX.	LUMEN MAX.	CRI	ART.-NO STANDARD	ART.-NO DALI-DIM	1-29	1-29	TECHN. OPTIONS	
Ø 200 H: 89	2700 K	11.0	900	80	310-3120	310-3122	◆	▲	D	
	3000 K	11.0	1130	80	310-3130	310-3132	◆	▲	D	
	4000 K	11.0	1160	80	310-3150	310-3152	◆	▲	D	
Ø 400 H: 89	2700 K	17.9	1880	80	310-3160	310-3162	◆	▲	D	
	3000 K	17.9	2340	80	310-3170	310-3172	◆	▲	D	
	4000 K	17.9	2420	80	310-3190	310-3192	◆	▲	D	
Ø 570 H: 89	2700 K	52.8	5060	80	310-3200	310-3202	◆	▲	D	
	3000 K	52.8	6330	80	310-3210	310-3212	◆	▲	D	
	4000 K	52.8	6590	80	310-3230	310-3232	◆	▲	D	
Ø 850 H: 89	2700 K	88.0	9220	80	310-3240	310-3242	◆	▲	D	
	3000 K	88.0	11520	80	310-3250	310-3252	◆	▲	D	
	4000 K	88.0	11990	80	310-3270	310-3272	◆	▲	D	
Ø 1100 H: 89	2700 K	154.0	16110	80	310-3280	310-3282	◆	▲	D	
	3000 K	154.0	20140	80	310-3290	310-3292	◆	▲	D	
	4000 K	154.0	20990	80	310-3310	310-3312	◆	▲	D	
Ø 200 H: 89	2700 K	11.0	860	80	310-2920	310-2922	◆	▲	D	
	3000 K	11.0	1080	80	310-2930	310-2932	◆	▲	D	
	4000 K	11.0	1110	80	310-2950	310-2952	◆	▲	D	
Ø 400 H: 89	2700 K	17.9	1870	80	310-2960	310-2962	◆	▲	D	
	3000 K	17.9	2340	80	310-2970	310-2972	◆	▲	D	
	4000 K	17.9	2420	80	310-2990	310-2992	◆	▲	D	
Ø 570 H: 89	2700 K	52.8	5060	80	310-3000	310-3002	◆	▲	D	
	3000 K	52.8	6320	80	310-3010	310-3012	◆	▲	D	
	4000 K	52.8	6580	80	310-3030	310-3032	◆	▲	D	
Ø 850 H: 89	2700 K	88.0	9230	80	310-3040	310-3042	◆	▲	D	
	3000 K	88.0	11540	80	310-3050	310-3052	◆	▲	D	
	4000 K	88.0	12010	80	310-3070	310-3072	◆	▲	D	
Ø 1100 H: 89	2700 K	154.0	16140	80	310-3080	310-3082	◆	▲	D	
	3000 K	154.0	20180	80	310-3090	310-3092	◆	▲	D	
	4000 K	154.0	21030	80	310-3110	310-3112	◆	▲	D	

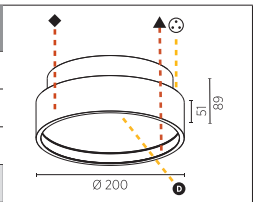

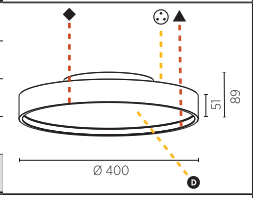

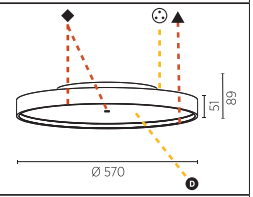

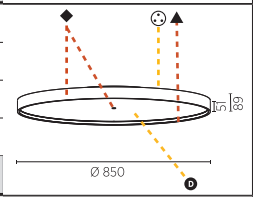

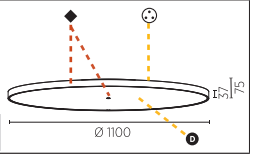

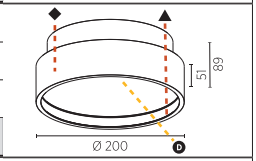

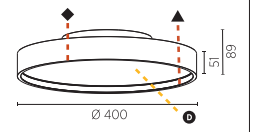

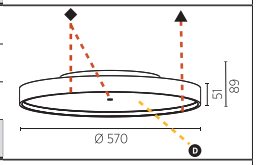

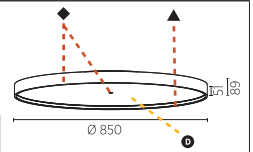

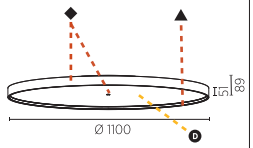

D DIFFUSER

01	02	03	04
OPAL	MICRO-PRISM	SPARKLING SECRET	VINTAGE INDUSTRIAL

DIFFUSER INDIRECT 01 02 03 04 05 06

ORDER EXAMPLE: ◆ ▲ D
310-3150 - 02 03 01 01
black white opal opal

SIGN
DIVA IP54



INSPIRATION | SIMONE EISATH

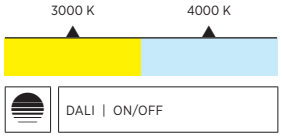

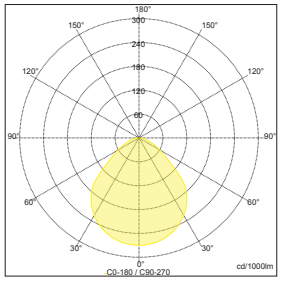

Sample:
ART. N° 310-3440-02-02-30, 2700 K,
SPARKLING SECRET

Für den Einsatz in Nassräumen und für überdachte Außenbereiche wurde die Flächenleuchte SIGN DIVA IP54 entwickelt. Weitere PROLICHT-Features, wie die Ausführung in allen 25 PROLICHT-Farben und auf Anfrage in sämtlichen RAL-Farben, eine optionale Ausstattung mit einem transparent leuchtenden Farb-Acrylglasring (KORONA SHINE) oder dem KORONA FRAME, machen SIGN DIVA IP54 zu einem echten Multitalent.

The SIGN DIVA IP54 panel luminaire was developed for use in wet rooms and for covered outdoor areas. Other PROLICHT features, such as availability in all 25 PROLICHT colors and on request in all RAL colors, optional fitting of a transparent, bright color acrylic glass ring (KORONA SHINE) or the KORONA FRAME make SIGN DIVA IP54 a real all-rounder.

HIGH PROTECTION

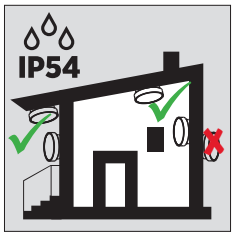

Die spezielle Bauweise der SIGN DIVA - gemäß IP54-Standard - schützt die Leuchte gegen das Eindringen von Schmutzpartikeln >1 mm und Spritzwasser von allen Seiten.

The special design of the SIGN DIVA - according to IP54 standard - protects the luminaire against solid objects over 1 mm and against water splashes from all directions.

SPECIAL DIFFUSERS



Der SPARKLING SECRET-Diffusor (SPS) setzt den Glanzeffekt besonders gut in Szene, während durch VINTAGE INDUSTRIAL (VI) jeweils eine eigene Optik für unterschiedliche Betrachtungswinkel geschaffen wird.

The SPARKLING SECRET diffuser (SPS) emphasizes the glistening effect while VINTAGE INDUSTRIAL (VI) creates a different look depending on the angle from which it is viewed.

KORONA SHINE



Die Leuchte kann mit einem fix montierten, farbigen KORONA SHINE Ring bestellt werden. Dieser lässt die Leuchte zusätzlich - in einer von 6 möglichen Farben - ringförmig erstrahlen.

The luminaire can be ordered with a permanently mounted, colored KORONA SHINE ring. This makes the luminaire shine additionally in a ring shape in one of 6 possible colors.

KORONA FRAME



In der Korona-Ausführung wird die Leuchte mit einem inneren, pulverbeschichteten KORONA FRAME gefertigt. Dieser Farbrahmen ist in einer von 25 PROLICHT-Farben erhältlich.

In the Korona version, the luminaire is produced with an inner, powder-coated KORONA FRAME. This colorful highlight is available in one of 25 PROLICHT-colors.



COLOR

◆ HOUSING ▲ BASE ▲ KORONA FRAME

RAL Classic or any other special color on request

SHAPE

DIAMETER	STANDARD | H: 80 mm
Ø 200	Ø 400
	KORONA | H: 94 mm
Ø 200	Ø 400

FEATURES

SHINE RING	6 COLORS
KORONAFRAME	25 COLORS
DIFFUSER INDIRECT	6 COLORS

ON REQUEST

ADDITIONAL OPTIONS
INDIVIDUAL SIZES
SPECIAL COLOR TEMPERATURE
SPECIAL CONTROL OPTIONS
EMERGENCY LIGHTING
RGB | TUNABLE WHITE
SPECIAL DIFFUSERS

OPTICS

CCT COLOR TEMPERATURE
3000 K
4000 K
LIGHT DISTRIBUTION
AURA
DIRECT
DIFFUSER
OPAL
MICRO PRISM
SPARKLING SECRET
VINTAGE INDUSTRIAL
CONTROL
STANDARD ON | OFF
DALI DIM



MAKE IT YOURS!

CONFIGURE ONLINE:
PROLICHT.AT/SIGN



SIGN DIVA IP54

IP44 | incl. | 50/60Hz 220-240V | A++

DIMENSION MM	LED	WATT	LUMEN MAX.	CRI	ART.-Nº STANDARD	ART.-Nº DALI-DIM	01-29	01-29	TECHN. OPTIONS
Ø200 H:80	3000 K	11	1040	>80	310-3440	310-3442	◆	▲	⊙
	4000 K	11	1085	>80	310-3450	310-3452	◆	▲	⊙
Ø400 H:80	3000 K	18	2070	>80	310-3500	310-3502	◆	▲	⊙
	4000 K	18	2130	>80	310-3510	310-3512	◆	▲	⊙

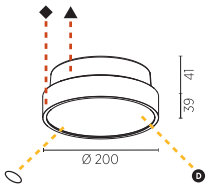

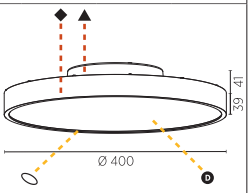

⊙ DIFFUSER with integrated + fixed Shinering

1.. OPAL | 3.. SPARKLING SECRET | 4.. VINTAGE INDUSTRIAL

..0 NO | ..1 | ..2 | ..3 | ..4 | ..5 | ..6

ORDER EXAMPLE: ◆ ▲ ⊙
310-3440 - 02 02 12



SIGN DIVA KORONA IP54

IP44 | incl. | 50/60Hz 220-240V | A++

DIMENSION MM	LED	WATT	LUMEN MAX.	CRI	ART.-Nº STANDARD	ART.-Nº DALI-DIM	01-29	01-29	0-30	TECHN. OPTIONS
Ø200 H:94	3000 K	11	1040	>80	310-3470	310-3472	◆	▲	●	Ⓓ
	4000 K	11	1085	>80	310-3480	310-3482	◆	▲	●	Ⓓ
Ø400 H:94	3000 K	18	2040	>80	310-3530	310-3532	◆	▲	●	Ⓓ
	4000 K	18	2130	>80	310-3540	310-3542	◆	▲	●	Ⓓ

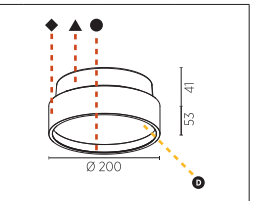

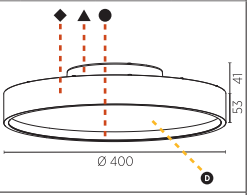

Ⓓ DIFFUSER

01 OPAL | 03 SPARKLING SECRET | 04 VINTAGE INDUSTRIAL

ORDER EXAMPLE: ◆ ▲ ● Ⓓ
310-3470 - 02 02 17 01



Hinweise zu technischen Angaben auf Seite 893 | *Technical data are subject to our data policy on page 893*


INSPIRATION | VIEWTURE.MEDIA

GLORIOUS
STANDARD | SLIM



GEMEINDE ELBIGENALP, AUSTRIA | PHOTO: ARMIN KUPRIAN | ARCHITECT: PETER GLADBACH





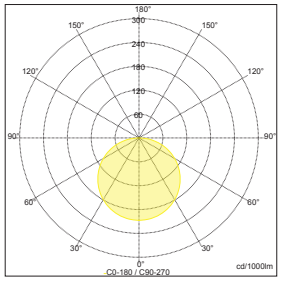

Sample:
ART. N° 310-1360- 03, 3000 K, OPAL

Die runden GLORIOUS wirken wie Licht-Icons und bereichern jedes Raumkonzept durch ihr einprägendes Erscheinungsbild. Die LED- Anbauleuchten sind mit einer Vielzahl an Durchmessern, Diffusoren sowie Lichtfarben und Dimm-Möglichkeiten erhältlich. Ihr hochwertig gestaltetes Gehäuse lässt sich in 25 PROLICHT-Farben veredeln. Die schmale SLIM-Variante wirkt dabei äußerst edel.

The round GLORIOUS luminaires look like light icons and enrich any room concept with their memorable appearance. The LED surface-mounted lights are available with a variety of diameters, diffusers, light colors and dimming options. Their high-quality designed housing can be finished in 25 PROLICHT colors. The narrow SLIM version looks extremely classy.

INTERNAL WHITE MIXING CHAMBER



Grundplatte und Seitenflanken bilden eine reinweiße Mischkammer. Diese sorgt für einen besonders hohen Wirkungsgrad und ein gleichmäßiges Lichtbild .

Base plate and side flanks form a pure white mixing chamber. This ensures a particularly high level of efficiency and a uniform light pattern.

LED OPTIMIZED CONSTRUCTION



In Kombination mit einer weißen Grundplatte bildet der weiße interne Reflektor eine perfekte Mischkammer. Diese schafft ein homogenes Lichtbild ohne einzeln sichtbare LED-Punkte.

In combination with a white base plate, the white internal reflector creates a perfect mixing chamber. This creates a homogeneous light pattern without individually visible LED dots.

GLORIOUS IDENTITY



Ob Texte, Symbole oder Brandings: Auf Anfrage können sämtliche Ausfräsungen rund um die gesamte Leuchte individualisiert vorgenommen werden.

Whether text, symbols or branding: all cut-outs around the entire luminaire can be customized on request.

OPAL / MICRO-PRISM DIFFUSER



Alle Leuchten können mit einem opalen Diffusor für eine gleichmäßige Lichtverteilung, oder einer mikro-prismatischen Abdeckung für einen erhöhten visuellen Komfort eingesetzt werden.

All luminaires can be used with an opal diffuser for even light distribution or a micro-prismatic cover for increased visual comfort.



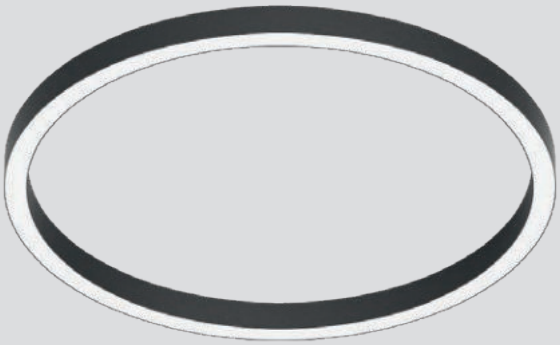

COLOR

◆ HOUSING

RAL Classic or any other special color on request

SHAPE

DIAMETER			STANDARD | H: 120 | mm
Ø 750	Ø 950	Ø 1250	Ø 1550
Ø 2100	Ø 3100	Ø 4000	Ø 5400

			SLIM | H: 90 | mm
Ø 800	Ø 1550	Ø 3000	Ø 5200

ON REQUEST

ADDITIONAL OPTIONS
INDIVIDUAL SIZES
SPECIAL COLOR TEMPERATURE
SPECIAL CONTROL OPTIONS
EMERGENCY LIGHTING
RGB | TUNABLE WHITE
SPECIAL DIFFUSERS

OPTICS

CCT	COLOR TEMPERATURE
	3000 K
	4000 K

DIFFUSER
OPAL
MICRO PRISM

CONTROL
STANDARD ON | OFF
DALI DIM







MAKE IT YOURS!

CONFIGURE ONLINE:
PROLICHT.AT/GLORIOUS





RESIDENTIAL GARAGE SYDNEY, AUSTRALIA | PHOTO: PABLO VEIGA | ARCHITECTURE: KENSTRÖM DESIGN | LIGHT PLANNING: JOVICA SREDOJEVIC





GLORIOUS

IP20 incl. 50/60Hz 220-240V A++

	DIMENSION MM	LED	WATT MAX.	LUMEN MAX.	CRI	ART.-NO STANDARD	ART.-NO DALI-DIM	1-29	TECHN. OPTIONS	
	Ø 750 H: 120	3000 K	30.4	2820	80	310-1010	310-1012	◆	D	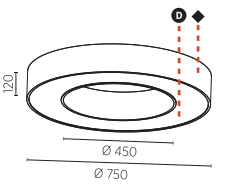
		4000 K	30.4	2980	80	310-1020	310-1022	◆	D	
	Ø 950 H: 120	3000 K	45.5	4240	80	310-1060	310-1062	◆	D	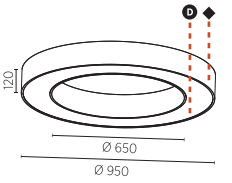
		4000 K	45.5	4480	80	310-1070	310-1072	◆	D	
	Ø 1250 H: 120	3000 K	60.7	5650	80	310-1110	310-1112	◆	D	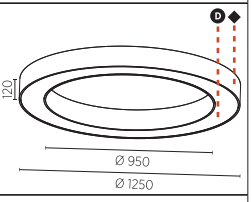
		4000 K	60.7	5970	80	310-1120	310-1122	◆	D	
	Ø 1550 H: 120	3000 K	75.9	7060	80	310-1160	310-1162	◆	D	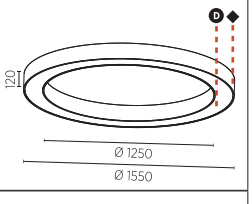
		4000 K	75.9	7460	80	310-1170	310-1172	◆	D	
	Ø 2100 H: 120	3000 K	106.3	9690	80	310-1210	310-1212	◆		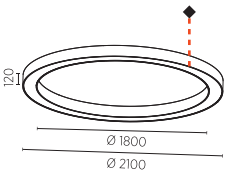
		4000 K	106.3	10240	80	310-1220	310-1222	◆		
	Ø 3100 H: 120	3000 K	161.9	14770	80	310-1260	310-1262	◆		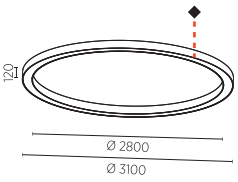
		4000 K	161.9	15600	80	310-1270	310-1272	◆		
	Ø 4000 H: 120	3000 K	202.4	18460	80	310-1310	310-1312	◆		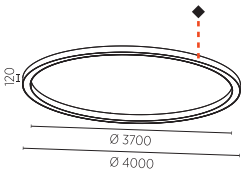
		4000 K	202.4	19500	80	310-1320	310-1322	◆		
	Ø 5400 H: 120	3000 K	283.4	25840	80	310-1360	310-1362	◆		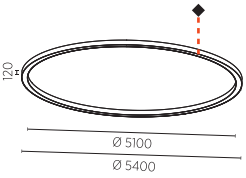
		4000 K	283.4	27300	80	310-1370	310-1372	◆		

...01 OPAL | ...02 MICRO-PRISM | D DIFFUSER

ORDER EXAMPLE: ◆ D
310-1020 - 02 01
black opal

Hinweise zu technischen Angaben auf Seite 893 | *Technical data are subject to our data policy on page 893*

GLORIOUS SLIM

IP20 incl. 50/60Hz 220-240V A++

DIMENSION MM	LED	WATT MAX.	LUMEN MAX.	CRI	ART.-NO STANDARD	ART.-NO DALI-DIM	1-29	TECHN. OPTIONS	
Ø 800 H: 90	3000 K	52.8	5880	80	310-2230	310-2232	◆	D	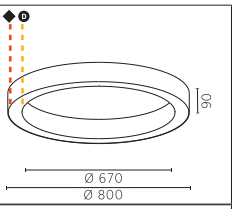
	4000 K	52.8	6130	80	310-2240	310-2242	◆	D	
Ø 1550 H: 90	3000 K	105.6	13580	80	310-2250	310-2252	◆	D	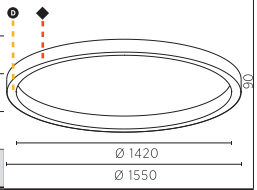
	4000 K	105.6	14140	80	310-2260	310-2262	◆	D	
Ø 3000 H: 90	3000 K	211.2	27160	80	310-2270	310-2272	◆	D	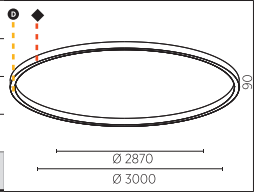
	4000 K	211.2	28290	80	310-2280	310-2282	◆	D	
Ø 5200 H: 90	3000 K	369.6	47520	80	310-2290	310-2292	◆	D	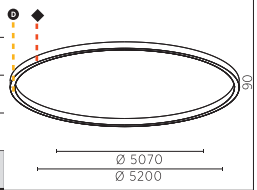
	4000 K	369.6	49500	80	310-2300	310-2302	◆	D	

	...01	...02	D
	OPAL	MICRO-PRISM	DIFFUSER

ORDER EXAMPLE: ◆ D
310-2240 - 02 01
black opal



GEMEINDE ELBIGENALP, AUSTRIA | PHOTO: ARMIN KUPRIAN

GLORIOUS
QUANTUM



OSPEDALE INFANTILE REGINA MARGHERITA, ITALY | PHOTO: MIROGLIO+LUPICA ARCHITETTI

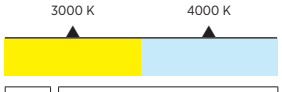



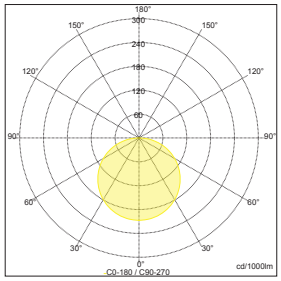

Sample:
ART. N° 310-1880- 01, 3000 K, OPAL

Die QUANTUM Anbauleuchte der GLORIOUS-Produktfamilie steht für ein nicht alltägliches Design, mit dem sich verschiedene Raum- und Lichtkonzepte generieren lassen. Die weich gerundeten SOFT EDGES geben der quadratischen Leuchte das gewisse Extra. Ein hohes Maß an Individualisierbarkeit liefern die 25 PROLICHT-Farben, diverse Diffusoren und die Möglichkeit für hinterleuchtete Ausfräsungen im Gehäuse.

The QUANTUM surface-mounted luminaire from the GLORIOUS product family stands for an unusual design that can be used to generate various room and lighting concepts. The softly rounded SOFT EDGES give the square luminaire that certain something. The 25 PROLICHT colors, various diffusers and the option for backlit cut-outs in the housing provide a high degree of customization.

GLORIOUS IDENTITY



Ob Texte, Symbole oder Brandings: Auf Anfrage können sämtliche Ausfräsungen rund um die gesamte Leuchte individualisiert vorgenommen werden.

Whether text, symbols or branding: all cut-outs around the entire luminaire can be customized on request.

OPAL / MICRO-PRISM DIFFUSER



Alle Leuchten können mit einem opalen Diffusor für eine gleichmäßige Lichtverteilung, oder einer mikro-prismatischen Abdeckung für einen erhöhten visuellen Komfort eingesetzt werden.

All luminaires can be used with an opal diffuser for even light distribution or a micro-prismatic cover for increased visual comfort.

SOFT EDGE DESIGN



Der Kontrast zwischen weich geschwungenen Linien und kräftigen Konturen sorgt dafür, dass sich die Leuchte harmonisch in nahezu jedes Raumkonzept einfügt.

The contrast between softly curved lines and powerful contours ensures that the luminaire blends harmoniously into any room concept.

ESD PROTECTION



Alle LED-Boards sind durch ein hochtransparentes Acrylglas vor elektrostatischen Entladungen (Electrostatic Discharge – ESD) und direktem Kontakt mit der LED geschützt.

All LED boards are protected from electrostatic discharge (ESD) and direct contact with the LED by a highly transparent acrylic glass.



COLOR

◆ HOUSING

RAL Classic or any other special color on request

SHAPE

DIMENSION		H: 120 | mm
800x800	1100x1100	1400x1400

ON REQUEST

ADDITIONAL OPTIONS
INDIVIDUAL SIZES
SPECIAL COLOR TEMPERATURE
SPECIAL CONTROL OPTIONS
EMERGENCY LIGHTING
RGB | TUNABLE WHITE
SPECIAL DIFFUSERS

OPTICS

CCT	COLOR TEMPERATURE
	3000 K
	4000 K

DIFFUSER
OPAL
MICRO PRISM

CONTROL
STANDARD ON | OFF
DALI DIM



MAKE IT YOURS!

CONFIGURE ONLINE:
PROLICHT.AT/GLORIOUS



QUANTUM

IP20 incl. 50/60Hz 220-240V A++



DIMENSION MM	LED	WATT MAX.	LUMEN MAX.	CRI	ART.-NO STANDARD	ART.-NO DALI-DIM	1-29	TECHN. OPTIONS
800x800 H: 120	3000 K	40.5	3770	80	310-1780	310-1782	◆	D
	4000 K	40.5	3980	80	310-1790	310-1792	◆	D

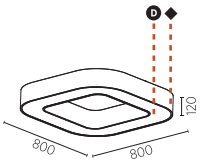



DIMENSION MM	LED	WATT MAX.	LUMEN MAX.	CRI	ART.-NO STANDARD	ART.-NO DALI-DIM	1-29	TECHN. OPTIONS
1100x1100 H: 120	3000 K	60.7	5650	80	310-1830	310-1832	◆	D
	4000 K	60.7	5970	80	310-1840	310-1842	◆	D

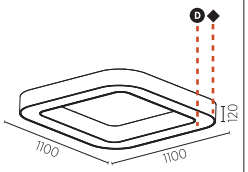



DIMENSION MM	LED	WATT MAX.	LUMEN MAX.	CRI	ART.-NO STANDARD	ART.-NO DALI-DIM	1-29	TECHN. OPTIONS
1400x1400 H: 120	3000 K	81.0	7530	80	310-1880	310-1882	◆	D
	4000 K	81.0	7960	80	310-1890	310-1892	◆	D

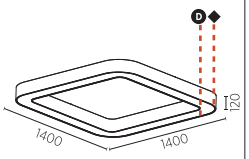

	...01	...02	D
	OPAL	MICRO-PRISM	DIFFUSER

ORDER EXAMPLE: ◆ D
310-1790 - 02 01
black opal

Hinweise zu technischen Angaben auf Seite 893 | *Technical data are subject to our data policy on page 893*



WOMEN LOUNGE, GERMANY | PHOTO: THIES RÄTZKE PHOTOGRAPHY

GLORIOUS
VICTORY



INSPIRATION | RENDERWERK





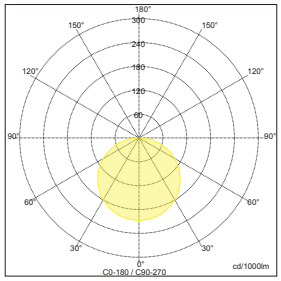

Sample:
ART. N° 310-1690- 01, 4000 K, OPAL

Wie alle GLORIOUS Leuchten ist auch die Anbauvariante VICTORY ein echter Blickfänger. Sie überzeugt nicht nur über ihr ungewöhnliches SOFT EDGE DESIGN und vielfältige Farboptionen für das Gehäuse, sondern punktet auch mit ihrer ausgereiften und leistungsfähigen LED-Technik und mit Diffusoren für unterschiedlichste Beleuchtungsaufgaben. Standardmäßig ist VICTORY in drei Größen verfügbar, auf Wunsch auch mit Sondermaßen.

Like all GLORIOUS lights, the surface-mounted VICTORY variant is a real eye-catcher. It not only impresses with its unusual SOFT EDGE DESIGN and diverse color options for the housing, but also scores with its sophisticated and powerful LED technology and with diffusers for a wide variety of lighting tasks. VICTORY is available in three sizes as standard, with special sizes on request.

GLORIOUS IDENTITY



Ob Texte, Symbole oder Brandings: Auf Anfrage können sämtliche Ausfräsungen rund um die gesamte Leuchte individualisiert vorgenommen werden.

Whether text, symbols or branding: all cut-outs around the entire luminaire can be customized on request.

OPAL / MICRO-PRISM DIFFUSER



Alle Leuchten können mit einem opalen Diffusor für eine gleichmäßige Lichtverteilung, oder einer mikro-prismatischen Abdeckung für einen erhöhten visuellen Komfort eingesetzt werden.

All luninaires can be used with an opal diffuser for even light distribution or a micro-prismatic cover for increased visual comfort.

SOFT EDGE DESIGN



Der Kontrast zwischen weich geschwungenen Linien und kräftigen Konturen sorgt dafür, dass sich die Leuchte harmonisch in nahezu jedes Raumkonzept einfügt.

The contrast between softly curved lines and powerful contours ensures that the luminaire blends harmoniously into any room concept.

ESD PROTECTION



Alle LED-Boards sind durch ein hochtransparentes Acrylglas vor elektrostatischen Entladungen (Electrostatic Discharge – ESD) und direktem Kontakt mit der LED geschützt.

All LED boards are protected from electrostatic discharge (ESD) and direct contact with the LED by a highly transparent acrylic glass.



COLOR

◆ HOUSING

RAL Classic or any other special color on request

SHAPE

DIMENSION	mm
L: 800 H: 120	
L: 1100 H: 120	
L: 1400 H: 120	

ON REQUEST

ADDITIONAL OPTIONS
INDIVIDUAL SIZES
SPECIAL COLOR TEMPERATURE
SPECIAL CONTROL OPTIONS
EMERGENCY LIGHTING
RGB | TUNABLE WHITE
SPECIAL DIFFUSERS

OPTICS

CCT

COLOR TEMPERATURE
3000 K
4000 K

DIFFUSER
OPAL
MICRO PRISM

CONTROL
STANDARD ON | OFF
DALI DIM



MAKE IT YOURS!

CONFIGURE ONLINE:
PROLICHT.AT/GLORIOUS



VICTORY

IP20 incl. 50/60Hz 220-240V A++

	DIMENSION MM	LED	WATT MAX.	LUMEN MAX.	CRI	ART.-NO STANDARD	ART.-NO DALI-DIM	1-29	TECHN. OPTIONS	
	L: 800 H: 120	3000 K	30.4	2820	80	310-1630	310-1632	◆	D	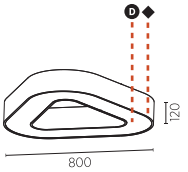
		4000 K	30.4	2980	80	310-1640	310-1642	◆	D	
	L: 1100 H: 120	3000 K	45.5	4240	80	310-1680	310-1682	◆	D	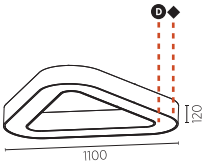
		4000 K	45.5	4480	80	310-1690	310-1692	◆	D	
	L: 1400 H: 120	3000 K	60.7	5650	80	310-1730	310-1732	◆	D	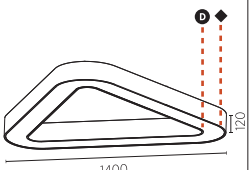
		4000 K	60.7	5970	80	310-1740	310-1742	◆	D	

	...01	...02	D	
	OPAL	MICRO-PRISM	DIFFUSER	ORDER EXAMPLE: ◆ D 310-1640 - 02 01 black opal

Hinweise zu technischen Angaben auf Seite 893 | *Technical data are subject to our data policy on page 893*



APOTHEKE AM KÖNIGSSTUHL, GERMANY | PHOTO: FABIAN ERLER | ARCHITECTURE: RAUMWELTEN | LIGHT PLANNING: PROLICHT

HADI
BY HADI TEHERANI



INSPIRATION | VIEWTURE.MEDIA

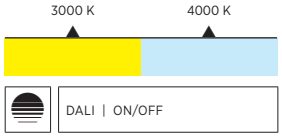

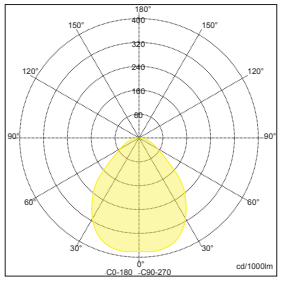

Sample:
ART. N° 310-3600-02-02-40, 4000 K

Ihren Namen verdankt die neueste Office-Leuchte von PROLICHT ihrem Designer Hadi Teherani. Als HADI-M und HADI-Q ist die leistungsstarke Flächenleuchte in zwei unterschiedlichen Formen erhältlich und kann zusätzlich mit einem Aura-Effekt umrandet werden. Der optionale Sensor sorgt für eine automatische Lichtsteuerung über den Tag hinweg.

The latest PROLICHT office luminaire owes its name to its designer Hadi Teherani. This powerful panel light is available in two different shapes, HADI-M and HADI-Q, and can also be framed with an aura effect. The optional sensor ensures automatic light control throughout the day.

OFFICE PERFORMANCE



Der integrierte mikroprismatischen Diffusor in Kombination mit Edge-Light-Technologie bietet ein Maximum an Effizienz und eine homogene Ausleuchtung mit einem UGR-Wert <19.

With its micro-prismatic sandwich diffuser, the integrated Edge Light technology offers maximum efficiency and homogeneous illumination with a UGR of <19.

ULTRA SLIM WITH RECOGNIZABLE EDGES



Das flache Aluminium-Gehäuse misst an seinem Rahmen lediglich 16 mm Höhe und fügt sich perfekt in jede Büro-Architektur ein. Die Gesamthöhe der Leuchte misst nur 48 mm.

The ultra-flat aluminium housing is only 16 mm thick and integrates perfectly into any office architecture. The total depth of the luminaire is just 48mm.

SOFT AURA EFFECT



Als Anbauchleuchte ist HADI auch in einer speziellen AURA-Version erhältlich. Öffnungen auf der Rückseite schaffen dabei ein dekorativen Aura-Effekt, welcher die Leuchte schwebend erscheinen lässt.

The surface-mounted HADI is also available in a special AURA version. Openings in the back create a decorative aura effect, which gives the luminaire the illusion of floating.

HIGH EFFICIENCY

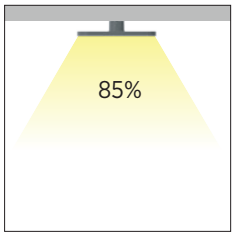

Die Performance der superflachen LED-Leuchte bietet höchste Effizienz von 85% und reicht aus, um bis zu zwei Büroarbeitsplätze perfekt auszuleuchten.

The performance of the super-flat LED luminaire offers a maximum efficency of 85% and is sufficient to perfectly illuminate up to two office workstations.



COLOR

◆ HOUSING ▲ BASE ■ SENSOR

RAL Classic or any other special color on request

SHAPE

DIMENSION	HADI - Q
	1403x240 mm
	HADI - M
	1242x240 mm

FEATURES

SMART TECHNOLOGY
SENSOR
SENSOR WITH REMOTE CONTROL

ON REQUEST

ADDITIONAL OPTIONS
INDIVIDUAL SIZES
SPECIAL COLOR TEMPERATURE
SPECIAL CONTROL OPTIONS
EMERGENCY LIGHTING

OPTICS

CCT COLOR TEMPERATURE
3000 K
4000 K

LIGHT DISTRIBUTION
DIRECT
DIRECT + AURA

CONTROL
STANDARD ON | OFF
DALI DIM



MAKE IT YOURS!

CONFIGURE ONLINE:
PROLICHT.AT/HADI





PHOTO: ARMIN KUPRIAN

HADI-M

IP20 incl. 50/60Hz 220-240V CE A++



DIMENSION MM		WATT MAX.	LUMEN MAX.	CRI	ART.-NO STANDARD	ART.-NO DALI-DIM	1-29	1-29	TECHN. OPTIONS
1242 x 240		38	4660	90	310-3600	310-3602	◆	▲	CCT
1242 x 240		38	4610	90	310-3620	310-3622	◆	▲	CCT

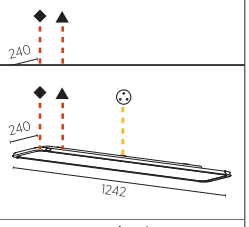

CCT 30 40 (3000 K 4000 K)

ORDER EXAMPLE: ◆ ▲ CCT
310-3622 - 03 03 40
white white 4000

HADI-M SENSOR

IP20 incl. 50/60Hz 220-240V CE A++



DIMENSION MM		WATT MAX.	LUMEN MAX.	CRI	ART.-NO SENSOR RC	ART.-NO SENSOR CS	1-29	1-29	1-29	TECHN. OPTIONS
1242 x 240		38	4660	90	310-3610		◆	▲	●	CCT
1242 x 240		38	4660	90		310-3612	◆	▲	●	CCT
1242 x 240		38	4610	90	310-3630		◆	▲	●	CCT
1242 x 240		38	4610	90		310-3632	◆	▲	●	CCT

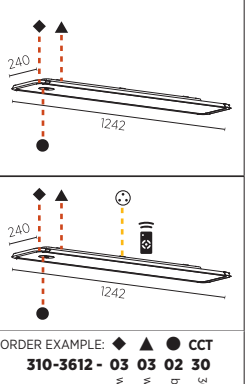

CCT 30 40 (3000 K 4000 K)

ORDER EXAMPLE: ◆ ▲ ● CCT
310-3612 - 03 03 02 30
white white black 3000

Hinweise zu technischen Angaben auf Seite 893 | *Technical data are subject to our data policy on page 893*

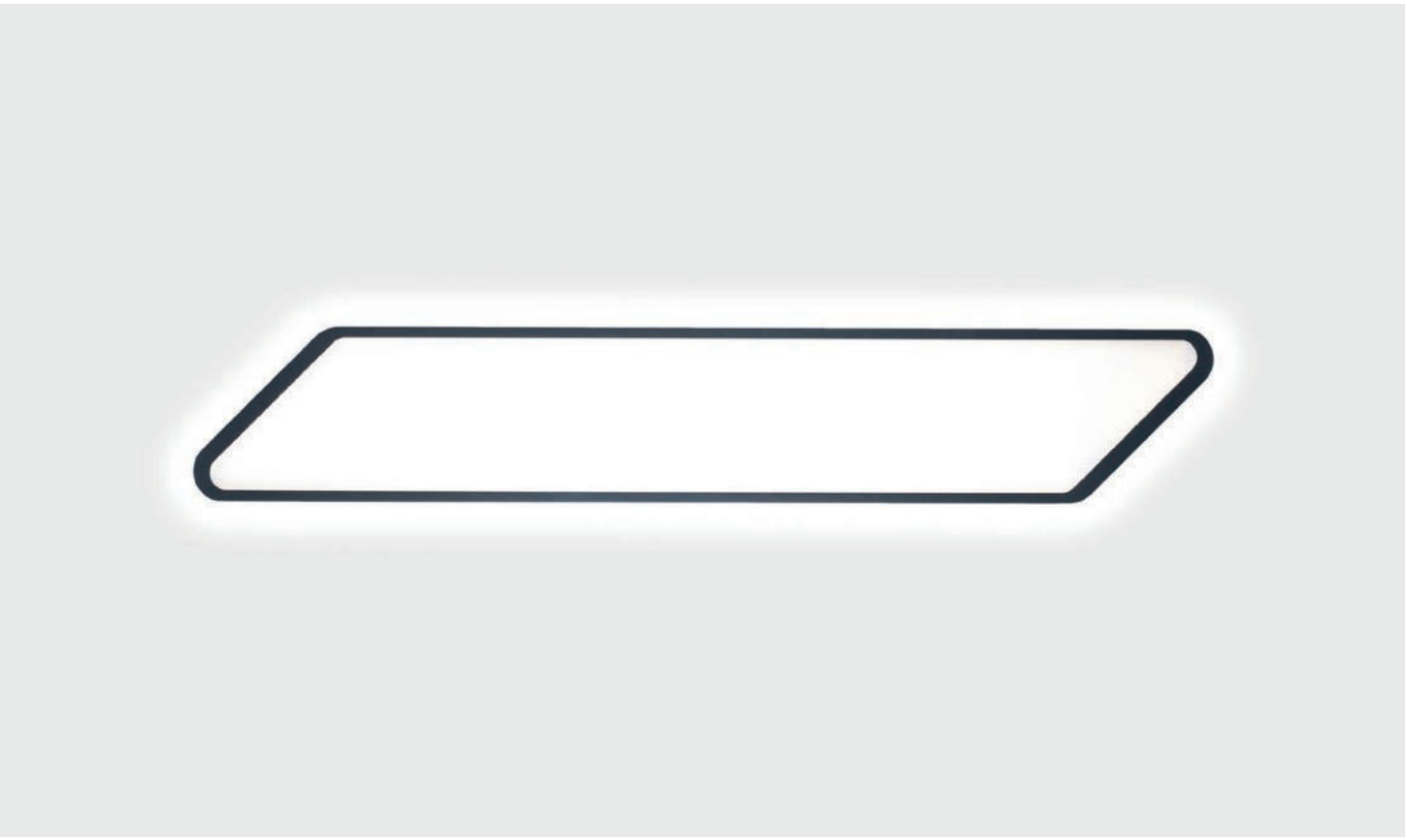

HADI-Q

IP20 incl. 50/60Hz 220-240V A++



DIMENSION MM		WATT MAX.	LUMEN MAX.	CRI	ART.-NO STANDARD	ART.-NO DALI-DIM	1-29	1-29	TECHN. OPTIONS
1403 x 240		38	4660	90	310-3640	310-3642	◆	▲	CCT
1403 x 240		38	4610	90	310-3660	310-3662	◆	▲	CCT

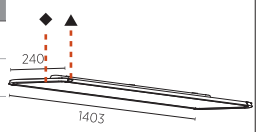

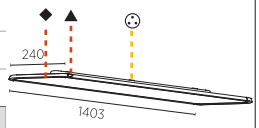

CCT 30 40 — 3000 K 4000 K

ORDER EXAMPLE: ◆ ▲ CCT
310-3662 - 03 03 40
white white 4000

HADI-Q SENSOR

IP20 incl. 50/60Hz 220-240V A++



DIMENSION MM		WATT MAX.	LUMEN MAX.	CRI	ART.-NO SENSOR RC	ART.-NO SENSOR CS	1-29	1-29	1-29	TECHN. OPTIONS
1403 x 240		38	4660	90	310-3650		◆	▲	●	CCT
1403 x 240		38	4660	90		310-3652	◆	▲	●	CCT
1403 x 240		38	4610	90	310-3670		◆	▲	●	CCT
1403 x 240		38	4610	90		310-3672	◆	▲	●	CCT

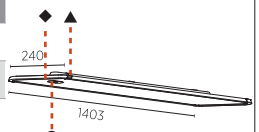

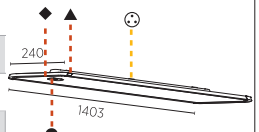

CCT 30 40 — 3000 K 4000 K

ORDER EXAMPLE: ◆ ▲ ● CCT
310-3672 - 03 03 02 30
white white black 3000

3.2

ANBAU SURFACE

STRAHLER
SPOTLIGHTS

3.2

ANBAU | SURFACE
STRAHLER | SPOTLIGHTS

DICE › 474



DICE ON
476



DICE INVADER
476

IMAGINE › 478



IMAGINE
480



IMAGINE FLEX
480

INVADER › 482



INVADER ON
484



INVADER WALL
486

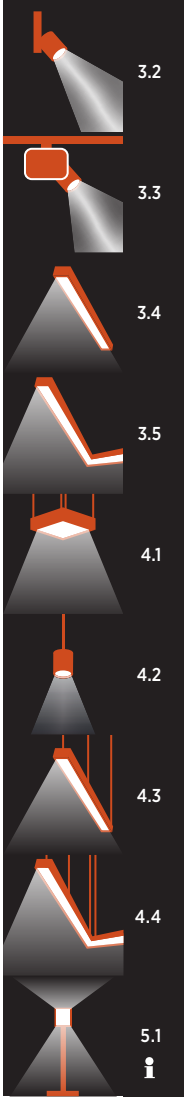

DICE
ON | INVADER



SHOP STROLZ, AUSTRIA | PHOTO: ARMIN KUPRIAN | ARCHITECTURE: CHRISTIAN REICH | LIGHT PLANNING: SHOUP

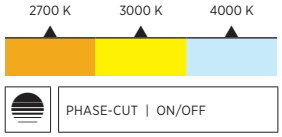

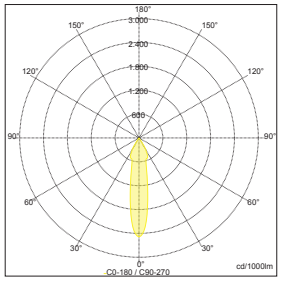

Sample:
ART. N° 310-2460- 20, 3000 K, 20°

Ihre besondere Lichtwirkung verdanken die DICE ON und DICE INVADER Aufbaustrahler dem tief im Gehäuse sitzenden Reflektor. Bei DICE ON sorgt das Zusammenspiel zwischen innenliegendem Zylinder – der die Lichtquelle umfasst – und rechteckigem Gehäuse für zusätzliche Spannung. Das MULTI-COLOR Konzept, mit verschiedenen Farben für die unterschiedlichen Bauteile, erlaubt viele Individualisierungsmöglichkeiten.

The DICE ON and DICE INVADER surface-mounted spotlights owe their special lighting effect to the reflector located deep in the housing. With DICE ON, the interplay between the internal cylinder - which encompasses the light source - and the rectangular housing provides additional interest. The MULTI-COLOR concept, with different colors for the different components, allows many customization options.

FLOATING CYLINDER



Der Deckenwürfel umschließt einen schwebend anmutenden Zylinder und kann mit Zubehör des PROLICHT LENS PACK ausgestattet werden. Auf Anfrage sind auch farbige Filtergläser erhältlich.

The ceiling cube surrounds a seemingly hovering cylinder and can be equipped with accessories from the PROLICHT LENS PACK. Colored filter glasses are also available on request.

PHASE CUT DIMMABLE



Bereits die Standardvariante ist dimmbar über Phasenan- oder Phasenabschnittsdimmer. Weitere Dimm- und Kontrollmöglichkeiten, egal ob z.B. DALI, oder Casambi, sind auf Anfrage möglich.

The standard version is already dimmable via phase or phase dimmer. Further dimming and control options, e.g. DALI or Casambi, are possible on request.

REDUCED GLARE



DICE ON bietet einen hohen visuellen Komfort. Die Kombination aus einem weit zurückliegenden Reflektor und einem dunklen Innenrohr reduziert Blendung.

DICE ON offers a high degree of visual comfort. The combination of a deeply recessed reflector and a dark inner tube reduces glare.

MULTI-COLOR



Gehäuse, Frontabdeckung und Ausblendkonus sind in allen PROLICHT-Farben erhältlich. Der KORONA CONE setzt einen farbig leuchtenden Akzent ohne die Lichtfarbe zu verfälschen.

Housing, front cover and blanking cone are available in all PROLICHT colors. The KORONA CONE creates a brightly colored accent without distorting the light color.





COLOR

◆ HOUSING ▲ COVER ● CONE

RAL Classic or any other special color on request

SHAPE

DIMENSION	DICE ON
	100x100 H:125 mm
	DICE INVADER
	120x120 H:150 mm

FEATURES

KORONA CONE
25 COLORS

ON REQUEST

ADDITIONAL OPTIONS
INDIVIDUAL SIZES
SPECIAL COLOR TEMPERATURE
SPECIAL CONTROL OPTIONS
SPECIAL BEAM ANGLES
SPECIAL LED

OPTICS

COLOR TEMPERATURE
2700 K
3000 K
4000 K

BEAM ANGLES	DICE ON
	14°/ 19°/ 36°
	DICE INVADER
	20°/ 40°/ 60°

CONTROL
STANDARD ON | OFF
PHASE CUT







MAKE IT YOURS!

CONFIGURE ONLINE:
PROLICHT.AT/DICE



DICE ON

IP20 incl. 50/60Hz 220-240V A++



DIMENSION MM	LED	WATT MAX.	LUMEN MAX.	CRI	ART.-NO PHASE-CUT	1-29	1-29	1-29	TECHN. OPTIONS
100x100 H: 125	2700 K	10.1	660	90	320-0650	◆	▲	●	⏢
	3000 K	10.1	680	90	320-0660	◆	▲	●	⏢
	4000 K	10.1	730	90	320-0670	◆	▲	●	⏢

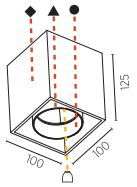

REFLECTOR 14 19 36 ⏢

14° 19° 36°

ORDER EXAMPLE: ◆ ▲ ● ⏢
320-0670 - 02 03 04 14
black white creamy 14°

DICE INVADER

IP20 incl. 50/60Hz 220-240V A++



DIMENSION MM	LED	WATT MAX.	LUMEN MAX.	CRI	ART.-NO PHASE-CUT	1-29	1-29	1-29	TECHN. OPTIONS
120x120 H: 150	2700 K	9.8	670	90	310-2450	◆	▲	●	⏢
	3000 K	9.8	690	90	310-2460	◆	▲	●	⏢
	4000 K	9.8	740	90	310-2470	◆	▲	●	⏢

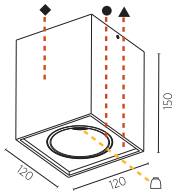

REFLECTOR 20 40 60 ⏢

20° 40° 60°

ORDER EXAMPLE: ◆ ▲ ● ⏢
310-2470 - 02 03 04 20
black white creamy 20°



MASCHINENRING MILS, AUSTRIA | PHOTO: SIMON

Hinweise zu technischen Angaben auf Seite 893 | *Technical data are subject to our data policy on page 893*



FÜRBASS, DEZ, AUSTRIA | PHOTO: ARMIN KUPRIAN | ARCHITECT: DI VEIT STRELI

IMAGINE
STANDARD | FLEX



PHOTO: ARMIN KUPRIAN

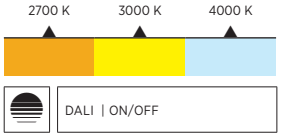

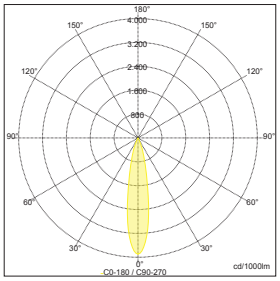

Sample:
ART. N° 320-0470- 03 20, 2700 K, 20°

Verfügbar in verschiedenen Durchmessern sowie auch in den Varianten Einbau und Randlos, ist die IMAGINE ein echter Blickfang. Neben den zahlreichen Abstrahlwinkeln an lieferbaren Reflektoren, vom Super-Spot (10°) bis zum Wide Beam (60°), ist jetzt auch die neue IMAGINE FLEX verfügbar, welche - ähnlich einem Fotoobjektiv - flexibel einstellbar ist. Das innovative, verstellbare und ausgereifte System ermöglicht eine präzise Fokussierung des Lichtstrahls zwischen 14° und 48° durch eine plankonvexe Linse.

Available in different diameters and also as recessed and trimless variants, IMAGINE is a real eyecatcher. Alongside the wide range of beam angles and reflectors available, from superspot (10°) to wide beam (60°), the new IMAGINE FLEX now also offers flexible adjustment like a camera lens. The innovative, adjustable and sophisticated system allows precise focusing of the beam between 14° and 48° using a plano-convex lens.

HIGH LUMINOUS INTENSITY



Der IMAGINE FLEX Strahler kombiniert ein hocheffizientes LED-Modul und eine spezielle Linse mit einem hohen Wirkungsgrad. Eine hohe Lichtintensität ist garantiert.

The IMAGINE FLEX spotlight combines a highly efficient LED module and a special lens with a high degree of efficiency. A high light intensity is guaranteed.

VARIABLE FOCUSING



Beim IMAGINE FLEX erlaubt ein spezieller Mechanismus die Fokus-Ausrichtung ganz ohne Werkzeug. Stufenlos sind dabei Ausstrahlwinkel zwischen 14° und 48° einstellbar.

A special mechanism of the IMAGINE FLEX allows tool-free focus adjustment. The beam angle can be continuously adjusted between 14° and 48°.

INTEGRATED DRIVER



Der IMAGINE Strahler ist nicht nur für die Schienenmontage, sondern auch als eigenständige Leuchte zur Anbaumontage mit integrierten ON/OFF oder DALI dimmbaren Treibern erhältlich.

The IMAGINE spotlight is not only available for rail mounting, but also as a stand-alone luminaire for surface mounting with integrated ON/OFF or DALI dimmable drivers.

100% ADJUSTABILITY



Die IMAGINE-Strahler zeichnen sich durch ihre Verstellbarkeit aus. Ein spezieller Gelenkarm ermöglicht eine Drehung um 350° und eine Neigung von bis zu 90°.

The IMAGINE spotlights are characterized by their adjustability. A special articulated arm allows rotation of 350° and inclination of up to 90°.



COLOR

◆ HOUSING ▲ CONE

RAL Classic or any other special color on request

SHAPE

DIAMETER			STANDARD
Ø 60 mm H: 215	Ø 75 mm H: 235	Ø 90 mm H: 255	
			FLEX
			Ø 90 mm H: 255

FEATURES

LENS PACK

LINEAR SPREAD LENS / SPREAD LENS / HONEYCOMB

ON REQUEST

ADDITIONAL OPTIONS

INDIVIDUAL SIZES

COLOR TEMPERATURE

CONTROL OPTIONS

SPECIAL BEAM ANGLES

SPECIAL LED

OPTICS

CCT **COLOR TEMPERATURE**

2700 K

3000 K

4000 K

BEAM ANGLES

20°/ 40°/ 60° | Ø 60 mm

20°/ 25°/ 35° | Ø 75 mm

18°/ 26°/ 40° | Ø 90 mm

CONTROL

STANDARD ON | OFF

DALI DIM









MAKE IT YOURS!

CONFIGURE ONLINE:
PROLICHT.AT/IMAGINE



IMAGINE

IP20 incl. ±90° 355° 50/60Hz 220-240V A++



DIMENSION MM	LED	WATT MAX.	LUMEN MAX.	CRI	ART.-NO STANDARD	ART.-NO DALI-DIM	1-29	TECHN. OPTIONS
Ø 60 H: 215	2700 K	14.5	940	90	320-0410	320-0412	◆	1
	3000 K	14.5	980	90	320-0420	320-0422	◆	1
	4000 K	14.5	1050	90	320-0430	320-0432	◆	1
Ø 60 H: 215	2700 K	12.1	520	90	320-0440	320-0442	◆	
	3000 K	14.7	580	90	320-0450	320-0452	◆	
	4000 K	14.7	640	90	320-0460	320-0462	◆	
s/s 10°								

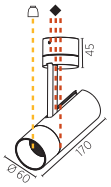

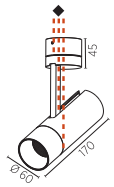



DIMENSION MM	LED	WATT MAX.	LUMEN MAX.	CRI	ART.-NO STANDARD	ART.-NO DALI-DIM	1-29	TECHN. OPTIONS
Ø 75 H: 235	2700 K	18.7	1490	90	320-0470	320-0472	◆	2
	3000 K	18.7	1530	90	320-0480	320-0482	◆	2
	4000 K	18.7	1640	90	320-0490	320-0492	◆	2
Ø 75 H: 235	2700 K	12.1	870	90	320-0500	320-0502	◆	
	3000 K	14.7	970	90	320-0510	320-0512	◆	
	4000 K	14.7	1060	90	320-0520	320-0522	◆	
s/s 8°								

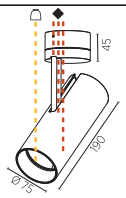

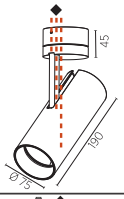



DIMENSION MM	LED	WATT MAX.	LUMEN MAX.	CRI	ART.-NO STANDARD	ART.-NO DALI-DIM	1-29	TECHN. OPTIONS
Ø 90 H: 255	2700 K	26.4	2210	90	320-0530	320-0532	◆	3
	3000 K	26.4	2270	90	320-0540	320-0542	◆	3
	4000 K	26.4	2440	90	320-0550	320-0552	◆	3
Ø 90 H: 255	2700 K	12.1	830	90	320-0560	320-0562	◆	
	3000 K	14.7	930	90	320-0570	320-0572	◆	
	4000 K	14.7	1030	90	320-0580	320-0582	◆	
s/s 6°								

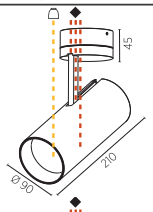

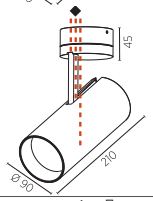

REFLECTOR 20 40 60 (1) 20° 40° 60° | 20 25 40 (2) 20° 25° 40° | 18 26 40 (3) 18° 26° 40°

ORDER EXAMPLE: ◆ 1-29 **320-0430 - 02** ◆ 1-29 **20** black 20°

KANN-ZUBEHÖR > CAN-HAVE ACCESSORY

		DIMENSION MM	ART.-NO	1-29	TECHN. OPTIONS
	*LINEARE STREULINSE LINEAR SPREAD LENSE*	Ø56 H:31	800-1048	◆	
		Ø66 H:31	800-1049		
		Ø78 H:31	800-1050		
	*STREULINSE SPREAD LENSE*	Ø56 H:31	800-1028	◆	
		Ø66 H:3	800-1029		
		Ø78 H:3	800-1030		
	*WABENRASTER (BLENDSCHUTZ) HONEYCOMB LOUVRE*	Ø56 H:31	800-1008	◆	
		Ø66 H:3	800-1009		
		Ø78 H:3	800-1010		

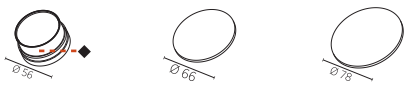





IMAGINE FLEX

IP20 incl. 90° 350° 50/60Hz 220-240V A++



DIMENSION MM	LED	WATT MAX.	LUMEN MAX.	CRI	ART.-NO STANDARD	ART.-NO DALI-DIM	1-29	1-29	TECHN. OPTIONS
Ø 75 H: 235	2700 K	20.0	1400	90	320-0590	320-0592	◆	▲	
	3000 K	20.0	1450	90	320-0600	320-0602	◆	▲	
	4000 K	20.0	1560	90	320-0610	320-0612	◆	▲	

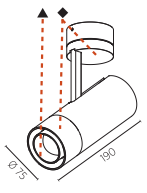

Hinweise zu technischen Angaben auf Seite 893 | *Technical data are subject to our data policy on page 893*



JAIPUR INDIAN RESTAURANT, AUSTRIA | PHOTO: ARMIN KUPRIAN | LIGHT PLANNING: HELMUT SIEBENFÖRCHER

INVADER
ON | WALL



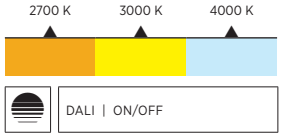

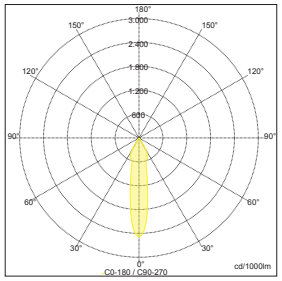

Sample:
ART. N° 320-0060- 03 03 40, 4000 K, 40°

Die zierlichen Strahler INVADER ON und INVADER WALL lassen sich optimal als Decken- oder Wandbeleuchtung in Hotel und Gastronomie einsetzen. Mit der Wahl eines abgestimmten Ausstrahlwinkels können vielfältige Lichtstimmungen inszeniert werden. Nahezu endlose Farbkombinationen geben Designern außerordentlichen Gestaltungsfreiraum.

The delicate spotlights INVADER ON and INVADER WALL are ideal for use as ceiling or wall lighting in residential or hospitality lighting. With the choice of a coordinated beam angle a wide range of lighting moods can be created. Almost endless color combinations give designers extraordinary creative freedom.

KORONA CONE



Der Ausblendkonus wird in beliebiger Farbe nur vom aufgestreuten Licht des Reflektors beaufschlagt und sorgt für architektonische Akzente ohne Verfälschung der Lichtfarbe.

The blanking cone is illuminated in any color only by the scattered light from the reflector and provides architectural accents without distorting the light color.

MULTI-COLOR



Leuchtengehäuse, Montageteil und Ausblendkonus können in allen PROLICHT-Farben gefertigt werden. Zur Veränderung des Farbkonzepts lässt sich der Konus nach der Montage austauschen.

Luminaire housing, mounting part and blanking cone can be manufactured in all PROLICHT colors. To change the color concept, the cone can be replaced after installation.

DIRECT / INDIRECT

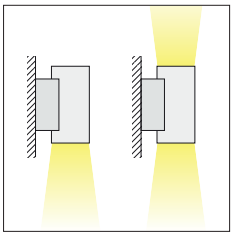

Der INVADER WALL ist in zwei Versionen verfügbar: Als Strahler mit einer reinen Direktbeleuchtung oder in Kombination aus direkter und indirekter Beleuchtung.

The INVADER WALL is available in two versions: as a spotlight with pure direct lighting or as a combination of direct and indirect lighting.

COMPLETE FAMILY



Ob Ein- oder Aufbaustrahler, Wand- oder Pendelleuchten - mit der INVADER Produktfamilie können komplette Objekte in einheitlicher Formsprache ausgestattet werden.

Whether recessed or surface-mounted spotlights, wall lights or pendant luminaires - with the INVADER product family, complete objects can be equipped in a harmonized overall design.



COLOR

◆ HOUSING ▲ CONE ● CANOPY

RAL Classic or any other special color on request

SHAPE

DIMENSION	ON
Ø 75 mm H: 150	Ø 75 mm H: 300
	WALL
Ø 75 mm H: 150	Ø 75 mm H: 300

FEATURES

LENS PACK

LINEAR SPREAD LENS / SPREAD LENS / HONEYCOMB LOUVER

KORONA CONE

25 COLORS

ON REQUEST

ADDITIONAL OPTIONS

INDIVIDUAL SIZES

SPECIAL COLOR TEMPERATURE

SPECIAL CONTROL OPTIONS

SPECIAL BEAM ANGLES

SPECIAL LED

OPTICS

COLOR TEMPERATURE

2700 K

3000 K

4000 K

LIGHT DISTRIBUTION

DIRECT

INDIRECT

BEAM ANGLES

20°/ 40°/ 60°

CONTROL

STANDARD ON | OFF

DALI DIM





MAKE IT YOURS!

CONFIGURE ONLINE:
PROLICHT.AT/INVADER



INVADER ON

IP20 | incl. | 50/60Hz 220-240V | A++

	DIMENSION MM	LED	WATT MAX.	LUMEN MAX.	CRI	ART.-NO STANDARD	ART.-NO DALI-DIM	1-29	1-29	TECHN. OPTIONS
	Ø 75 H: 150	2700 K	9.8	670	90	320-0010		◆	▲	
		3000 K	9.8	690	90	320-0020		◆	▲	
		4000 K	9.8	740	90	320-0030		◆	▲	
	Ø 75 H: 300	2700 K	9.8	670	90	320-0040	320-0042	◆	▲	
		3000 K	9.8	690	90	320-0050	320-0052	◆	▲	
		4000 K	9.8	740	90	320-0060	320-0062	◆	▲	
		NATUR. DIM	14.7	770	90		320-0372	◆	▲	

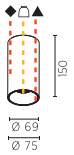

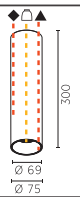

REFLECTOR 20 40 60 | 20° 40° 60°

ORDER EXAMPLE: ◆ ▲ | 320-0372- 02 03 20 | black white 20°

KANN-ZUBEHÖR > CAN-HAVE ACCESSORY		DIMENSION MM	ART.-NO	1-29	TECHN. OPTIONS			
	*LINEARE STREULINSE* *LINEAR SPREAD LENSE*	Ø 71 H: 28	800-1052	◆				
	*STREULINSE* *SPREAD LENSE*	Ø 71 H: 28	800-1032	◆				
	*WABENRASTER (BLEND-SCHUTZ)* *HONEYCOMB LOUVER*	Ø 71 H: 28	800-1012	◆				



VILLA MOELVEN - SWEDEN | LIGHT PLANNING: WRB ARKITEKTSTUDIO | PHOTO: STAFFAN LODQUIST

Hinweise zu technischen Angaben auf Seite 893 | *Technical data are subject to our data policy on page 893*



JAIPUR INDIAN RESTAURANT, AUSTRIA | PHOTO: ARMIN KUPRIAN | LIGHT PLANNING: HELMUT SIEBENFORCHER

INVADER WALL

IP20 | incl. | 50/60Hz 220-240V | CE | A++

DIMENSION MM	LED	WATT MAX.	LUMEN MAX.	CRI	ART.-NO STANDARD	ART.-NO DALI-DIM	1-29 ◆	1-29 ▲	1-29 ●	TECHN. OPTIONS
Ø 75 H: 150	2700 K	6.7	390	90	320-0090		◆	▲	●	⏢
	3000 K	6.7	400	90	320-0100		◆	▲	●	⏢
	4000 K	6.7	430	90	320-0110		◆	▲	●	⏢
Ø 75 H: 300	2700 K	6.7	390	90	320-0150	320-0152	◆	▲	●	⏢
	3000 K	6.7	400	90	320-0160	320-0162	◆	▲	●	⏢
	4000 K	6.7	430	90	320-0170	320-0172	◆	▲	●	⏢
	NATUR. DIM	14.7	770	90		320-0382	◆	▲	●	⏢
Ø 75 H: 150	2700 K	13.4	1100	90	320-0120		◆	▲	●	⏢
	3000 K	13.4	1140	90	320-0130		◆	▲	●	⏢
	4000 K	13.4	1210	90	320-0140		◆	▲	●	⏢
Ø 75 H: 300	2700 K	13.4	1100	90	320-0190	320-0192	◆	▲	●	⏢
	3000 K	13.4	1140	90	320-0200	320-0202	◆	▲	●	⏢
	4000 K	13.4	1210	90	320-0210	320-0212	◆	▲	●	⏢

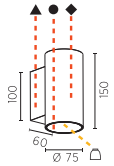

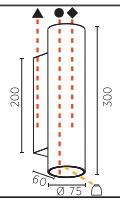

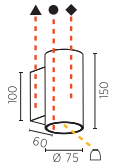

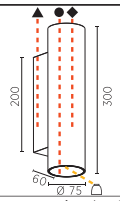

REFLECTOR 20 40 60 ⏢

20° 40° 60°

ORDER EXAMPLE: ◆ ▲ ● ⏢

320-0382 - 02 03 04 20

black white creamy 20°



HOSPITALITY MOMENTS | PHOTO: PATRICK SARINGER

Hinweise zu technischen Angaben auf Seite 893 | *Technical data are subject to our data policy on page 893*



PRIVATE RESIDENCE SEEFELD, AUSTRIA | PHOTO: ARMIN KUPRIAN



3.3

ANBAU SURFACE

SCHIENENSTRAHLER
TRACK SPOTLIGHTS

3.3

ANBAU | SURFACE
SCHIENENSTRAHLER | TRACK SPOTLIGHTS

CENTRIQ › 490, 496


CENTRIQ
494


CENTRIQ
WALLWASH
495


CENTRIQ FOR
CLICKTRACK
498 **NEW**

IMAGINE › 500


IMAGINE
504


IMAGINE PLUS
506 **NEW**


IMAGINE FLEX
506


IMAGINE FLEX
PLUS **NEW**
506

MAGIQ › 510


MAGIQ PLUS
WALLWASH
511

3.3
3.4
3.5
4.1
4.2
4.3
4.4
5.1

CENTRIQ

STANDARD | WALLWASH



DENIM STORE, AUSTRIA | PHOTO: GÜNTHER EGGER

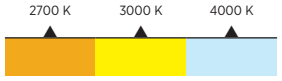

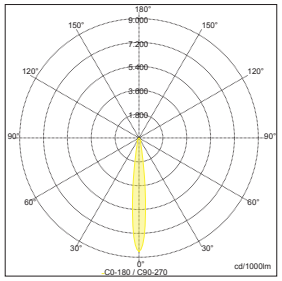

Sample:
ART. N° 330-0440- 03 03 02 16, 4000 K, 16°



3-Phasen-Schiene | 3-circuit track

...finden Sie hinten im ZUBEHÖR-Teil auf Seite 854
...see the ACCESSORIES-on page 854

Raffinierte Technik, minimalistisches Design: CENTRIQ stellt die Lichtwirkung in den Vordergrund. Im zeitlosen Gehäuse können sowohl Grund- und Akzentbeleuchtung als auch WALLWASH-Lösungen umgesetzt werden. Mit dem LED-Trackspot lässt sich ein breites Anwendungsspektrum realisieren. Dank des EXACT POSITIONING SYSTEM können die Leuchten mühelos auf den Punkt genau ausgerichtet und sicher arretiert werden.

Refined technology, minimalist design: CENTRIQ brings the lighting effect to the fore. Basic and accent lighting as well as WALLWASH solutions can be realized in the timeless housing. With the LED trackspot, a wide range of applications can be realized. Thanks to the EXACT POSITIONING SYSTEM, the lights can easily be aligned precisely and locked securely.

EXACT POSITIONING SYSTEM



Das EXACT POSITIONING SYSTEM umfasst eine Gradanzeige mit 10°-Schritten. Der Spot rastet bei einer Justierung mit hörbarem Klicken ein.

The EXACT POSITIONING SYSTEM features a degree indicator for every 10° increment. The spot clicks audibly into place when adjusted.

DUAL LOCK SYSTEM



Das DUAL LOCK SYSTEM der CENTRIQ 95 / 125 mit zwei Gewindestiften gewährleistet, dass die Leuchte sicher befestigt ist.

The DUAL LOCK SYSTEM on CENTRIQ 95/125 ensures that the luminaire is securely attached with two grub screws.

VERTICAL BOOST

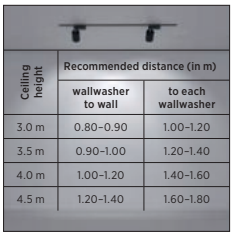

Ceiling height	Recommended distance (in m)	
	wallwasher to wall	to each wallwasher
3.0 m	0.80–0.90	1.00–1.20
3.5 m	0.90–1.00	1.20–1.40
4.0 m	1.00–1.20	1.40–1.60
4.5 m	1.20–1.40	1.60–1.80

Durch die genau berechnete Ausrichtung jedes einzelnen Bartenbach-Reflektors wird eine perfekt homogene Beleuchtung ohne Mehrfachschatten ermöglicht.

The precisely calculated position of each individual Bartenbach reflector allows for perfectly homogeneous illumination without multiple shadows.

INTEGRATED DALI ADAPTER



Der von PROLICHT entwickelte DALI-Adapter ist komplett in die thermoplastische Schienen-Befestigung integriert.

PROLICHT has developed its own DALI adapter, which is completely integrated inside the thermoplastic mechanical track mount.



COLOR

◆ HOUSING ▲ CONE

RAL Classic or any other special color on request

SHAPE

DIMENSION mm

Ø60 H:135	Ø75 H:182	Ø95 H:215	Ø125 H:150

FEATURES

ADJUSTABILITY

SWIVELING: 90°

ROTATION: 340°

LENS PACK

SPREAD LENS | LINEAR SPREAD LENS | HONEYCOMB

ON REQUEST

ADDITIONAL OPTIONS

INDIVIDUAL SIZES

COLOR TEMPERATURE

CONTROL OPTIONS

SPECIAL BEAM ANGLES

SPECIAL LED

OPTICS

CCT **COLOR TEMPERATURE**

2700 K

3000 K

4000 K

BEAM ANGLES

16° | 18° | 26°| 40° | 42° REFLECTORS

CONTROL

STANDARD ON | OFF

DALI DIM







MAKE IT YOURS!

CONFIGURE ONLINE:
PROLICHT.AT/CENTRIQ







VESCOM INTERIEUR, POLAND | PHOTO: IDEA LIGHT

CENTRIQ

IP20 incl. 90° 340° 50/60Hz 220-240V A++

DIMENSION MM	LED	WATT MAX.	LUMEN MAX.	CRI	ART.-NO STANDARD	ART.-NO DALI-DIM	1-29	1-29	TECHN. OPTIONS	
	2700 K	14.5	940	90	330-0250	330-0252	◆	▲	⊡ ①	
Ø 60 H: 135	3000 K	14.5	980	90	330-0260	330-0262	◆	▲	⊡ ①	
	4000 K	14.5	1050	90	330-0270	330-0272	◆	▲	⊡ ①	
	2700 K	12.1	520	90	330-0280	330-0282	◆	▲	⊡	
Ø 60 H: 135	3000 K	14.7	580	90	330-0290	330-0292	◆	▲	⊡	
	4000 K	14.7	640	90	330-0300	330-0302	◆	▲	⊡	
s/s 8°										
	2700 K	26.4	2030	90	330-0990	330-0992	◆	▲	⊡ ④	
Ø 75 H: 182	3000 K	26.4	2080	90	330-1000	330-1002	◆	▲	⊡ ④	
	4000 K	26.4	2230	90	330-1010	330-1012	◆	▲	⊡ ④	
	2700 K	12.1	870	90	330-0960	330-0962	◆	▲	⊡	
Ø 75 H: 182	3000 K	14.7	970	90	330-0970	330-0972	◆	▲	⊡	
	4000 K	14.7	1060	90	330-0980	330-0982	◆	▲	⊡	
s/s 10°										
	2700 K	18.7	1630	90	330-0310	330-0312	◆	▲	⊡ ②	
Ø 95 H: 215	3000 K	18.7	1670	90	330-0320	330-0322	◆	▲	⊡ ②	
	4000 K	18.7	1790	90	330-0330	330-0332	◆	▲	⊡ ②	
	2700 K	26.4	2210	90	330-0340	330-0342	◆	▲	⊡ ②	
Ø 95 H: 215	3000 K	26.4	2270	90	330-0350	330-0352	◆	▲	⊡ ②	
	4000 K	26.4	2440	90	330-0360	330-0362	◆	▲	⊡ ②	
	2700 K	35.2	2770	90	330-0370		◆	▲	⊡ ②	
Ø 95 H: 215	3000 K	35.2	2840	90	330-0380		◆	▲	⊡ ②	
	4000 K	35.2	3040	90	330-0390		◆	▲	⊡ ②	
	2700 K	12.1	830	90	330-0400	330-0402	◆	▲	⊡	
Ø 95 H: 215	3000 K	14.7	930	90	330-0410	330-0412	◆	▲	⊡	
	4000 K	14.7	1030	90	330-0420	330-0422	◆	▲	⊡	
s/s 8°										
	2700 K	21.2	1440	90	330-0450	330-0452	◆	▲	⊡	
Ø 125 H: 150	3000 K	21.2	1490	90	330-0460	330-0462	◆	▲	⊡	
	4000 K	21.2	1600	90	330-0470	330-0472	◆	▲	⊡	
s/s 8°										
	3000 K	54.2	4590	90	330-0440	330-0442	◆	▲	⊡ ③	
Ø 125 H: 150	4000 K	54.9	5250	90	330-0430	330-0432	◆	▲	⊡ ③	






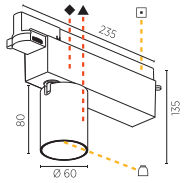

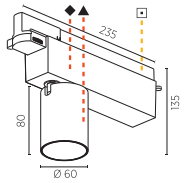

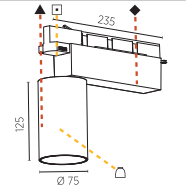

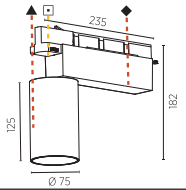

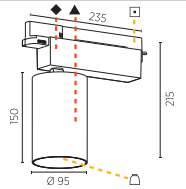

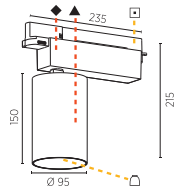

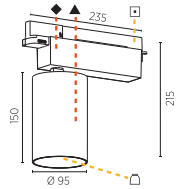

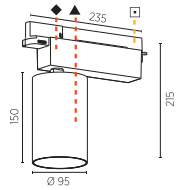

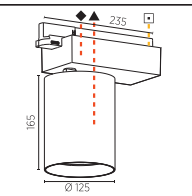

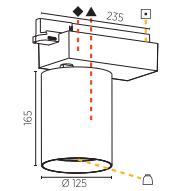

ADAPTER COLOUR 01 02 03 ⊡ black white SILVER

REFLECTOR ① 20 40 60 (20° 40° 60°) ② 18 26 40 (18° 26° 40°) ③ 16 26 42 (16° 26° 42°) ④ 20 25 40 (20° 25° 40°)

ORDER EXAMPLE: ◆ ▲ ⊡ ⊓
330-0390 - 02 03 01 18
black white SILVER 18°

Hinweise zu technischen Angaben auf Seite 893 | *Technical data are subject to our data policy on page 893*

KANN-ZUBEHÖR > CAN-HAVE ACCESSORY		DIMENSION MM	ART.-NO	1-29	TECHN. OPTIONS			
	*LINEARE STREULINSE* *LINEAR SPREAD LENS*	Ø 56 H: 31	800-1045	◆				
	*LINEARE STREULINSE* *LINEAR SPREAD LENS*	Ø 66 H: 3	800-1049					
	*LINEARE STREULINSE* *LINEAR SPREAD LENS*	Ø 78 H: 3	800-1046					
	*LINEARE STREULINSE* *LINEAR SPREAD LENS*	Ø 108 H: 3	800-1047					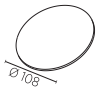
	*STREULINSE* *SPREAD LENS*	Ø 56 H: 31	800-1025	◆				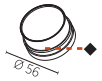
	*STREULINSE* *SPREAD LENS*	Ø 66 H: 3	800-1029					
	*STREULINSE* *SPREAD LENS*	Ø 78 H: 3	800-1026					
	*STREULINSE* *SPREAD LENS*	Ø 108 H: 3	800-1027					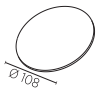
	*WABENRASTER* *(BLENDSCHUTZ)* *HONEYCOMB LOUVRE*	Ø 56 H: 31	800-1005	◆				
	*WABENRASTER* *(BLENDSCHUTZ)* *HONEYCOMB LOUVRE*	Ø 66 H: 3	800-1009					
	*WABENRASTER* *(BLENDSCHUTZ)* *HONEYCOMB LOUVRE*	Ø 76 H: 6	800-1006					
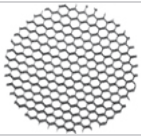	*WABENRASTER* *(BLENDSCHUTZ)* *HONEYCOMB LOUVRE*	Ø 105 H: 6	800-1007					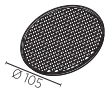

CENTRIQ WALLWASH

IP20 incl. 90° 340° 50/60Hz 220-240V A++



DIMENSION MM	LED	WATT MAX.	LUMEN MAX.	CRI	ART.-NO STANDARD	ART.-NO DALI-DIM	1-29	1-29	TECHN. OPTIONS
Ø 125 H: 230	2700 K	39.9	2040	90	330-0480	330-0482	◆	▲	⊡
	3000 K	39.9	2120	90	330-0490	330-0492	◆	▲	⊡
	4000 K	39.9	2234	90	330-0500	330-0502	◆	▲	⊡

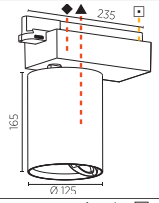

ADAPTER 01 02 03 ⊡
COLOUR

ORDER EXAMPLE: ◆ ▲ ⊡
330-0500 - 02 03 01
black white SILVER

CENTRIQ
FOR CLICKTRACK 30 | 40 | 55



PRIVATE RESIDENCE, NIEDERNDORF, AUSTRIA | PHOTO: ARMIN KUPRIAN

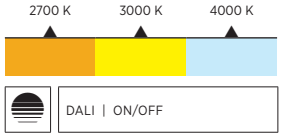

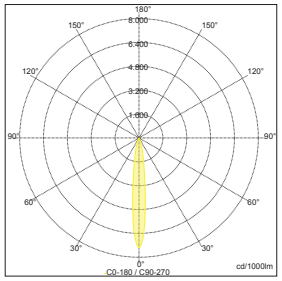

Sample:
ART. N° 330-0940-03 03 15, 3000 K, 15°



CLICKTRACK-Schiene | CLICKTRACK rail

...finden Sie in den SYSTEM-Kapiteln (1.4, 2.4 3.5) unter Komponenten und im ZUBEHÖR auf Seite 857
...find in SYSTEM chapters (1.4, 2.4 3.5) - see components in ACCESSORIES on page 857

Speziell für die 48 Volt Schienen entwickelt ist der CENTRIQ CLICKTRACK, der Inbegriff des Minimalismus. Das raffinierte System ist einfach konfigurierbar und sorgt für maximale Flexibilität. Der effiziente LED-Strahler ist in drei Größen und mit verschiedenen Linsen und Abstrahlwinkeln erhältlich. Für das Gehäuse stehen zur Individualisierung die PROLICHT-Farben zur Verfügung.

The CENTRIQ CLICKTRACK is the epitome of minimalism, specially developed for the 48 volt rails. The sophisticated system is easily configurable and ensures maximum flexibility. The efficient LED spotlight is available in three sizes and with different lenses and beam angles. The PROLICHT colors are available for the housing for customization purposes.

DALI POWERLINE COMMUNICATION



Bei der ferngesteuerten Powerline Communication werden DALI-Befehle über Gleichstromleitungen übermittelt. Dies ermöglicht die volle Kontrolle über einzelne Leuchten.

Remote power line communication offers full DALI control of individual luminaires by sending commands via the DC power lines.

EASY MOUNTING



Die CENTRIQ-Spots für Clicktrack werden einfach und werkzeugfrei durch Klick in der Schiene befestigt.

The CENTRIQ spots for Clicktrack are mounted simply by clicking them into the track, without the need for tools.

DIFFERENT SIZES OF SPOTS



Verstellbare Strahler in drei Größen (Ø 30-40-55 mm) mit verschiedenen Linsen und Lumenpaketen.

Adjustable spotlights in three sizes (Ø 30-40-55 mm) with different lenses and lumen packages.

DIFFERENT OPTICS



Die CENTRIQ 30 ist mit TIR-Linsen ausgestattet, bei der CENTRIQ 40 und 50 kann zwischen verschiedenen Reflektoren und Linsen gewählt werden.

The CENTRIQ 30 comes with TIR lenses, while the CENTRIQ 40 and 50 offer a choice of reflectors and lenses.

CENTRIQ
CLICKTRACK 55

CENTRIQ
CLICKTRACK 40

CENTRIQ
CLICKTRACK 30



COLOR

◆ HOUSING ▲ CONE

RAL Classic or any other special color on request

SHAPE

DIMENSION		mm
Ø 30 H:74	Ø 40 H:88	Ø 55 H:112

ON REQUEST

ADDITIONAL OPTIONS
INDIVIDUAL SIZES
COLOR TEMPERATURE
CONTROL OPTIONS
SPECIAL BEAM ANGLES

OPTICS

CCT

COLOR TEMPERATURE
2700 K
3000 K
4000 K

BEAM ANGLES	LENS
	24°/ 32° LENS
	REFLECTORS
15° | 17° | 20° |25°| 31° | 33° | 35° | 36° | 40° | 46° | 50°	

CONTROL
STANDARD ON | OFF
DALI DIM







MAKE IT YOURS!

CONFIGURE ONLINE:
PROLICHT.AT/CENTRIQ



CENTRIQ CLICKTRACK

IP20 | incl. | ±90° | 360° | 48V DC | CE | A++

	DIMENSION MM	LED	WATT MAX.	LUMEN MAX.	CRI	ART.-NO STANDARD	ART.-NO DALI-DIM	1-29	1-29	TECHN. OPTIONS
	Ø 30 H: 74	2700 K	4.4	260	90	330-0870	330-0872	◆	▲	
		3000 K	4.4	270	90	330-0880	330-0882	◆	▲	
		4000 K	4.4	290	90	330-0890	330-0892	◆	▲	
	Ø 40 H: 88	2700 K	6.5	468	90	330-0900	330-0902	◆	▲	1
		3000 K	6.5	490	90	330-0910	330-0912	◆	▲	1
		4000 K	6.5	520	90	330-0920	330-0922	◆	▲	1
	Ø 40 H: 88	2700 K	6.4	350	90	330-0810	330-0812	◆	▲	
		3000 K	6.4	380	90	330-0820	330-0822	◆	▲	
		4000 K	6.4	400	90	330-0830	330-0832	◆	▲	
	Ø 55 H: 112	2700 K	9.2	486	90	330-0840	330-0842	◆	▲	
		3000 K	9.2	524	90	330-0850	330-0852	◆	▲	
		4000 K	9.2	548	90	330-0860	330-0862	◆	▲	
	Ø 55 H: 112	2700 K	12	720	90	330-0930	330-0932	◆	▲	2
		3000 K	12	760	90	330-0940	330-0942	◆	▲	2
		4000 K	12	820	90	330-0950	330-0952	◆	▲	2

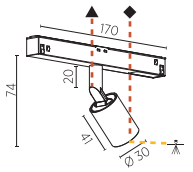

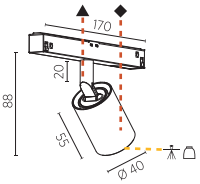

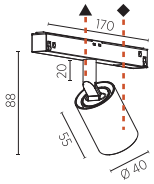

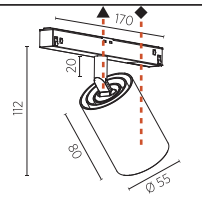

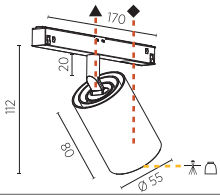

LENS 24 32 | 24° 32°

1 BEAM ANGLE 20 31 36 40 50 | 20° 31° 36° 40° 50°

2 BEAM ANGLE 15 17 25 33 35 46 | 15° 17° 25° 33° 35° 46°

ORDER EXAMPLE: ◆ ▲ | **330-0890 - 02 03 24** | black white 24°

Hinweise zu technischen Angaben auf Seite 893 | *Technical data are subject to our data policy on page 893*



PRIVATE RESIDENCE NIEDERNDORF, AUSTRIA | PHOTO: ARMIN KUPRIAN

IMAGINE

STANDARD | PLUS | FLEX | FLEX PLUS



PRIVATE RESIDENCE PM, AUSTRIA | PHOTO: ARMIN KUPRIAN

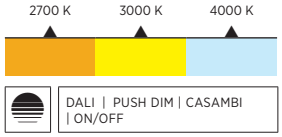

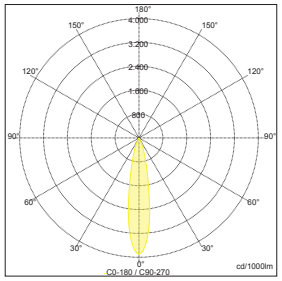

Sample:
ART. N° 330-0090- 03 03 20, 4000 K, 20°



3-Phasen-Schiene | 3-circuit track

...finden Sie hinten im ZUBEHÖR-Teil auf Seite 854
...find in our ACCESSORY-part behind on page 854

Die IMAGINE und IMAGINE FLEX Stromschienen-Strahler zeichnen sich durch einen speziellen Gelenkarm aus, der eine 350° Rotation und 90° Neigung ermöglicht. Der neue IMAGINE FLEX ist - ähnlich einem Fotoobjektiv - flexibel einstellbar. Das innovative System bewirkt eine präzise Fokussierung des Lichtstrahls zwischen 14° und 48° mit einer plankonvexen Linse.

The IMAGINE and IMAGINE FLEX power rail-mounted spotlights are unique with their special articulated arm that allows 350° rotation and 90° tilt. The new IMAGINE FLEX is adjustable just like a camera lens. The innovative system allows precise focusing of the beam between 14° and 48° using a plano-convex lens.

VARIABLE FOCUSING



Beim IMAGINE FLEX erlaubt ein spezieller Mechanismus die Fokus-Ausrichtung ganz ohne Werkzeug. Stufenlos sind dabei Ausstrahlwinkel zwischen 14° und 48° einstellbar.

A special mechanism of the IMAGINE FLEX allows tool-free focus adjustment. The beam angle can be continuously adjusted between 14° and 48°.

GLARE PROTECT



Der Strahler kombiniert beachtliche Leistung mit höchster Blendfreiheit. Ein schwarzer Entblendtubus an der Lichtaustrittseite sorgt für einen optimalen visuellen Komfort.

The high performance of this spotlight is superbly glare-free. A black anti-glare tube on the light output side ensures optimal visual comfort.

100% ADJUSTABILITY



Die IMAGINE-Strahler zeichnen sich durch ihre Verstellbarkeit aus. Ein spezieller Gelenkarm ermöglicht eine Drehung um 350° und eine Neigung von bis zu 90°.

The IMAGINE spotlights are characterized by their adjustability. A special articulated arm allows rotation of 350° and inclination of up to 90°.

INTEGRATED DRIVER



Die IMAGINE PLUS Strahler sind alternativ zu DALI auch mit CASAMBI und Push-Dimm-Treiber erhältlich. Dank Memory-Funktion behalten sie ihre Dimm-Einstellung auch nach Netztrennung.

The IMAGINE PLUS spotlights are available as an alternative to DALI with CASAMBI and push dimming driver. The memory function enables you to keep your dimmer setting even after the power has been disconnected.



COLOR

◆ HOUSING ▲ CONE

RAL Classic or any other special color on request

SHAPE

DIMENSION		STANDARD | mm
Ø60 H:190	Ø75 H:210	Ø90 H:230

FLEX | mm
Ø75 H:210

FEATURES

LENS PACK
SPREAD LENS | LINEAR SPREAD LENS | HONEYCOMB

ADJUSTABILITY
SWIVELING: 90°
ROTATION: 350°

ON REQUEST

ADDITIONAL OPTIONS
INDIVIDUAL SIZES
COLOR TEMPERATURE
CONTROL OPTIONS
SPECIAL BEAM ANGLES
SPECIAL LED

OPTICS

CCT COLOR TEMPERATURE
2700 K
3000 K
4000 K

BEAM ANGLES	STANDARD Ø60
	20°| 40° | 60° REFLECTORS
	10° SUPER SPOT
	STANDARD & FLEX Ø75
	20°| 25° | 40° REFLECTORS
	8° SUPER SPOT
	STANDARD Ø90
	18° | 26° | 40° REFLECTORS
	6° SUPER SPOT

CONTROL
STANDARD ON | OFF
DALI DIM
PUSH DIM
CASAMBI







MAKE IT YOURS!

CONFIGURE ONLINE:
PROLICHT.AT/IMAGINE





HARLEY DAVIDSON, CZECH REPUBLIC | PHOTO: LUBOŠ TUREK | LIGHT PLANNING: BOOBA


HARLEY-DAVIDSON

IMAGINE

IP20 incl. 90° 350° 50/60Hz 220-240V A++



DIMENSION MM	LED	WATT MAX.	LUMEN MAX.	CRI	ART.-NO STANDARD	ART.-NO DALI-DIM	1-29	TECHN. OPTIONS	
Ø 60 H: 190	2700 K	14.5	940	90	330-0010	330-0012	◆	⊡ ①	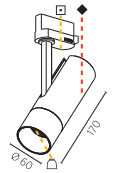
	3000 K	14.5	980	90	330-0020	330-0022	◆	⊡ ①	
	4000 K	14.5	1050	90	330-0030	330-0032	◆	⊡ ①	
Ø 60 H: 190	2700 K	12.1	520	90	330-0040	330-0042	◆	⊡	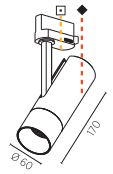
	3000 K	14.7	580	90	330-0050	330-0052	◆	⊡	
	4000 K	14.7	640	90	330-0060	330-0062	◆	⊡	
s/s 10°									



Ø 75 H: 210	2700 K	18.7	1490	90	330-0070	330-0072	◆	⊡ ②	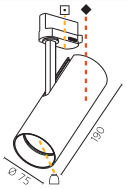
	3000 K	18.7	1530	90	330-0080	330-0082	◆	⊡ ②	
	4000 K	18.7	1640	90	330-0090	330-0092	◆	⊡ ②	
Ø 75 H: 210	2700 K	12.1	890	90	330-0100	330-0102	◆	⊡ s/s	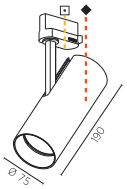
	3000 K	14.7	990	90	330-0110	330-0112	◆	⊡ s/s	
	4000 K	14.7	1100	90	330-0120	330-0122	◆	⊡ s/s	
s/s 8°									



Ø 90 H: 230	2700 K	26.4	2210	90	330-0130	330-0132	◆	⊡ ③	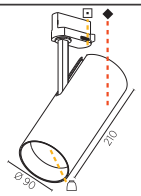
	3000 K	26.4	2270	90	330-0140	330-0142	◆	⊡ ③	
	4000 K	26.4	2440	90	330-0150	330-0152	◆	⊡ ③	
Ø 90 H: 230	2700 K	12.1	830	90	330-0160	330-0162	◆	⊡	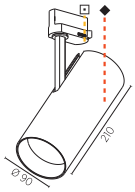
	3000 K	14.7	930	90	330-0170	330-0172	◆	⊡	
	4000 K	14.7	1030	90	330-0180	330-0182	◆	⊡	
s/s 6°									

ADAPTER COLOUR: 01 02 03 ⊡

REFLECTOR: 20 40 60 ① (20° 40° 60°) | 20 25 40 ② (20° 25° 40°) | s/s SUPERSPOT 08 8° 09 9° | 18 26 40 ③ (18° 26° 40°)

ORDER EXAMPLE: ◆ ⊡ **330-0180 - 02 01** (02 black, 01 SILVER)

Hinweise zu technischen Angaben auf Seite 893 | *Technical data are subject to our data policy on page 893*

KANN-ZUBEHÖR > CAN-HAVE ACCESSORY		DIMENSION MM	ART.-NO	1-29	TECHN. OPTIONS			
	*LINEARE STREULINSE* *LINEAR SPREAD LENS*	Ø 56 H: 31	800-1048	◆				
	*LINEARE STREULINSE* *LINEAR SPREAD LENS*	Ø 66 H: 3	800-1049					
	*LINEARE STREULINSE* *LINEAR SPREAD LENS*	Ø 78 H: 3	800-1050					
	*STREULINSE* *SPREAD LENS*	Ø 56 H: 31	800-1028	◆				
	*STREULINSE* *SPREAD LENS*	Ø 66 H: 3	800-1029					
	*STREULINSE* *SPREAD LENS*	Ø 78 H: 3	800-1030					
	*WABENRASTER* *(BLENDSCHUTZ)* *HONEYCOMB LOUVRE*	Ø 56 H: 31	800-1008	◆				
	*WABENRASTER* *(BLENDSCHUTZ)* *HONEYCOMB LOUVRE*	Ø 66 H: 3	800-1009					
	*WABENRASTER* *(BLENDSCHUTZ)* *HONEYCOMB LOUVRE*	Ø 78 H: 3	800-1010					

IMAGINE PLUS

IP20 incl. 90° 350° 50/60Hz 220-240V A++



DIMENSION MM	LED	WATT MAX.	LUMEN MAX.	CRI	ART.-NO PUSH-DIM	ART.-NO CASAMBI	1-29	TECHN. OPTIONS
Ø 75 H: 204	2700 K	12.1	890	90	330-1080	330-1110	◆	⊡ S/S
	2700 K	18.7	1420	90	330-1020	330-1050	◆	⊡
	3000 K	14.7	990	90	330-1090	330-1120	◆	⊡ S/S
	3000 K	18.5	1450	90	330-1030	330-1060	◆	⊡
	4000 K	14.7	1100	90	330-1100	330-1130	◆	⊡ S/S
	4000 K	18.7	1550	90	330-1040	330-1070	◆	⊡

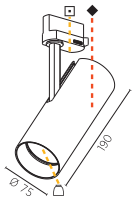

ADAPTER COLOUR: 01 02 03 ⊡

REFLECTOR: 20 (20°) 25 (25°) 40 (40°)

SUPERSPOT: 08 (8°) 09 (9°)

ORDER EXAMPLE: ◆ ⊡ ⊓ **330-1100 - 02 01 08** (02 black, 01 SILVER, 08 8°)

KANN-ZUBEHÖR > CAN-HAVE ACCESSORY		DIMENSION MM	ART.-NO	1-29	TECHN. OPTIONS			
	*LINEARE STREULINSE LINEAR SPREAD LENS*	Ø 66 H: 3	800-1049					
	*STREULINSE SPREAD LENS*	Ø 66 H: 3	800-1029					
	*WABENRASTER (BLENDSCHUTZ) HONEYCOMB LOUVRE*	Ø 66 H: 3	800-1009					

IMAGINE FLEX

IP20 incl. 90° 350° 50/60Hz 220-240V A++



DIMENSION MM	LED	WATT MAX.	LUMEN MAX.	CRI	ART.-NO STANDARD	ART.-NO DALI-DIM	1-29	1-29	TECHN. OPTIONS
Ø 75 H: 210	2700 K	20.0	1400	90	330-0720	330-0722	◆	▲	⊡
	3000 K	20.0	1450	90	330-0730	330-0732	◆	▲	⊡
	4000 K	20.0	1560	90	330-0740	330-0742	◆	▲	⊡

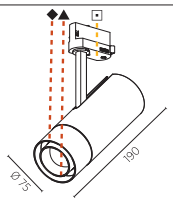

ADAPTER COLOUR: 01 02 03 ⊡

ORDER EXAMPLE: ◆ ▲ ⊡ **330-0720 - 02 03 01** (02 black, 03 white, 01 SILVER)

IMAGINE FLEX PLUS

IP20 incl. 90° 350° 50/60Hz 220-240V A++



DIMENSION MM	LED	WATT MAX.	LUMEN MAX.	CRI	ART.-NO PUSH-DIM	ART.-NO CASAMBI	1-29	1-29	TECHN. OPTIONS
Ø 75 H: 204	2700 K	20.0	1400	90	330-1140	330-1170	◆	▲	⊡
	3000 K	20.0	1450	90	330-1150	330-1180	◆	▲	⊡
	4000 K	20.0	1560	90	330-1160	330-1190	◆	▲	⊡

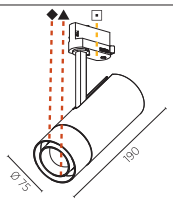

REFLECTOR: 14°-48° stepless

ADAPTER COLOUR: 01 02 03 ⊡

ORDER EXAMPLE: ◆ ▲ ⊡ **330-1160 - 02 03 01** (02 black, 03 white, 01 SILVER)

Hinweise zu technischen Angaben auf Seite 893 | *Technical data are subject to our data policy on page 893*



TENTE CAMPUS - WERMELSKIRCHEN, GERMANY, EUROPE | PHOTO: PHILIP KISTNER | ARCHITECTURE: DESIGNAGENTUR BÜRGER ALBRECHT PARTNER



DAVID LINLEY LONDON, UK | PHOTO: LIGHTWORKS





BANG & OLUFSEN, AUSTRIA | PHOTO: MARTIN VANDORY

MAGIQ
PLUS WALLWASH



DENIM STORE, AUSTRIA | PHOTO: GÜNTHER EGGER

2700 K | 3000 K | 4000 K

DALI | ON/OFF

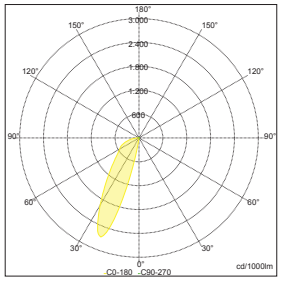

Sample:
ART. N° 330-0700- 03 03 03, 3000 K, WALLWASHER



3-Phasen-Schiene | 3-circuit track

...finden Sie hinten im ZUBEHÖR-Teil auf Seite 854
...find in our ACCESSORIES-on page 854

Der Reflektor-Körper des MAGIQ PLUS WALLWASH kann um 180° gedreht und dank Plug & Play wieder fest fixiert werden. Der Kippmechanismus erlaubt ein Einstellen der Neigung bis zu 15° (in Schritten von 5°). Dies schafft Flexibilität und Sicherheit, falls z.B. eine Schiene zu nahe an der Wand montiert wurde. Um eine gleichmäßige Beleuchtung auch im Bodenbereich zu gewährleisten, kommen optimierte RDB-Reflektoren von Bartenbach zum Einsatz.

The reflector body of the MAGIQ PLUS WALLWASH can be rotated around 180° and locked in place again using a plug & play system. The tilting mechanism can be adjusted to an angle of up to 15° (in 5° increments). This creates flexibility and safety, for example if a rail is mounted too close to the wall. Optimized RPV reflectors from Bartenbach are used to ensure even lighting in the floor area.

EXCELLENT FOR HIGH CEILINGS / WALLS

Ceiling height	Recommended distance (in m)	
	wallwasher to wall	to each wallwasher
3.0 m	0.80–0.90	1.00–1.20
3.5 m	0.90–1.00	1.20–1.40
4.0 m	1.00–1.20	1.40–1.60
4.5 m	1.20–1.40	1.60–1.80

MAGIQ nutzt Bartenbach-Reflektoren. Jedes Modul hat fünf Reflektoren, die in verschiedenen Winkeln montiert sind.

MAGIQ uses Bartenbach reflectors. Each module has 5 reflectors mounted at different angles.

LOW UNIFIED GLARE RATING (UGR)



Die Positionierung der fünf Reflektoren gewährleistet eine gleichmäßige Beleuchtung von Wänden mit bis zu 4,5 m Höhe (PROLICHT VERTICAL BOOST).

The positioning of the 5 reflectors ensures even illumination of walls up to 4.5 m in height (PROLICHT VERTICAL BOOST).

DUAL ADJUSTMENT



In beide Richtungen (in 5°-Schritten) um mehr als 15° verstellbar dank eines internen Schwenkmechanismus.

Adjustable in both directions over more than 15° (in 5° increments) thanks to an internal tilting mechanism.

180° ROTATIONAL SYSTEM



Ein ausgeklügeltes System zur Entriegelung der Reflektorbasis, das eine Rotation um 180° und eine anschließende Arretierung erlaubt.

An ingenious system for unlocking the reflector base, rotating it 180° and securing it again.



COLOR

◆ HOUSING ▲ BASE

RAL Classic or any other special color on request

SHAPE

DIMENSION mm

392x50 H:130

OPTICS

COLOR TEMPERATURE

2700 K | 3000 K | 4000 K

BEAM ANGLES

WALLWASH

CONTROL

STANDARD ON | OFF

DALI DIM

ON REQUEST

ADDITIONAL OPTIONS

COLOR TEMPERATURE

CONTROL OPTIONS

MAGIQ PLUS WALLWASH

IP20 incl. 15° 50/60Hz 220-240V A++

DIMENSION MM	LED	WATT MAX.	LUMEN MAX.	CRI	ART.-NO STANDARD	ART.-NO DALI-DIM	1-29 ◆	1-29 ▲	TECHN. OPTIONS
392x50 H: 130	2700 K	44.0	3220	90	330-0660	330-0662	◆	▲	⊡
	3000 K	44.0	3430	90	330-0670	330-0672	◆	▲	⊡
	4000 K	44.0	3610	90	330-0680	330-0682	◆	▲	⊡
BLACK									
392x50 H: 130	2700 K	44.0	3220	90	330-0690	330-0692	◆	▲	⊡
	3000 K	44.0	3430	90	330-0700	330-0702	◆	▲	⊡
	4000 K	44.0	3610	90	330-0710	330-0712	◆	▲	⊡
WHITE									

ADAPTER COLOUR 01 02 03 ⊡

ORDER EXAMPLE: ◆ ▲ ⊡
330-0710 - 02 03 01
black white SILVER

MAKE IT YOURS!

CONFIGURE ONLINE:
PROLICHT.AT/MAGIQ



3.4

ANBAU
SURFACE

PROFILLEUCHTEN
PROFILE LIGHTS

3.4

ANBAU | SURFACE
PROFILLEUCHTEN I PROFILE LIGHTS

GHOST › 514


BUNGA
516


FINO
516

GROOVE › 518


GROOVE
519

IDAHO › 520


IDAHO 40
522


IDAHO 75
522


IDAHO 100
522

NEVERENDING › 524


NEVERENDING
526



GHOST
BUNGA | FINO



LENDLEASE OFFICES BARANGAROO | SYDNEY, AUSTRALIA | PHOTO: NICOLE ENGLAND

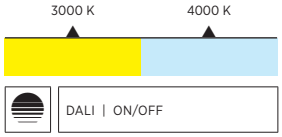

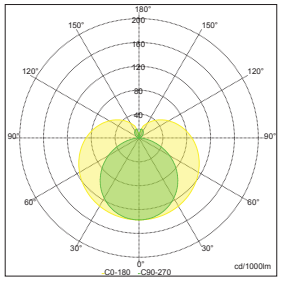

Sample:
ART. Nº 340-2250- 03, 3000 K, OPAL

Die Leuchtenfamilie GHOST mit der runden BUNGA und der eckigen FINO schafft Licht wie aus einer anderen Dimension. Der Diffusor mit satinierter Oberfläche ist puristisch und zeitlos im Design. Er umschließt das LED-Leuchtmittel und erzeugt äußerst gleichmäßiges Licht. Die Konstruktion und Funktion der Lichtquelle tritt vollkommen in den Hintergrund und übrig bleibt: Licht in seiner reinsten Form.

The GHOST family of luminaires with the round BUNGA and the square FINO creates a light from another dimension. The diffuser, with its satin surface, is purist and timeless in design. It encloses the LED lamp and generates extremely even light. The construction and function of the light source take a back seat entirely leaving nothing but light, in its purest form.

GHOST IDENTITY



Eine Leuchte mit Wiedererkennungswert! Alle GHOST-Varianten können mit individuellen Texten, Symbolen oder Brandings (Klebefolie) gestaltet werden.

A luminaire with recognition value! All GHOST variants can be designed with individual texts, symbols or brandings (adhesive film).

BUNGA END CAPS



Die Enddeckel aus Aluminium sind in allen PROLICHT-Farben verfügbar und können damit auf die Markenidentität oder das Raumkonzept abgestimmt werden.

The aluminum end covers are available in all PROLICHT colors and can therefore be matched to the brand identity or the room concept.



COLOR

◆ END CAP

RAL Classic or any other special color on request

SHAPE

DIMENSION				BUNGA | H: 108 mm
900x115	1180x115	1460x115	1740x115	2020x115
				FINO | H: 76 mm
900x65	1180x65	1460x65	1740x65	2020x65

ON REQUEST

ADDITIONAL OPTIONS
INDIVIDUAL SIZES
SPECIAL COLOR TEMPERATURE
SPECIAL CONTROL OPTIONS
INDIVIDUAL PRINTINGS (LETTERS OR SIGNS)
EMERGENCY LIGHTING
RGB | TUNABLE WHITE

OPTICS

CCT

COLOR TEMPERATURE
3000 K
4000 K

LIGHT DISTRIBUTION
DIRECT

CONTROL
STANDARD ON | OFF
DALI DIM





MAKE IT YOURS!

CONFIGURE ONLINE:
PROLICHT.AT/GHOST



BUNGA

IP20 incl. 50/60Hz 220-240V A++



DIMENSION MM	LED	WATT MAX.	LUMEN MAX.	CRI	ART.-NO STANDARD	ART.-NO DALI-DIM	1-29	TECHN. OPTIONS	
900x115 H: 108	3000 K	15.2	1660	80	340-2130	340-2132	◆		
	4000 K	15.2	1750	80	340-2140	340-2142	◆		
1180x115 H: 108	3000 K	20.2	2210	80	340-2160	340-2162	◆		
	4000 K	20.2	2340	80	340-2170	340-2172	◆		
1460x115 H: 108	3000 K	25.3	2770	80	340-2190	340-2192	◆		
	4000 K	25.3	2920	80	340-2200	340-2202	◆		
1740x115 H: 108	3000 K	30.4	3320	80	340-2220	340-2222	◆		
	4000 K	30.4	3510	80	340-2230	340-2232	◆		
2020x115 H: 108	3000 K	35.4	3870	80	340-2250	340-2252	◆		
	4000 K	35.4	4090	80	340-2260	340-2262	◆		

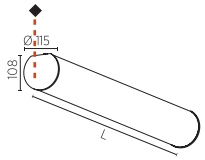

FINO

incl. 50/60Hz 220-240V A++



DIMENSION MM	LED	WATT MAX.	LUMEN MAX.	CRI	ART.-NO STANDARD	ART.-NO DALI-DIM	1-29	TECHN. OPTIONS	
900x65 H: 76	3000 K	15.2	1710	80	340-2522	340-2520	◆		
	4000 K	15.2	1810	80	340-2530	340-2532	◆		
1180x65 H: 76	3000 K	20.2	2280	80	340-2550	340-2552	◆		
	4000 K	20.2	2410	80	340-2560	340-2562	◆		
1460x65 H: 76	3000 K	25.3	2850	80	340-2580	340-2582	◆		
	4000 K	25.3	3020	80	340-2590	340-2592	◆		
1740x65 H: 76	3000 K	30.4	3430	80	340-2610	340-2612	◆		
	4000 K	30.4	3620	80	340-2620	340-2622	◆		
2020x65 H: 76	3000 K	35.4	4000	80	340-2640	340-2642	◆		
	4000 K	35.4	4220	80	340-2650	340-2652	◆		

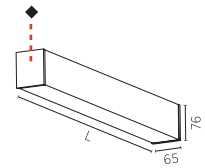

Hinweise zu technischen Angaben auf Seite 893 | *Technical data are subject to our data policy on page 893*



INSPIRATION | RENDERWORK

GROOVE
STANDARD



PHOTO: ARMIN KUPRIAN

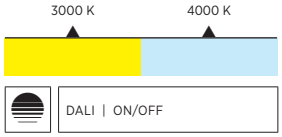

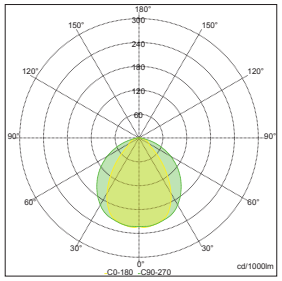

Sample:
ART. N° 340-2110- 00 00, 4000 K, OPAL

Die GROOVE Profilleuchten bestehen aus Aluminium-Strangpressprofilen und dem GROOVE typischen, weit zurückversetzten Diffusor. Bei der Anbau-LED-Leuchte kann die Innenseite der Profile in einer anderen Farbe als die Außenseite veredelt werden. So entstehen außergewöhnliche, farbige Lichtwelten – ideal für ein kreatives Interiordesign für private Räume, Bürogebäude oder Hospitality-Welten.

The GROOVE profile luminaires are made of extruded aluminum profile and the recessed diffuser typical of GROOVE. With the surface-mounted LED light, the inside of the profiles can be finished in a different color than the outside. This creates extraordinary, colorful light worlds - ideal for a creative interior design for private rooms, office buildings or hospitality suites.

KORONA EFFECT



Der eingelassene Diffusor schafft in Verbindung mit den gebogenen Seiten des Profils einen spektakulären KORONA-EFFEKT.

The recessed diffuser, in combination with the curved sides of the profile, creates an amazing KORONA EFFECT.

HIGH EFFICIENCY MIXING CHAMBER



Die neu entwickelte interne Mischkammer besteht aus einer hochreflektierenden Beschichtung mit erhöhtem Reflektionsgrad von 97°, was den Wirkungsgrad deutlich verbessert.

The new internal reflector is made of a microcellular reflective sheet material with an increased reflectance of 97%, which improves the efficiency of GROOVE.

DEEPLY RECESSED DIFFUSER



Durch den zurückversetzten gewölbten Diffusor und der speziell angepassten Konstruktion der Mischkammer wird ein hoher visueller Komfort garantiert.

The recessed, curved diffuser and the specially adapted construction of the mixing chamber guarantee high visual comfort.

MULTI-COLOR



Spezial pulverbeschichtete Oberflächen, frei wählbar und kombinierbar aus 25 detail-entwickelten Architektur- und Farbstrukturen sowie RAL Farbtönen.

Special powder-coated surfaces, freely selectable and combinable from 25 architectural and color structures developed in detail, as well as RAL shades.



COLOR

◆ HOUSING ▲ KORONA

RAL Classic or any other special color on request

SHAPE

DIMENSION H: 120 mm

895x80 | 1175x80 | 1455x80 | 1735x80 | 2015x80

OPTICS

COLOR TEMPERATURE

3000 K

4000 K

CONTROL

STANDARD ON | OFF

DALI DIM

ON REQUEST

ADDITIONAL OPTIONS

INDIVIDUAL SIZES

SPECIAL COLOR TEMPERATURE

SPECIAL CONTROL OPTIONS

ENGRAVING (LETTERS OR SIGNS)

EMERGENCY LIGHTING

RGB | TUNABLE WHITE

GROOVE

IP20 incl. 50/60Hz 220-240V A++

DIMENSION MM	LED	WATT MAX.	LUMEN MAX.	CRI	ART.-NO STANDARD	ART.-NO DALI-DIM	0-29	1-29	TECHN. OPTIONS
895x80 H: 120	3000 K	15.2	1030	80	340-1980	340-1982	◆	▲	
	4000 K	15.2	1080	80	340-1990	340-1992	◆	▲	
1175x80 H: 120	3000 K	20.2	1370	80	340-2010	340-2012	◆	▲	
	4000 K	20.2	1450	80	340-2020	340-2022	◆	▲	
1455x80 H: 120	3000 K	25.3	1710	80	340-2040	340-2042	◆	▲	
	4000 K	25.3	1810	80	340-2050	340-2052	◆	▲	
1735x80 H: 120	3000 K	30.4	2050	80	340-2070	340-2072	◆	▲	
	4000 K	30.4	2170	80	340-2080	340-2082	◆	▲	
2015x80 H: 120	3000 K	35.4	2400	80	340-2100	340-2102	◆	▲	
	4000 K	35.4	2530	80	340-2110	340-2112	◆	▲	

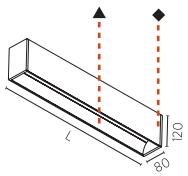

MAKE IT YOURS!

CONFIGURE ONLINE:
PROLICHT.AT/GROOVE



IDAHO
40 | 75 | 100



MUSIKHAUPTSCHULE KUFSTEIN, AUSTRIA | ARCHITECTURE: NOLDIN + NOLDIN

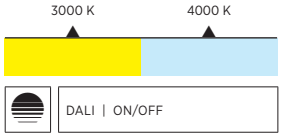

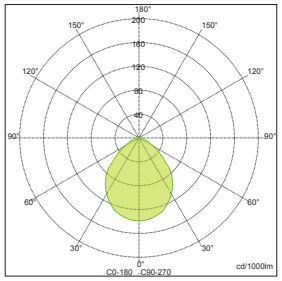

Sample:
ART. Nº 340-2480- 03 03 02, 3000 K,
MICRO-PRISM, IDAHO 40

Die IDAHO Anbauleuchten stehen für ein klassisch, geradliniges Design ohne unnötigen Zierrat. In dem die Außenflächen des Profils in den PROLICHT-Farben gestaltet werden, können die IDAHO LED-Leuchten stilsicher in viele Interiorkonzepte integriert werden. Verschiedene Diffusoren erzeugen blendfreies oder auch extravagant funkelndes Licht. Für das Anbauprofil stehen drei Breiten und unterschiedliche Längen zur Verfügung.

The IDAHO surface-mounted luminaires stand for classic, straight-lined design without unnecessary ornamentation. By designing the outer surfaces of the profile in the PROLICHT colors, the IDAHO LED luminaires can be stylishly integrated into many interior concepts. Different diffusers create glare-free or extravagantly sparkling light. There are three widths and different lengths available for the attachment profile.

LED OPTIMIZED CONSTRUCTION



In Kombination mit einer weißen Grundplatte bildet der weiße interne Reflektor eine perfekte Mischkammer. Diese schafft ein homogenes Lichtbild ohne einzeln sichtbare LED-Punkte.

In combination with a white base plate, the white internal reflector creates a perfect mixing chamber. This creates a homogeneous light pattern without individually visible LED dots.

INDIVIDUALIZATION



Durch die Auswahl von 25 + 1 PROLICHT-Farben lässt sich jedes Projekt individuell gestalten - um Akzente zu setzen oder eine Abstimmung auf den Innenraum vorzunehmen.

By selecting 25 + 1 PROLICHT colors, each project can be individually designed - to set accents or to create a mood for the interior.

ESD PROTECTION



Alle LED-Boards sind durch ein hochtransparentes Acrylglas vor elektrostatischen Entladungen (Electrostatic Discharge – ESD) und direktem Kontakt mit der LED geschützt.

All LED boards are protected from electrostatic discharge (ESD) and direct contact with the LED by a highly transparent acrylic glass.



COLOR

◆ HOUSING ▲ END CAP

RAL Classic or any other special color on request

SHAPE

DIMENSION		IDAHO
740 - 2150x39	H: 76 mm	40
895 - 2015x75	H: 80 mm	75
895 - 2015x102	H: 90 mm	100

ON REQUEST

ADDITIONAL OPTIONS
INDIVIDUAL SIZES
SPECIAL COLOR TEMPERATURE
SPECIAL CONTROL OPTIONS
ENGRAVING (LETTERS OR SIGNS)
EMERGENCY LIGHTING
RGB | TUNABLE WHITE
SPECIAL DIFFUSERS

OPTICS

CCT

COLOR TEMPERATURE
2700 K
3000 K
4000 K

DIFFUSER
OPAL
MICRO PRISM

CONTROL
STANDARD ON | OFF
DALI DIM





MAKE IT YOURS!

CONFIGURE ONLINE:
PROLICHT.AT/IDAHO



IDAHO 40

IP20 incl. 50/60Hz 220-240V A++

DIMENSION MM	LED	WATT MAX.	LUMEN MAX.	CRI	ART.-NO STANDARD	ART.-NO DALI-DIM	1-29 ◆	1-29 ▲	TECHN. OPTIONS
740x39 H: 76	2700 K	16.5	1400	80	340-2420	340-2422	◆	▲	D
	3000 K	16.5	1490	80	340-2430	340-2432	◆	▲	D
	4000 K	16.5	1560	80	340-2440	340-2442	◆	▲	D
1440x39 H: 76	2700 K	33.0	2800	80	340-2450	340-2452	◆	▲	D
	3000 K	33.0	2990	80	340-2460	340-2462	◆	▲	D
	4000 K	33.0	3110	80	340-2470	340-2472	◆	▲	D
2150x39 H: 76	2700 K	49.5	4200	80	340-2480	340-2482	◆	▲	D
	3000 K	49.5	4480	80	340-2490	340-2492	◆	▲	D
	4000 K	49.5	4660	80	340-2500	340-2502	◆	▲	D

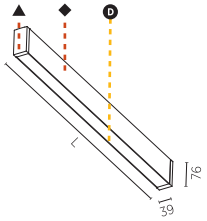

...01 OPAL | ...02 MICRO-PRISM | D DIFFUSER

ORDER EXAMPLE: ◆ ▲ D
340-2440 - 02 03 01
black white opal

IDAHO 75

IP20 incl. 50/60Hz 220-240V A++

DIMENSION MM	LED	WATT MAX.	LUMEN MAX.	CRI	ART.-NO STANDARD	ART.-NO DALI-DIM	0-29 ◆	0-29 ▲	TECHN. OPTIONS
895x75 H: 80	3000 K	15.2	1420	80	340-1530	340-1532	◆	▲	D
	4000 K	15.2	1500	80	340-1540	340-1542	◆	▲	D
1175x75 H: 80	3000 K	20.2	1890	80	340-1560	340-1562	◆	▲	D
	4000 K	20.2	2000	80	340-1570	340-1572	◆	▲	D
1455x75 H: 80	3000 K	25.3	2360	80	340-1590	340-1592	◆	▲	D
	4000 K	25.3	2500	80	340-1600	340-1602	◆	▲	D
1735x75 H: 80	3000 K	30.4	2840	80	340-1620	340-1622	◆	▲	D
	4000 K	30.4	3000	80	340-1630	340-1632	◆	▲	D
2015x75 H: 80	3000 K	35.4	3310	80	340-1650	340-1652	◆	▲	D
	4000 K	35.4	3500	80	340-1660	340-1662	◆	▲	D

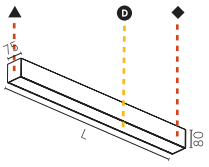

...01 OPAL | ...02 MICRO-PRISM | D DIFFUSER

ORDER EXAMPLE: ◆ ▲ D
340-1540 - 02 03 01
black white opal

IDAHO 100

IP20 incl. 50/60Hz 220-240V A++

DIMENSION MM	LED	WATT MAX.	LUMEN MAX.	CRI	ART.-NO STANDARD	ART.-NO DALI-DIM	0-29 ◆	0-29 ▲	TECHN. OPTIONS
895x102 H: 90	3000 K	15.2	1630	80	340-1680	340-1682	◆	▲	D
	4000 K	15.2	1720	80	340-1690	340-1692	◆	▲	D
1175x102 H: 90	3000 K	20.2	2180	80	340-1710	340-1712	◆	▲	D
	4000 K	20.2	2300	80	340-1720	340-1722	◆	▲	D
1455x102 H: 90	3000 K	25.3	2720	80	340-1740	340-1742	◆	▲	D
	4000 K	25.3	2870	80	340-1750	340-1752	◆	▲	D
1735x102 H: 90	3000 K	30.4	3260	80	340-1770	340-1772	◆	▲	D
	4000 K	30.4	3450	80	340-1780	340-1782	◆	▲	D
2015x102 H: 90	3000 K	35.4	3810	80	340-1800	340-1802	◆	▲	D
	4000 K	35.4	4020	80	340-1810	340-1812	◆	▲	D

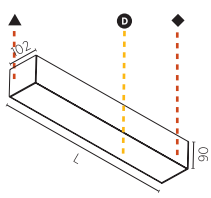

...01 OPAL | ...02 MICRO-PRISM | D DIFFUSER

ORDER EXAMPLE: ◆ ▲ D
340-1690 - 02 03 01
black white opal

Hinweise zu technischen Angaben auf Seite 893 | *Technical data are subject to our data policy on page 893*

DEAKIN GARS UNIVERSITY - GEELONG, AUSTRALIA I PHOTO: SHANNON MCGRATH I ARCHITECTURE: WOODS BAGOT I LIGHT PLANNING: SKM

NEVERENDING
STANDARD



DITRE STUDIOS PADUA, ITALY | LIGHT PLANNING: PROLICHT | PHOTO: DITRE STUDIOS





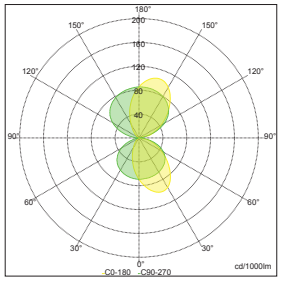

Sample:
ART. N° 340-2400- 00 00, 3000 K,
DIRECT/INDIRECT

Gleich einer leuchtenden Schiene führt die minimalistische NEVERENDING entlang der Wände und betont die Geometrie des Raums. Das direkte und indirekte LED-Licht setzt die Wandfläche gekonnt in Szene. Mit verschiedenfarbigen Frontabdeckungen und werkzeuglos anzubringenden Enddeckeln, die sich beide jeweils in einer der 25+1 PROLICHT-Farben konfigurieren lassen, können besondere Akzente gesetzt werden.

The minimalist NEVERENDING runs along the walls like a glowing rail and emphasizes the geometry of the room. The direct and indirect LED light skilfully highlights wall surface. Special accents can be created with different colored front covers and end caps, which can be attached without tools and can both be configured in one of the 25+1 PROLICHT colors.

INTERNAL REFLECTOR



Ein abgewinkelter, weißer Reflektor sorgt für eine optimale Durchmischung des LED-Streifens nach oben und unten. Völlig blendfrei eignet sich die Leuchte für die vertikale und horizontale Installation.

An angled, white reflector ensures optimum mixing of the LED strip upward and downward, making it completely glare-free and suitable for vertical and horizontal installation.

MULTI-COLOR



Mit 25+1 farbigen Frontabdeckungen und den ebenfalls in 25+1 Farben lieferbaren und werkzeuglos anzubringenden Seitendeckeln sind 900 unterschiedliche Farbvarianten realisierbar.

With 25+1 colored front covers and the side covers, which are also available in 25+1 colors and can be attached without tools, 900 different color variants can be realized.



COLOR

◆ HOUSING ▲ END CAP

RAL Classic or any other special color on request

SHAPE

DIMENSION			H: 65 mm
900x110	1180x110	1460x110	2020x110

ON REQUEST

ADDITIONAL OPTIONS
INDIVIDUAL SIZES
SPECIAL COLOR TEMPERATURE
SPECIAL CONTROL OPTIONS
ENGRAVING (LETTERS OR SIGNS)
EMERGENCY LIGHTING
RGB | TUNABLE WHITE

OPTICS

CCT	COLOR TEMPERATURE
	3000 K
	4000 K

LIGHT DISTRIBUTION
DIRECT + INDIRECT

CONTROL
STANDARD ON | OFF
DALI DIM

MAKE IT YOURS!

CONFIGURE ONLINE:
PROLICHT.AT/NEVERENDING



NEVERENDING

IP20 incl. 50/60Hz 220-240V A++

DIMENSION MM	LED	WATT MAX.	LUMEN MAX.	CRI	ART.-NO STANDARD	ART.-NO DALI-DIM	0-29	0-29	TECHN. OPTIONS	
900x110 H: 65	3000 K	15.2	920	80	340-2280	340-2282	◆	▲		
	4000 K	15.2	970	80	340-2290	340-2292	◆	▲		
1180x110 H: 65	3000 K	20.2	1220	80	340-2310	340-2312	◆	▲		
	4000 K	20.2	1290	80	340-2320	340-2322	◆	▲		
1460x110 H: 65	3000 K	25.3	1530	80	340-2340	340-2342	◆	▲		
	4000 K	25.3	1610	80	340-2350	340-2352	◆	▲		
1740x110 H: 65	3000 K	30.4	1830	80	340-2370	340-2372	◆	▲		
	4000 K	30.4	1940	80	340-2380	340-2382	◆	▲		
2020x110 H: 65	3000 K	35.4	2140	80	340-2400	340-2402	◆	▲		
	4000 K	35.4	2260	80	340-2410	340-2412	◆	▲		

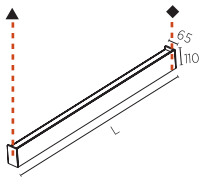


ORALCHIRURGISCHE ZAHNARZTPRAXIS DR. DILLING, GERMANY | PHOTO: DR. MARTA DILLING



Hinweise zu technischen Angaben auf Seite 893 | *Technical data are subject to our data policy on page 893*



PHOTO: QUASAR

3.5

ANBAU SURFACE

PROFILSYSTEME
PROFILE SYSTEMS

3.5

ANBAU | SURFACE
PROFILSYSTEME | PROFILE SYSTEMS

GHOST › 530


BUNGA
532


FINO
533

GROOVE › 534


GROOVE
536

IDAHO › 538


IDAHO 40
540


IDAHO 75
542


IDAHO 100
544

NEVERENDING › 546

NEVERENDING
548

CLICKTRACK › 550


CLICKTRACK 30
552 NEW

MINIMAL TRACK › 558


MINIMAL TRACK
564 NEW

HYPRO 40 › 566


HYPRO
572 NEW

SUPER-G › 582, 586


SUPER-G
584


SUPER-G SLIM
590

G-50 CHANNEL › 592


CENTRIQ
597


SNOOKER
597


HANGOVER PLUG
598 NEW

G-BOARD › 602


SNOOKER
607

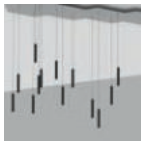
HANGOVER PLUG
608 NEW



GHOST
BUNGA | FINO



HAUS MEILIPLATZ, SWITZERLAND | PHOTO: O. KÜTTEL AG

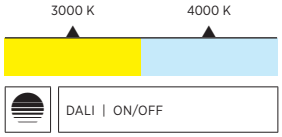

Licht in seiner reinsten Form, in frei konfigurierbarer Länge. Dafür stehen die GHOST Profilsysteme. Als runde BUNGA oder als eckige FINO sorgen die LED-Leuchten mit ihrem hochwertigen Diffusor für einen extravaganten Auftritt. Die Enddeckel sind aus Aluminium gefertigt und können in den PROLICHT-Farben veredelt werden.

Light in its purest form, in a freely configurable length. That is what the GHOST profile systems stand for. As a round BUNGA or a square FINO, the LED lights, with their high-quality diffuser ensure an extravagant look. The end covers are made of aluminum and can be finished in the PROLICHT colors.

BUNGA

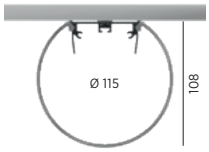

FINO

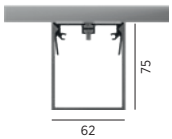

GHOST IDENTITY



Eine Leuchte mit Wiedererkennungswert! Alle GHOST-Varianten können mit individuellen Texten, Symbolen oder Brandings (Klebefolie) gestaltet werden.

A luminaire with recognition value! All GHOST variants can be designed with individual texts, symbols or brandings (adhesive film).

BUNGA END CAPS



Die Enddeckel aus Aluminium sind in allen PROLICHT-Farben verfügbar und können damit auf die Markenidentität oder das Raumkonzept abgestimmt werden.

The aluminum end covers are available in all PROLICHT colors and can therefore be matched to the brand identity or the room concept.

EXAMPLE



TRANSPARENT CONNECTION



SCREWLESS END CAPS



CLIP-ON DIFFUSER



01 02 03 04 05 07 08 09 12 13 15 16 17 18 19 20 21 22 23 24 25 26 27 28 29

RAL Classic or any other special color on request

BUNGA

KOMPONENTEN > COMPONENTS		DIMENSION MM		ART.-NO STANDARD	1-29	TECHN. OPTIONS		
	ALUMINIUM-PROFIL *ALUMINIUM PROFILE*	W: 60 H: 28	per meter	35001				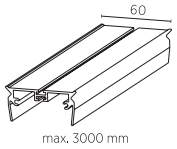
	DIFFUSOR OPAL *DIFFUSER OPAL*	W: 115 H: 108	per meter	35006				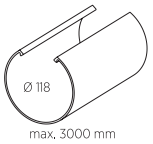
	ENDDECKEL *END CAP* *PER PIECE*	6x118 Ø: 108		35007	◆			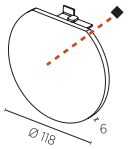
	LINIENVERBINDER *LINEAR COUPLER*	80x8 H: 4		35008				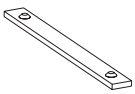
								ORDER EXAMPLE: ◆ **35007 - 02** black

BUNLINE



DIMENSION MM	LED	WATT MAX.	LUMEN MAX.	CRI	ART.-NO STANDARD	ART.-NO DALI-DIM		TECHN. OPTIONS	
1140x36 H: 60	3000 K	20.2	2212	80	7-00021-00	7-00022-02			
	4000 K	20.2	2337	80	7-00023-00	7-00024-02			
1420x36 H: 60	3000 K	25.3	2766	80	7-00025-00	7-00026-02			
	4000 K	25.3	2921	80	7-00027-00	7-00028-02			
1700x36 H: 60	3000 K	30.4	3318	80	7-00029-00	7-00030-02			
	4000 K	30.4	3506	80	7-00031-00	7-00032-02			
1980x36 H: 60	3000 K	35.4	3872	80	7-00033-00	7-00034-02			
	4000 K	35.4	4090	80	7-00035-00	7-00036-02			
2270x36 H: 60	3000 K	40.5	4425	80	7-00037-00	7-00038-02			
	4000 K	40.5	4674	80	7-00039-00	7-00040-02			
IP20							incl. 50/60Hz 220-240V		A++



Hinweise zu technischen Angaben auf Seite 893 | *Technical data are subject to our data policy on page 893*

FINO

KOMPONENTEN > COMPONENTS		DIMENSION MM		ART.-NO STANDARD	1-29	TECHN. OPTIONS		
	ALUMINIUM-PROFIL *ALUMINIUM PROFILE*	W: 60 H: 28	per meter	35001				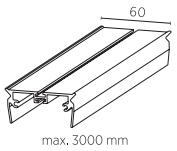
	DIFFUSOR OPAL *DIFFUSER OPAL*	W: 62 H: 75	per meter	35002				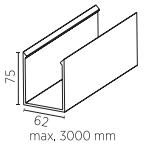
	ENDDECKEL FARBIG *END CAP COLORED*	6x65 H: 76		35003	◆			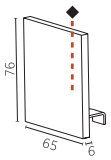
	ENDDECKEL OPAL *END CAP OPAL*	3x56 H: 72		35004				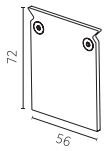
	LINIENVERBINDER *LINEAR COUPLER*	65x10 H: 76		35005				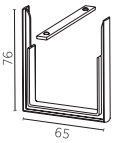
								ORDER EXAMPLE: ◆ **35003 - 02** black

FINLINE



DIMENSION MM	LED	WATT MAX.	LUMEN MAX.	CRI	ART.-NO STANDARD	ART.-NO DALI-DIM		TECHN. OPTIONS	
1140x36 H: 60	3000 K	20.2	2283	80	7-00101-00	7-00102-02			
	4000 K	20.2	2412	80	7-00103-00	7-00104-02			
1420x36 H: 60	3000 K	25.3	2854	80	7-00105-00	7-00106-02			
	4000 K	25.3	3015	80	7-00107-00	7-00108-02			
1700x36 H: 60	3000 K	30.4	3425	80	7-00109-00	7-00110-02			
	4000 K	30.4	3618	80	7-00111-00	7-00112-02			
1980x36 H: 60	3000 K	35.4	3996	80	7-00113-00	7-00114-02			
	4000 K	35.4	4221	80	7-00115-00	7-00116-02			
2270x36 H: 60	3000 K	40.5	4567	80	7-00117-00	7-00118-02			
	4000 K	40.5	4824	80	7-00119-00	7-00120-02			
IP20							incl.	50/60Hz 220-240V	A++



GROOVE
SYSTEM



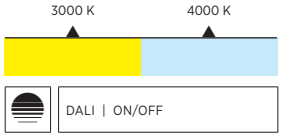

Ein flexibles, leicht zu montierendes LED-Profilsystem mit dem gewissen Extra. Der GROOVE typische, weit zurückversetzte Hochleistungs-Diffusor erzeugt ein harmonisches und blendfreies Licht. Farbige Akzente setzt der KORONA EFFEKT, mit dem die Innenflächen des Profils gestaltet werden können, als auch die Möglichkeit die Außenseite in den PROLICHT-Farben zu veredeln.

A flexible, easy-to-install LED profile system with a twist. The typical GROOVE high-performance diffuser, deeply recessed, creates a harmonious and glare-free light. Colored accents are set by the KORONA EFFEKT, which allows the interior surfaces of the profile to be designed, as well as the possibility of finishing the outside in the PROLICHT colors.

GROOVE SYSTEM

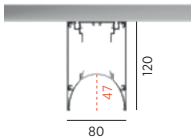

KORONA EFFECT



Der zurückversetzte Diffusor schafft in Verbindung mit den gebogenen Seiten des Profils einen spektakulären KORONA Effekt.

The recessed diffuser, in combination with the curved sides of the profile, creates an amazing KORONA effect.

HIGH EFFICIENCY MIXING CHAMBER



Die neu entwickelte interne Mischkammer besteht aus einer hochreflektierenden Beschichtung mit erhöhtem Reflektionsgrad von 97°, was den Wirkungsgrad deutlich verbessert.

The new internal reflector is made of a microcellular reflective sheet material with an increased reflectance of 97%, which improves the efficiency of GROOVE.

DEEPLY RECESSED DIFFUSER



Durch den zurückversetzten gewölbten Diffusor und der speziell angepassten Konstruktion der Mischkammer wird ein hoher visueller Komfort garantiert.

The recessed, curved diffuser and the specially adapted construction of the mixing chamber guarantee high visual comfort.

MULTI-COLOR



Spezial pulverbeschichtete Oberflächen, frei wählbar und kombinierbar aus 25 detailentwickelten Architektur- und Farbstrukturen sowie RAL Farbtönen.

Special powder-coated surfaces, freely selectable and combinable from 25 architectural and color structures developed in detail, as well as RAL shades.

EXAMPLE



DIRECT CEILING/ WALL MOUNTING



UNLOCKING SYSTEM FOR THE LED INSERTS



SCREWLESS END CAPS



01 02 03 04 05 07 08 09 12 13 15 16 17 18 19 20 21 22 23 24 25 26 27 28 29

RAL Classic or any other special color on request

KOMPONENTEN > COMPONENTS		DIMENSION MM		ART.-NO STANDARD	0-29	0-29			
	ALUMINIUM-PROFIL *ALUMINIUM PROFILE*	W: 80 H: 120	per meter	35016	◆	▲			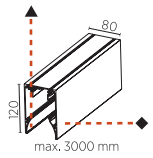
	DIFFUSER FLACH OPAL *FLAT DIFFUSER OPAL*	W: 42 H: 14	per meter	14002					
	DIFFUSOR GEWÖLBT OPAL *CURVED DIFFUSER OPAL*	W: 42 H: 14	per meter	81108					
	DECKELPROFIL *CAP PROFILE*	W: 42 H: 14	per meter	81109	◆				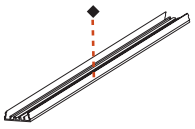
	ENDDECKEL FARBIG *END CAP COLORED*	6x80 H: 120		81190	◆	▲			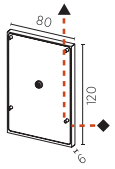
	LINEARVERBINDER *LINEAR COUPLER*	200x77 H: 79		81110					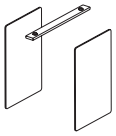

GROOLINE

DIMENSION MM	LED	WATT MAX.	LUMEN MAX.	CRI	ART.-NO STANDARD	ART.-NO DALI-DIM		TECHN. OPTIONS	
1140x36 H: 37	3000 K	20.2	1370	80	7-00141-00	7-00142-02			
	4000 K	20.2	1447	80	7-00143-00	7-00144-02			
1420x36 H: 37	3000 K	25.3	1712	80	7-00145-00	7-00146-02			
	4000 K	25.3	1809	80	7-00147-00	7-00148-02			
1700x36 H: 37	3000 K	30.4	2055	80	7-00149-00	7-00150-02			
	4000 K	30.4	2170	80	7-00151-00	7-00152-02			
1980x36 H: 37	3000 K	35.4	2397	80	7-00153-00	7-00154-02			
	4000 K	35.4	2532	80	7-00155-00	7-00156-02			
2270x36 H: 37	3000 K	40.5	2740	80	7-00157-00	7-00158-02			
	4000 K	40.5	2894	80	7-00159-00	7-00160-02			
IP20							incl.	50/60Hz 220-240V	A++



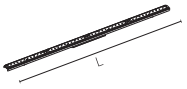

Hinweise zu technischen Angaben auf Seite 893 | *Technical data are subject to our data policy on page 893*

IDAHO
40 | 75 | 100



INSPIRATION | RENDERWERK

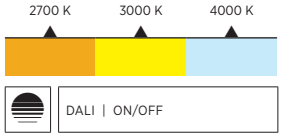

Mit dem Anbauprofilystem der IDAHO-Familie lassen sich Räume prägnant in Szene setzen. In einer von 25 PROLICHT-Farben lackiert, akzentuieren die eleganten Lichtlinien die Architektur – an Decken, Wänden, über Eck oder sich kreuzend montiert. Zusätzliche Gestaltungsmöglichkeiten bieten bei dem System, das in drei Breiten zur Verfügung steht, LED-Spots mit KORONA EFFEKT, die sich in das Lichtsystem integrieren lassen.

The surface-mounted profile system of the IDAHO family shows rooms in a distinctive setting. Painted in one of 25 PROLICHT colors, the elegant lines of light accentuate the architecture - mounted on ceilings, walls, corners or intersecting. In addition, the system, which is available in three widths, offers LED spots with KORONA EFFECT that can be integrated into the lighting system.

IDAHO 40

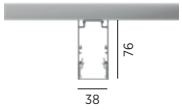

IDAHO 75

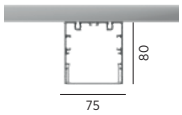

IDAHO 100

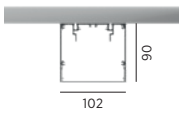

LED-OPTIMIZED CONSTRUCTION



In Kombination mit einer weißen Grundplatte bildet der weiße interne Reflektor eine perfekte Mischkammer. Diese schafft ein homogenes Lichtbild ohne einzeln sichtbare LED-Punkte.

In combination with a white base plate, the white internal reflector creates a perfect mixing chamber. This creates a homogeneous light pattern without individually visible LED dots.

INDIVIDUALISATION



Durch die Auswahl von 25 + 1 PROLICHT-Farben lässt sich jedes Projekt individuell gestalten - um Akzente zu setzen oder eine Abstimmung auf den Innenraum vorzunehmen.

By selecting 25 + 1 PROLICHT colors, each project can be individually designed - to set accents or to create a mood for the interior.

INTEGRATED DOWNLIGHTS - KORONA CONE



Ergänzend zu den opalen und prismatischen Diffusoren, lassen sich leistungsstarke Downlights teilweise mit KORONA CONE ins Profil integrieren. Zonierungen können so, ohne zusätzliche Öffnungen in der Decke, realisiert werden.

In addition to the opal and prismatic diffusers, powerful downlights - some with KORONA CONE - can be integrated into the profile. This enables zoning to be achieved without additional openings in the ceiling.

ESD PROTECTION



Alle LED-Boards sind durch ein hochtransparentes Acrylglas vor elektrostatischen Entladungen (Electrostatic Discharge – ESD) und direktem Kontakt mit der LED geschützt.

All LED boards are protected from electrostatic discharge (ESD) and direct contact with the LED by a highly transparent acrylic glass.

EXAMPLE



00 01 02 03 04 05 07 08 09 12 13 15 16 17 18 19 20 21 22 23 24 25 26 27 28 29

RAL Classic or any other special color on request

KOMPONENTEN > COMPONENTS		DIMENSION MM		ART.-NO STANDARD	1-29	TECHN. OPTIONS		
	ALUMINIUM PROFIL *ALUMINIUM PROFILE*	W: 76 H: 39	per meter	350-0001	◆			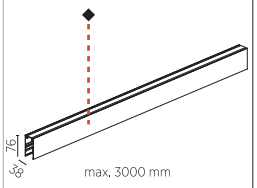
	ENDDECKEL *END CAP*	12x38 H: 76		81054	◆			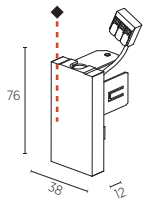
	LINIENVERBINDER *LINEAR COUPLER*	150x35 H: 33		81050				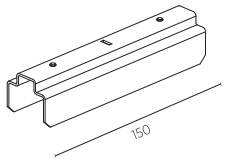
	KNOTEN L-VERBINDER *JUNCTION* *L-CONNECTOR*	70x70 H: 76		81055	◆			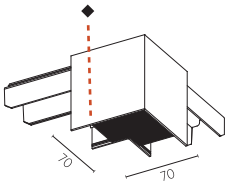
	KNOTEN T-VERBINDER *JUNCTION* *T-CONNECTOR*	70x100 H: 76		81056	◆			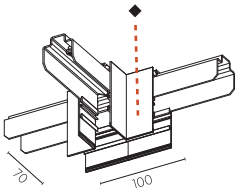
	KNOTEN X-VERBINDER *JUNCTION* *X-CONNECTOR*	100x100 H: 76		81057	◆			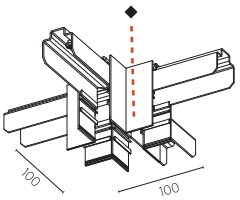
	KNOTEN DECKE/WAND VERBINDER *JUNCTION* *WALL/CEILING CONNECTOR*	210x39 H: 210		81059	◆			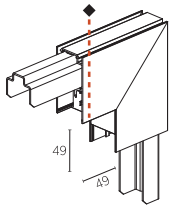
	MONTAGECLIP *INSTALLATION CLIP*	30x30 H: 12		350-0002				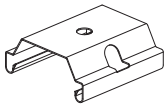
								ORDER EXAMPLE: ◆ **81056 - 02** black

Hinweise zu technischen Angaben auf Seite 893 | *Technical data are subject to our data policy on page 893*

KOMPONENTEN > COMPONENTS		DIMENSION MM	DIMENSION MM²	ART.-NO STANDARD	1-29	TECHN. OPTIONS		
	MITTENEINSPEISUNG *CENTRAL FEED*	31x27 H: 45		81051				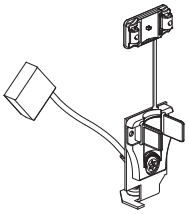
	KABELHALTER *CABLE-HOLDER*	25x36 H: 22		81052				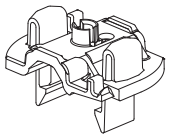
	DIFFUSOR OPAL *DIFFUSER OPAL*	W: 35 H: 28	per meter	81082				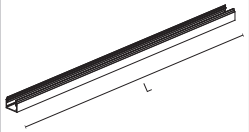
		705x35 H: 28		81060				
		1128x35 H: 28		81087				
		1408x35 H: 28		81061				
		2113x35 H: 28		81062				
		2815x35 H: 28		81063				
	MICRO-PRISMEN *MICROPRISM*	W: 35 H: 28	per meter	81240				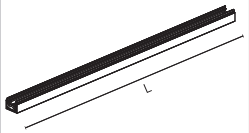
		705x35 H: 28		81064				
		1128x35 H: 28		81091				
		1408x35 H: 28		81065				
		2113x35 H: 28		81066				
		2815x35 H: 28		81067				

IDALINE 40

	DIMENSION MM	LED	WATT MAX.	LUMEN MAX.	CRI	ART.-NO STANDARD	ART.-NO DALI-DIM		TECHN. OPTIONS		
	705x29 H: 50	2700 K	16.5	1595	80	7-01427-00	7-01428-02				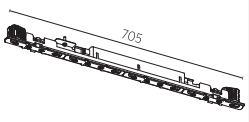
		3000 K	16.5	1702	80	7-01429-00	7-01430-02				
		4000 K	16.5	1772	80	7-01431-00	7-01432-02				
	IP20							incl. 50/60Hz 220-240V CE A++			
	1128x29 H: 50	2700 K	26.4	2552	80	7-01415-00	7-01416-02				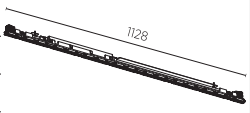
		3000 K	26.4	2723	80	7-01417-00	7-01418-02				
		4000 K	26.4	2836	80	7-01419-00	7-01420-02				
	IP20							incl. 50/60Hz 220-240V CE A++			
	1408x29 H: 50	2700 K	33.0	3190	80	7-01433-00	7-01434-02				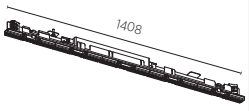
		3000 K	33.0	3403	80	7-01435-00	7-01436-02				
		4000 K	33.0	3545	80	7-01437-00	7-01438-02				
	IP20							incl. 50/60Hz 220-240V CE A++			

KOMPONENTEN > COMPONENTS		DIMENSION MM		ART.-NO STANDARD	0-29			
	ALUMINIUM-PROFIL *ALUMINIUM PROFILE*	W: 75 H: 80	per meter	100-205	◆			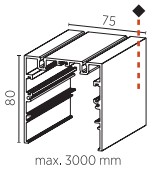
	DIFFUSOR OPAL *DIFFUSER OPAL*	W: 68 H: 25	per meter	100-2070				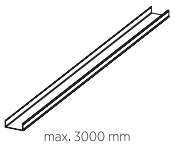
	MICRO-PRISMEN *MICRO PRISM*	W: 62 H: 3	per meter	100-2075				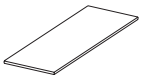
	DECKELPROFIL *CAP PROFILE*	W: 68 H: 24	per meter	100-2014	◆			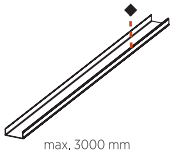
	ENDDECKEL PULVERBESCHICHTET *END CAP* *POWDER COATED*	80x75 H: 3 80x75 H: 6		81183 81187	◆ ◆			
	LINEARVERBINDER *LINEAR COUPLER*	100x2 H: 16		81143				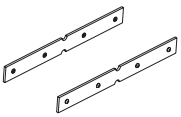
	ECKVERBINDER (90°) 1 PAAR *CORNER COUPLER (90°)* *1 PAIR*	52x52 H: 16		81144				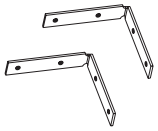
	ECKVERBINDER (45°-180°) NACH MASS, 1 PAAR *CORNER COUPLER (45°-180°)* *ANY REQUIRED ANGLE, 1 PAIR*	52x52 H: 16		81145				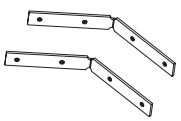

Hinweise zu technischen Angaben auf Seite 893 | *Technical data are subject to our data policy on page 893*

KOMPONENTEN > COMPONENTS

		DIMENSION MM	MM	ART.-NO STANDARD	0-29	TECHN. OPTIONS		
	ABSTANDHALTER WANDBEFESTIGUNG *SPACER* *WALL FASTENING*	38x10 H: 38	Ø 38	100-126	◆			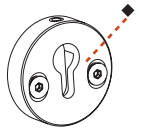 max. distance: 1500 mm
	SCHLÜSSELLOCHFRÄSUNG WANDBEFESTIGUNG *KEYHOLE MILLING* *WALL FASTENING*			100-127				 max. distance: 1500 mm
								ORDER EXAMPLE: ◆ **100-126 - 02** black

IDALINE 75



DIMENSION MM	LED	WATT MAX.	LUMEN MAX.	CRI	ART.-NO STANDARD	ART.-NO DALI-DIM		TECHN. OPTIONS	
1140x60 H: 50	3000 K	20.2	1891	80	7-00382-00	7-00383-02			
	4000 K	20.2	1998	80	7-00384-00	7-00385-02			
1420x60 H: 50	3000 K	25.3	2364	80	7-00386-00	7-00387-02			
	4000 K	25.3	2498	80	7-00388-00	7-00389-02			
1700x60 H: 50	3000 K	30.4	2837	80	7-00390-00	7-00391-02			
	4000 K	30.4	2997	80	7-00392-00	7-00393-02			
1980x60 H: 50	3000 K	35.4	3310	80	7-00394-00	7-00395-02			
	4000 K	35.4	3496	80	7-00396-00	7-00397-02			
2270x60 H: 50	3000 K	40.5	3783	80	7-00398-00	7-00399-02			
	4000 K	40.5	3996	80	7-00400-00	7-00401-02			
IP20							incl.	50/60Hz	220-240V CE A++

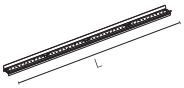

INVADER



DIMENSION MM	LED	WATT MAX.	LUMEN MAX.	CRI	ART.-NO STANDARD	ART.-NO DALI-DIM	1-29	TECHN. OPTIONS	
300x59 H: 79	2700 K	9.8	668	90	7-00402-00	7-00403-02	◆	⏢	
	3000 K	9.8	693	90	7-00404-00	7-00405-02	◆	⏢	
	4000 K	9.8	744	90	7-00406-00	7-00407-02	◆	⏢	
IP20								incl.	50/60Hz 220-240V CE A++

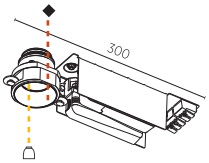



DIMENSION MM	LED	WATT MAX.	LUMEN MAX.	CRI	ART.-NO STANDARD	ART.-NO DALI-DIM	1-29	TECHN. OPTIONS	
400x59 H: 79	2700 K	19.6	1336	90	7-00408-00	7-00409-02	◆	⏢	
	3000 K	19.6	1387	90	7-00410-00	7-00411-02	◆	⏢	
	4000 K	19.6	1487	90	7-00412-00	7-00413-02	◆	⏢	
IP20								incl.	50/60Hz 220-240V CE A++

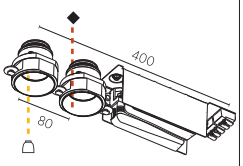

REFLECTOR 20 40 60 ⏢ (20° 40° 60°)

ORDER EXAMPLE: ◆ ⏢ **7-00407-02 - 02 20** black 20°

KOMPONENTEN > COMPONENTS		DIMENSION MM		ART.-NO STANDARD	0-29			
	ALUMINIUM-PROFIL *ALUMINIUM PROFILE*	W: 102 H: 90	per meter	35020	◆			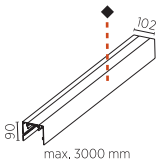
	DIFFUSOR OPAL *DIFFUSER OPAL*	W: 99 H: 27	per meter	81100				
	MICRO-PRISMEN *MICRO-PRISM*	W: 99 H: 27	per meter	81099				
	ALU-DECKELPROFIL *ALUMINIUM CAP PROFILE*	W: 99 H: 27	per meter	81101	◆			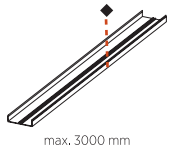
	ENDDECKEL *END CAP*	102x90 H: 6		81189	◆			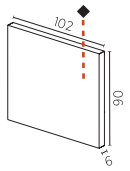
	LINEARVERBINDER *LINEAR COUPLER*	200x98 H: 50		81102				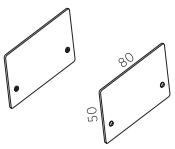
	ABSTANDHALTER WANDBEFESTIGUNG *SPACER* *WALL FASTENING*	38x10 Ø: 38		100-126	◆			
	SCHLÜSSELLOCHFRÄSUNG WANDBEFESTIGUNG *KEYHOLE MILLING* *WALL FASTENING*			100-127				
								ORDER EXAMPLE: ◆ **100-126 - 02** black

Hinweise zu technischen Angaben auf Seite 893 | *Technical data are subject to our data policy on page 893*

IDALINE 100



DIMENSION MM	LED	WATT MAX.	LUMEN MAX.	CRI	ART.-NO STANDARD	ART.-NO DALI-DIM		TECHN. OPTIONS	
1140x87 H: 65	3000 K	20.2	2175	80	7-00298-00	7-00299-02			
	4000 K	20.2	2298	80	7-00300-00	7-00301-02			
1420x87 H: 65	3000 K	25.3	2719	80	7-00302-00	7-00303-02			
	4000 K	25.3	2872	80	7-00304-00	7-00305-02			
1700x87 H: 65	3000 K	30.4	3263	80	7-00306-00	7-00307-02			
	4000 K	30.4	3447	80	7-00308-00	7-00309-02			
1980x87 H: 65	3000 K	35.4	3807	80	7-00310-00	7-00311-02			
	4000 K	35.4	4022	80	7-00312-00	7-00313-02			
2270x87 H: 65	3000 K	40.5	4351	80	7-00314-00	7-00315-02			
	4000 K	40.5	4596	80	7-00316-00	7-00317-02			
IP20							incl.	50/60Hz	220-240V

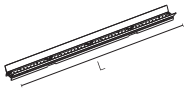

INVADER



DIMENSION MM	LED	WATT MAX.	LUMEN MAX.	CRI	ART.-NO STANDARD	ART.-NO DALI-DIM	0-29	TECHN. OPTIONS	
350x86 H: 68	2700 K	9.8	668	90	7-00318-00	7-00319-02	◆		
	3000 K	9.8	693	90	7-00320-00	7-00321-02	◆		
	4000 K	9.8	744	90	7-00322-00	7-00323-02	◆		
IP20								incl.	50/60Hz 220-240V

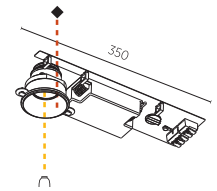



450x86 H: 68	2700 K	19.6	1336	90	7-00324-00	7-00325-02	◆		
	3000 K	19.6	1387	90	7-00326-00	7-00327-02	◆		
	4000 K	19.6	1487	90	7-00328-00	7-00329-02	◆		
IP20								incl.	50/60Hz 220-240V

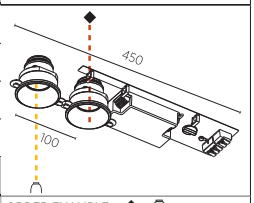

REFLECTOR 20 40 60 ⏢

20° 40° 60°

ORDER EXAMPLE: ◆ ⏢

7-00323-02 - 02 20

black 20°

NEVERENDING
STANDARD | IDENTITY



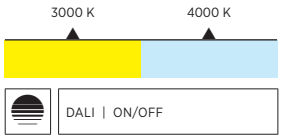

NEVERENDING

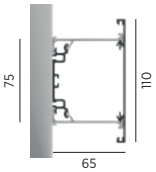

Licht bis in die Unendlichkeit: NEVERENDING ist als fortlaufendes Anbauprofilsystem für die Wand konzipiert und lässt sich nahezu unbegrenzt verlängern. Auch eine Führung über Eck ist möglich. Damit bietet sich das LED-System mit Direkt/Indirekt-Licht auch optimal als Leitsystem an. Die frei konfigurierbaren NEVERENDING Aluminiumprofile können auch mit hinterleuchteten Gravuren individualisiert werden.

Light to infinity: NEVERENDING is designed as a continuous wall-mounted profile system and can be extended almost without limit. It can even run around corners. The LED system with direct /indirect light is therefore ideal for orientation purposes. The freely configurable NEVERENDING aluminum profiles can also be customized with backlit engravings.

ENDLESS LINES



Die Profilleuchte kann an Wänden und Decken entlang montiert werden. Eine Mehrfacheinspeisung ermöglicht ununterbrochene und unendlich lange Lichtlinien.

The profile light can be mounted along walls and ceilings. Multiple feeds allow uninterrupted and infinitely long lines of light.

NEVERENDING IDENTITY



Ob Texte, Symbole oder Brandings - auf Anfrage kann das NEVERENDING Leuchtensystem über die gesamte Länge hinweg mit individuellen Ausfräsungen gefertigt werden.

Whether texts, symbols or brandings - the NEVERENDING lighting system can be manufactured with individual cut-outs along its entire length on request.

MULTI-COLOR



Mit 25+1 farbigen Frontabdeckungen und den ebenfalls in 25+1 Farben lieferbaren und werkzeuglos anzubringenden Seitendeckeln sind 900 unterschiedliche Farbvarianten realisierbar.

With 25+1 colored front covers and the side covers, which are also available in 25+1 and can be attached without tools, 900 different color variants can be realized.

LIGHT KILLER



Frontabdeckungen werden mit Hilfe eines speziellen Kopplers miteinander verbunden. Dadurch lässt sich der unerwünschte Lichtaustritt bei Fugen vermeiden.

Front covers are connected together using a special coupler. This prevents unwanted light leakage from joints.

EXAMPLE

DIRECT CEILING/ WALL MOUNTING



EASY MOUNTING OF THE LED/DRIVER INSERTS



CONNECTION WITH LIGHT KILLER



SCREWLESS END CAPS



01 02 03 04 05 07 08 09 12 13 15 16 17 18 19 20 21 22 23 24 25 26 27 28 29

RAL Classic or any other special color on request

KOMPONENTEN > COMPONENTS		DIMENSION MM		ART.-NO STANDARD	0-29			
	ALUMINIUM-PROFIL *ALUMINIUM PROFILE*	W: 65 H: 110	per meter	100-701	◆			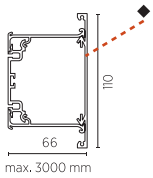
	ENDDECKEL PULVERBESCHICHTET *END CAP* *POWDER COATED*	110x65 H: 6		81186	◆			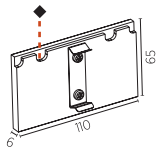
	LIGHTKILLER FÜR LINEARE ÜBERLAPPUNG *LIGHT KILLER* *FOR LINEAR OVERLAPPING*	11x1 H: 98		100-7021				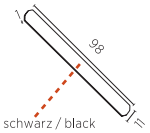
	AUSSENWINKEL (90°) *EXTERIOR ANGLE (90°)* AUSSENWINKEL NACH MASS *EXTERIOR ANGLE MADE TO MEASURE*	130x130 H: 110		100-7011 100-7012	◆ ◆			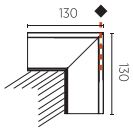
	INNENWINKEL (90°) *INTERIOR ANGLE (90°)* INNENWINKEL NACH MASS *INTERIOR ANGLE MADE TO MEASURE*	130x130 H: 110		100-7013 100-7014	◆ ◆			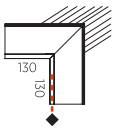
	IDENTITY FRÄSUNG PER ZEICHEN *IDENTITY* *MILLING PER SIGN*			100-7020				H: max. 50 mm Zeichen wie O, B, b, g, 9 etc. nur mit Hilfssteg möglich. *Characters like O, B , b, g, 9 etc. only possible with help-base.*
								ORDER EXAMPLE: ◆ **100-7011 - 02** black

Hinweise zu technischen Angaben auf Seite 893 | *Technical data are subject to our data policy on page 893*

NEVERLINE



DIMENSION MM	LED	WATT MAX.	LUMEN MAX.	CRI	ART.-NO STANDARD	ART.-NO DALI-DIM		TECHN. OPTIONS	
1140x56 H: 58	3000 K	20.2	1221	80	7-00570-00	7-00571-02			
	4000 K	20.2	1290	80	7-00572-00	7-00573-02			
1420x56 H: 58	3000 K	25.3	1526	80	7-00574-00	7-00575-02			
	4000 K	25.3	1612	80	7-00576-00	7-00577-02			
1700x56 H: 58	3000 K	30.4	1832	80	7-00578-00	7-00579-02			
	4000 K	30.4	1935	80	7-00580-00	7-00581-02			
1980x56 H: 58	3000 K	35.4	2137	80	7-00582-00	7-00583-02			
	4000 K	35.4	2258	80	7-00584-00	7-00585-02			
2270x56 H: 58	3000 K	40.5	2442	80	7-00586-00	7-00587-02			
	4000 K	40.5	2580	80	7-00588-00	7-00589-02			

IP20    50/60Hz 220-240V  



CLICKTRACK
30



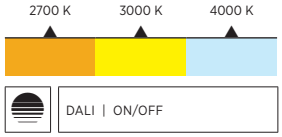

CLICKTRACK 30



Die große Flexibilität des CLICKTRACK 30 Anbau-Systems sorgt für perfekt abgestimmte Beleuchtungskonzepte, für Wohnbereiche, im Einzelhandel, für Hotels oder in öffentlichen Bauten. Die Innenflächen des Profils, ausgerüstet mit einer 48-V-Stromzufuhr, sind stets schwarz lackiert, während die Außenseiten des Profils in den PROLICHT-Farben ausgeführt werden können. CLICKTRACK lässt sich sowohl an Decken als auch an Wänden montieren.

The great flexibility of the CLICKTRACK 30 extension system ensures perfectly coordinated lighting concepts, for living areas, in retail, for hotels or in public buildings. The inside surfaces of the profile, equipped with a 48 V power supply, are always painted black, while the outside of the profile can be finished in the PROLICHT colors. CLICKTRACK can be mounted on ceilings as well as on walls.

DALI POWERLINE COMMUNICATION



Bei der ferngesteuerten Powerline Communication werden DALI-Befehle über Gleichstromleitungen übermittelt. Dies ermöglicht die volle Kontrolle über einzelne Leuchten.

Remote power line communication offers full DALI control of individual luminaires by sending commands via DC power lines.

EASY MOUNTING



Alle Spots werden einfach und werkzeugfrei durch Klick befestigt. Das Kabel der Pendelvarianten ist jederzeit flexibel kürz- oder verlängerbar.

All spots are mounted simply by clicking them into the track, without the need for tools. The cable of the pendulum variants can be flexibly shortened or extended at any time.

BI-COLORED 48V TRACK



Das Innere des CLICKTRACK 30 ist grundsätzlich schwarz gehalten, während für die Außenfläche 25 PROLICHT-Farben zur Auswahl stehen, die mit jedem Innenraumkonzept harmonieren.

The CLICKTRACK 30 is always black on the inside, while the outside is available in a choice of 25 PROLICHT colors to complement any interior design concept.

EXAMPLE



INTEGRATED POWER COMMUNICATION DRIVER 48V WITH ADAPTER



MOUNTING SET FOR DIRECT ATTACHMENT



MECHANICAL AND ELECTRICAL 48V CONNECTION



01 02 03 04 05 07 08 09 12 13 15 16 17 18 19 20 21 22 23 24 25 26 27 28 29

RAL Classic or any other special color on request

KOMPONENTEN > COMPONENTS		DIMENSION MM	DIMENSION MM	ART.-NO STANDARD	ART.-NO DALI-DIM	1-29	TECHN. OPTIONS		
	ALUMINIUM-PROFIL *ALUMINIUM PROFILE*	W: 30 H: 64	per meter	350-0031		◆			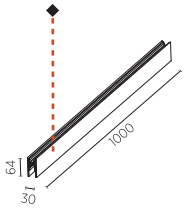
		1000x30	H: 64	350-0020		◆			
		2000x30	H: 64	350-0021		◆			
		3000x30	H: 64	350-0022		◆			
	ENDDECKEL *END CAP*	30x12	H: 64	350-0023		◆			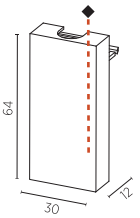
	LINIENVERBINDER *LINEAR COUPLER*	142x18	H: 19	350-0024					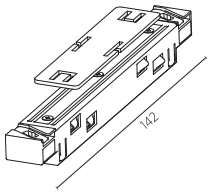
	VERSORGUNGSEINHEIT 150W SCHIENE 48V *SUPPLY UNIT 150W TRACK 48V*	500x30	H: 64	350-0026		◆			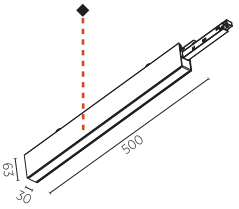
	DALI VERSORGUNGSEINHEIT 150W SCHIENE 48V *DALI SUPPLY UNIT 150W TRACK 48V*		H: 64		350-0027	◆			
									ORDER EXAMPLE: ◆ **350-0023 - 02** black

MAGIQ 4

IP20 excl. 48V DC

	DIMENSION MM	LED	WATT	LUMEN MAX.	CRI	ART.-Nº STANDARD	ART.-Nº DALI-DIM	01-29	TECHN. OPTIONS	
	167x30 H:55	2700 K	16.3	780	90	810-0730	810-0732	◆	⏢	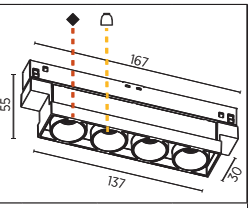
		3000 K	16.3	850	90	810-0740	810-0742	◆	⏢	
		4000 K	16.3	880	90	810-0750	810-0752	◆	⏢	

REFLECTOR 10 20 40 ⏢ (10° 20° 40°)

ORDER EXAMPLE: ◆ ⏢ **810-0742 - 03 10** white 10°

MAGIQ 4 KORONA

IP20 excl. 48V DC

	DIMENSION MM	LED	WATT	LUMEN MAX.	CRI	ART.-Nº STANDARD	ART.-Nº DALI-DIM	01-29 01-29	TECHN. OPTIONS	
	167x30 H:55	2700 K	16.3	780	90	810-0760	810-0762	◆ ▲	⏢	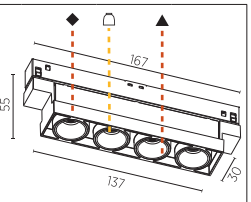
		3000 K	16.3	850	90	810-0770	810-0772	◆ ▲	⏢	
		4000 K	16.3	880	90	810-0780	810-0782	◆ ▲	⏢	

REFLECTOR 10 20 40 ⏢ (10° 20° 40°)

ORDER EXAMPLE: ◆ ▲ ⏢ **810-0760 - 02 19 10** black kissg. aphno. 10°

Hinweise zu technischen Angaben auf Seite 893 | *Technical data are subject to our data policy on page 893*

SNOOKER



DIMENSION MM	LED	WATT	LUMEN	CRI	ART.-NO STANDARD	ART.-NO DALI-DIM	1-29	TECHN. OPTIONS
Ø72 H:2000	2700 K	6.5	280	90	810-0100	810-0102	◆	T
	3000 K	6.5	310	90	810-0110	810-0112	◆	T
	4000 K	6.5	330	90	810-0120	810-0122	◆	T
IP20							excl.	48V DC CE A++

SUSP. CABLE COLOR+LENGTH: 01 03 05 07 09 2000 / 02 04 06 08 10 4000

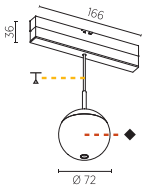

ORDER EXAMPLE: ◆ T **810-0112 - 03 01** (white, 2 m black)

SNOOKER SHINE



DIMENSION MM	LED	WATT	LUMEN	CRI	ART.-NO STANDARD	ART.-NO DALI-DIM	1-29	TECHN. OPTIONS
Ø72 H:2000	2700 K	6.5	280	90	810-0130	810-0132	◆	⬭ T
	3000 K	6.5	310	90	810-0140	810-0142	◆	⬭ T
	4000 K	6.5	330	90	810-0150	810-0152	◆	⬭ T
IP20							excl.	48V DC CE A++

SHINERING: ⬭ 01 02 03 04 05 06

SUSP. CABLE COLOR+LENGTH: 01 03 05 07 09 2000 / 02 04 06 08 10 4000

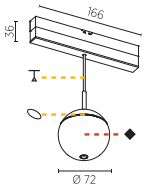

ORDER EXAMPLE: ◆ ⬭ T **810-0130 - 03 04 10** (white, red, 4 m green)

CENTRIQ



DIMENSION MM	LED	WATT MAX.	LUMEN MAX.	CRI	ART.-NO STANDARD	ART.-NO DALI-DIM	1-29	1-29	TECHN. OPTIONS
Ø 30 H: 80	2700 K	4.4	260	90	140-0710	140-0712	◆	▲	
	3000 K	4.4	270	90	140-0720	140-0722	◆	▲	
	4000 K	4.4	290	90	140-0730	140-0732	◆	▲	
IP20								incl.	48V DC CE A++



Ø 40 H: 99	2700 K	6.4	350	90	140-0650	140-0652	◆	▲	
	3000 K	6.4	380	90	140-0660	140-0662	◆	▲	
	4000 K	6.4	400	90	140-0670	140-0672	◆	▲	
IP20								incl.	48V DC CE A++
Ø 40 H: 99	2700 K	6.5	468	90	140-0740	140-0742	◆	▲	1
	3000 K	6.5	490	90	140-0750	140-0752	◆	▲	1
	4000 K	6.5	520	90	140-0760	140-0762	◆	▲	1
IP20								incl.	48V DC CE A++



Ø 55 H: 131	2700 K	9.2	486	90	140-0680	140-0682	◆	▲	
	3000 K	9.2	524	90	140-0690	140-0692	◆	▲	
	4000 K	9.2	548	90	140-0700	140-0702	◆	▲	
IP20								incl.	48V DC CE A++
Ø 55 H: 131	2700 K	12	720	90	140-0770	140-0772	◆	▲	2
	3000 K	12	760	90	140-0780	140-0782	◆	▲	2
	4000 K	12	820	90	140-0790	140-0792	◆	▲	2
IP20								incl.	48V DC CE A++

LENS: 24 32 (24° 32°)

1 BEAM ANGLE: 20 (20°) 31 (31°) 36 (36°) 40 (40°) 50 (50°)

2 BEAM ANGLE: 15 (15°) 17 (17°) 25 (25°) 33 (33°) 35 (35°) 46 (46°)

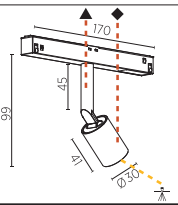

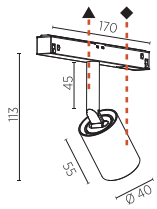

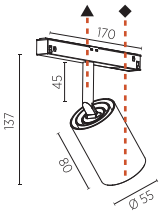

ORDER EXAMPLE: ◆ ▲ 24 **140-0732 - 02 03 24** (black, white, 24°)

HANGOVER PLUG 30



DIMENSION MM	LED	WATT	LUMEN MAX.	CRI	ART.-NO STANDARD	ART.-NO DALI-DIM	1-29	1-29	TECHN. OPTIONS
Ø28 H: 150	2700 K	7	328	90	810-0410	810-0413	◆	▲	
	3000 K	7	363	90	810-0411	810-0414	◆	▲	
	4000 K	7	386	90	810-0412	810-0415	◆	▲	
IP20						48V DC	excl.	0,5m	A++

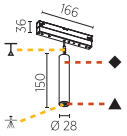



DIMENSION MM	LED	WATT	LUMEN MAX.	CRI	ART.-NO STANDARD	ART.-NO DALI-DIM	1-29	1-29	TECHN. OPTIONS
Ø28 H: 300	2700 K	7	328	90	810-0423	810-0426	◆	▲	
	3000 K	7	363	90	810-0424	810-0427	◆	▲	
	4000 K	7	386	90	810-0425	810-0428	◆	▲	
IP20						48V DC	excl.	0,5m	A++

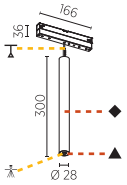



DIMENSION MM	LED	WATT	LUMEN MAX.	CRI	ART.-NO STANDARD	ART.-NO DALI-DIM	1-29	1-29	TECHN. OPTIONS
Ø28 H: 450	2700 K	7	328	90	810-0436	810-0439	◆	▲	
	3000 K	7	363	90	810-0437	810-0440	◆	▲	
	4000 K	7	386	90	810-0438	810-0441	◆	▲	
IP20						48V DC	excl.	0,5m	A++

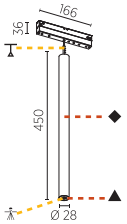

LENS ...24 24° ...32 32° ...58 58° STANDARD ...34 34° ...55 55° LFO

SUSP. CABLE COLOR+LENGTH 01 03 05 07 09 / 02 04 06 08 10 — 2000 / 4000

ORDER EXAMPLE: ◆ ▲ 810-0412 - 03 03 34 01 (white, white, 34° lfo, black 2 m)

HANGOVER PLUG 30 SHINE



DIMENSION MM	LED	WATT	LUMEN MAX.	CRI	ART.-NO STANDARD	ART.-NO DALI-DIM	1-29	1-29	TECHN. OPTIONS
Ø28 H: 150	2700 K	7	328	90	810-0416	810-0419	◆	▲	
	3000 K	7	363	90	810-0417	810-0420	◆	▲	
	4000 K	7	386	90	810-0418	810-0421	◆	▲	
IP20						excl.	0,5m	48V DC	A++

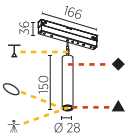



DIMENSION MM	LED	WATT	LUMEN MAX.	CRI	ART.-NO STANDARD	ART.-NO DALI-DIM	1-29	1-29	TECHN. OPTIONS
Ø28 H: 300	2700 K	7	328	90	810-0429	810-0432	◆	▲	
	3000 K	7	363	90	810-0430	810-0433	◆	▲	
	4000 K	7	386	90	810-0431	810-0434	◆	▲	
IP20						excl.	0,5m	48V DC	A++

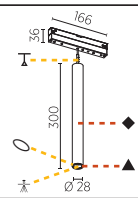



DIMENSION MM	LED	WATT	LUMEN MAX.	CRI	ART.-NO STANDARD	ART.-NO DALI-DIM	1-29	1-29	TECHN. OPTIONS
Ø28 H: 450	2700 K	7	328	90	810-0442	810-0445	◆	▲	
	3000 K	7	363	90	810-0443	810-0446	◆	▲	
	4000 K	7	386	90	810-0444	810-0447	◆	▲	
IP20						excl.	0,5m	48V DC	A++

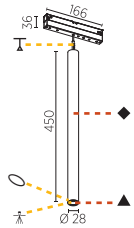

LENS ...24 24° ...32 32° ...58 58° STANDARD

SHINERING 1... 2... 3... 4... 5... 6...

SUSP. CABLE COLOR+LENGTH ...1 ...3 ...5 ...7 ...9 / ...2 ...4 ...6 ...8 ...0 — 2000 / 4000

ORDER EXAMPLE: ◆ ▲ 810-0443 - 03 03 24 4 0 (white, white, 24°, red, 4 m green)

Hinweise zu technischen Angaben auf Seite 893 | *Technical data are subject to our data policy on page 893*

HANGOVER 40

CRI 90 IP20 incl. 48V DC A++

DIMENSION MM	WATT	LUMEN MAX.	ART.-Nº STANDARD	ART.-Nº DALI-DIM	1-29	1-29	TECHNIC OPTIONS
Ø40 L:150	10	843	810-0600	810-0602	◆	▲	CCT
Ø40 L:300	10	843	810-0610	810-0612	◆	▲	CCT
Ø40 L:450	10	843	810-0620	810-0622	◆	▲	CCT

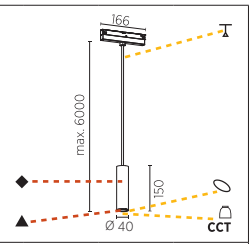

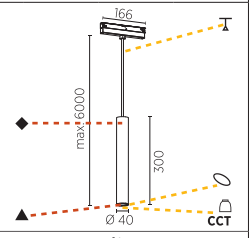

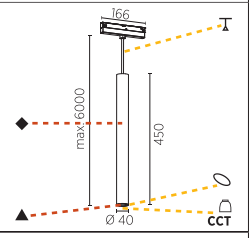

CCT 27 30 40 — 2700 K 3000 K 4000 K

REFLECTOR FWHM 40 50 — 40° 50°

SHINERING X 00 01 02 03 04 05 06

SUSP. CABLE COLOR+LENGTH 01 02 03 04 06 07 08 09 — 2000 6000

O. EXAMPLE: ◆ ▲ CCT 2000 6000 — 810-0612 - 03 03 27 40 00 04 — white white dir.: 2700K 40° no ring 2000 mm red

HANGOVER PLUG 40

CRI 90 IP20 incl. 48V DC A++

DIMENSION MM	WATT	LUMEN MAX.	STANDARD	ART.-Nº DALI-DIM	CASAMBI	1-29	1-29	TECHNIC OPTIONS
Ø40 L:150	10	843	810-0530	810-0532		◆	▲	CCT
Ø40 L:300	10	843	810-0540	810-0542		◆	▲	CCT
Ø40 L:450	10	843	810-0550	810-0552		◆	▲	CCT

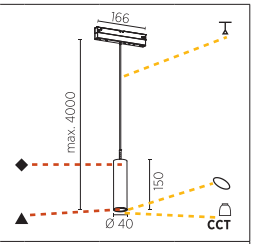

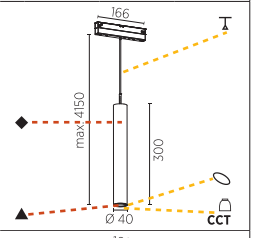

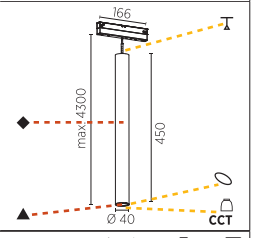

CCT 27 30 40 — 2700 K 3000 K 4000 K

REFLECTOR FWHM 40 50 — 40° 50°

SHINERING X 00 01 02 03 04 05 06

SUSP. CABLE COLOR+LENGTH 01 03 05 07 09 02 04 06 08 10 — 2000 4000

O. EXAMPLE: ◆ ▲ CCT 2000 4000 — 810-0532- 03 03 27 40 01 08 — white white dir.: 2700K 40° white ring red 4000

HANGOVER 75

CRI 90 **IP20** incl. 48V DC A++

DIMENSION MM	WATT	LUMEN MAX.	STANDARD	ART.-N° DALI-DIM	CASAMBI	1-29	1-29	TECHNIC OPTIONS
Ø75 L:150	10	923	810-0490	810-0492		◆	▲	CCT
Ø75 L:150	20	1821	810-0500	810-0502		◆	▲	CCT CCTi
Ø75 L:300	10	923	810-0510	810-0512		◆	▲	CCT
Ø75 L:300	20	1821	810-0520	810-0522		◆	▲	CCT CCTi

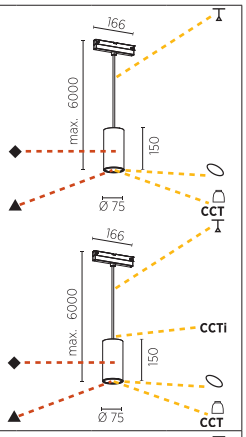

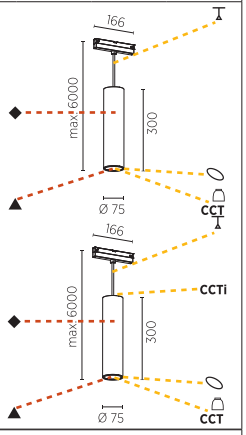

CCT 27 30 40 — C. TEMP.: 2700K 3000K 4000K — **CCTi** 27 30 40

REFLECTOR FWHM 18 36 52 — 18° 36° 52°

SHINERING X 00 01 02 03 04 05 06

SUSP. CABLE COLOR+LENGTH 01 02 03 04 / 06 07 08 09 — 2000 / 6000

O. EXAMPLE: ◆ ▲ CCT CCTi — **810-0520- 03 03 27 40 02 09 40**
white · white · dir. 2700K · 40° · 6000 mm · yellow · red · ind. 4000K

HANGOVER PLUG 75

CRI 90 **IP20** incl. 48V DC A++

DIMENSION MM	WATT	LUMEN MAX.	STANDARD	ART.-N° DALI-DIM	CASAMBI	1-29	1-29	TECHNIC OPTIONS
Ø75 L:150	6	432	810-0470	810-0472		◆	▲	CCT
Ø75 L:150	9.5	778	810-0480	810-0482		◆	▲	CCT CCTi

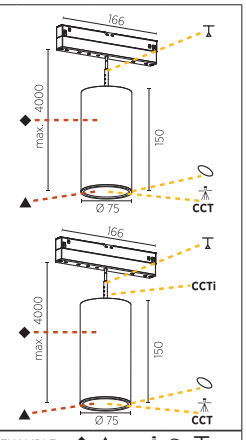

CCT 27 30 40 — C. TEMP.: 2700K 3000K 4000K — **CCTi** 27 30 40

LENS ...09 ...24 ...39 — 9° 24° 39° — STANDARD

SHINERING X 00 01 02 03 04 05 06

SUSP. CABLE COLOR+LENGTH 01 03 05 07 09 / 02 04 06 08 10 — 2000 / 4000

EXAMPLE: ◆ ▲ CCT ◆ CCTi — **810-0482 03 03 27 24 00 07 40**
white · white · dir. 2700K · 24° · no ring · red 2000 · ind. 4000K

KANN-ZUBEHÖR › CAN-HAVE ACCESSORY

DIMENSION MM	ART.-NO STANDARD	1-6
Ø71	800-1080Y	◆
Ø71	800-1080O	◆
Ø71	800-1080R	◆
Ø71	800-1080B	◆
Ø71	800-1080G	◆



INDIREKT DIFFUSOR
INDIRECT DIFFUSER

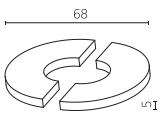

Hinweise zu technischen Angaben auf Seite 893 | *Technical data are subject to our data policy on page 893*

LEDLINE

DIMENSION MM	LED	WATT MAX.	LUMEN MAX.	CRI	ART.-NO STANDARD	ART.-NO DALI-DIM		TECHN. OPTIONS	
620x23 H: 43	2700 K	6.6	360	90	810-0160				
	2700 K	7.9	540	90		810-0162			
	3000 K	6.6	360	90	810-0170				
	3000 K	7.9	540	90		810-0172			
	4000 K	6.6	360	90	810-0180				
	4000 K	7.9	540	90		810-0182			
IP20							incl.	48V DC CE A++	
820x23 H: 43	2700 K	8.8	480	90	810-0190				
	2700 K	10.6	720	90		810-0192			
	3000 K	8.8	480	90	810-0200				
	3000 K	10.6	720	90		810-0202			
	4000 K	8.8	480	90	810-0210				
	4000 K	10.6	720	90		810-0212			
IP20							incl.	48V DC CE A++	
1020x23 H: 43	2700 K	11.0	600	90	810-0220				
	2700 K	13.2	900	90		810-0222			
	3000 K	11.0	600	90	810-0230				
	3000 K	13.2	900	90		810-0232			
	4000 K	11.0	600	90	810-0240				
	4000 K	13.2	900	90		810-0242			
IP20							incl.	48V DC CE A++	
1220x23 H:43	2700 K	13.2	720	90	810-0250				
	2700 K	15.8	1080	90		810-0252			
	3000 K	13.2	720	90	810-0260				
	3000 K	15.8	1080	90		810-0262			
	4000 K	13.2	720	90	810-0270				
	4000 K	15.8	1080	90		810-0272			
IP20							excl.	48V DC CE A++	

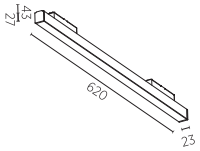

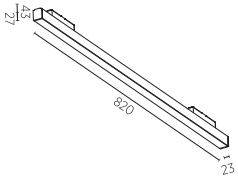

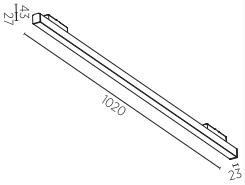

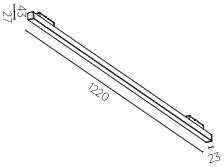

DE | Linearer Einsatz zur Nutzung mit Diffusor oder Microprisma
EN | Linear insert for use with Diffuser or Micro Prism

MINIMAL TRACK



INSPIRATION | VIEWTURE.MEDIA

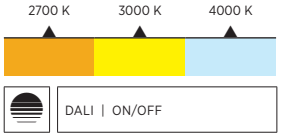

Flexibel und nahezu unsichtbar. Das innovative MINIMAL TRACK Leuchtensystem verbindet puren Minimalismus mit modernster Technik. Die speziell entwickelten Schienen-Strahler und LED-Linien lassen sich einzeln über DALI steuern. Dank der verschiedenen Eck-Verbinder und sogar individuell erhältlicher Kurvenelemente, lassen sich mit MINIMAL TRACK kreative Wohnträume sehr einfach realisieren.

Flexible and almost invisible. The innovative MINIMAL TRACK lighting system combines pure minimalism with the latest technology. The specially developed track spotlights and LED lines can be controlled individually via DALI. Thanks to the various corner connectors and even individually available curve elements, MINIMAL TRACK makes it easy to realize creative living dreams.

ULTRA-SLIM DESIGN



Das ultra-kompakte Design macht die ausgeklügelte Technik nahezu unsichtbar. Sichtbar bleiben elegante Linien, die sich perfekt in die Raumgestaltung integrieren.

The ultra-compact design makes the sophisticated technology almost invisible, leaving only elegant lines that integrate perfectly into the interior design.

DALI CONTROL PROFIL

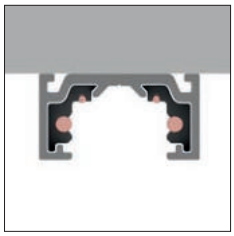

Trotz des minimalistischen Formfaktors lassen sich die erhältlichen Lichtmodule individuell per DALI steuern.

Despite their minimalist form, the available light modules can be individually controlled by DALI.

25 COLORS



Die IMAGINE MICRO Strahler sind in 25 PROLICHT-Farben erhältlich. Auf Anfrage können auch die Schienen farbig hergestellt werden.

The IMAGINE MICRO spotlights are available in 25 PROLICHT colors. Special colors for the track are available on request.

CAN BE SCREWED DIRECTLY TO THE CEILING



Das Anbau-System lässt sich besonders einfach an jede Wand und Decke montieren, während es durch seine ultra-flache Bauweise den Eindruck eines eingebetteten Systems erweckt.

The surface-mounted system is particularly easy to install on any wall or ceiling, while its ultra-slim design gives it the appearance of an embedded system.

EXAMPLE

SURFACE MOUNTED DRIVER OPTION



CENTRAL OR INITIAL FEED UNIT



MINIMAL FEED CONNECTOR FOR REMOTE DRIVER



LINEAR LIGHT MODULES ON REQUEST



CURVED PROFILES ON REQUEST





INTEGRATED STRAIGHT CONNECTORS



EASY TO CUT ON SITE



45° CUT ON SITE - SEAMLESS INSTALLATION



90° CONNECTORS



PRE-DRILLED TRACK



01 02 03 04 05 07 08 09 12 13 15 16 17 18 19 20 21 22 23 24 25 26 27 28 29

RAL Classic or any other special color on request



INSPIRATION | VIEWTURE.MEDIA





INSPIRATION | VIEWTURE MEDIA



MINIMAL TRACK

Lieferbar ab Ende Mai 2020 | *Available from end of may 2020*

KOMPONENTEN > COMPONENTS		DIMENSION MM	DIMENSION MM²	ART.-NO STANDARD	ART.-NO DALI-DIM		TECHN. OPTIONS		
	SCHIENE SCHWARZ *TRACK BLACK*	L: 1000			350-1860				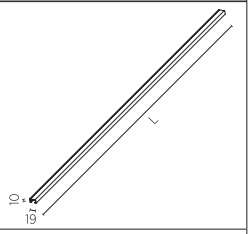
		L: 2000			350-1861				
		L: 3000			350-1862				
	SCHIENE WEISS *TRACK WHITE*	L: 1000			350-1863				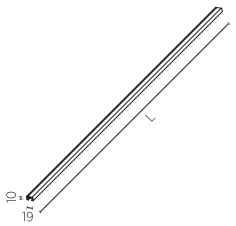
		L: 2000			350-1864				
		L: 3000			350-1865				
	ENDEINSPEISUNG SCHWARZ *FEED UNIT END BLACK*				350-1866				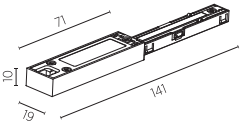
	MITTENEINSPEISUNG SCHWARZ +2,5 M ZULEITUNG *FEED UNIT CENTRAL BLACK +2.5 M SUPPLY CABLE*				350-1867				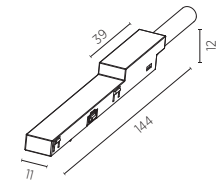
	LINEARVERBINDER SCHWARZ *LINEAR CONNECTOR BLACK*				350-1868				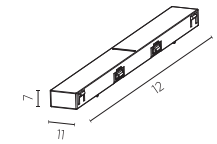
	ECKVERBINDER SCHWARZ *CORNER CONNECTOR BLACK*				350-1869				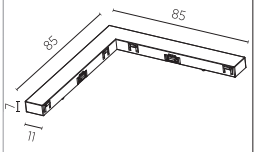
	DECKE-WANDVERBINDER SCHWARZ *DIHEDRAL CORNER CONNECTOR BLACK*				350-1870				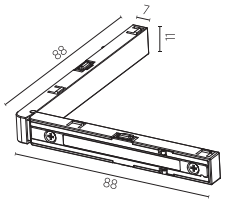
	FLEXIBLER VERBINDER SCHWARZ *FLEXIBLE CONNECTOR BLACK*				350-1871				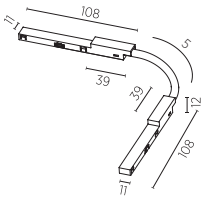

Hinweise zu technischen Angaben auf Seite 893 | *Technical data are subject to our data policy on page 893*

KOMPONENTEN > COMPONENTS

		DIMENSION MM		ART.-NO STANDARD	ART.-NO DALI-DIM	1-29	TECHN. OPTIONS		
	ENDDECKEL SCHWARZ *ENDCAP BLACK*			350-1872					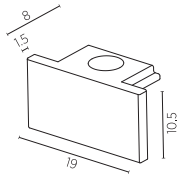
	TREIBER BOX FÜR ENDEINSPEISUNG *DRIVER BOX* *FOR END INSTALLATION*	W:70 H:32 L:240	48V DC max. 96 W		350-1873	◆			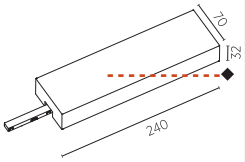
	TREIBER BOX FÜR MITTELEINSPEISUNG *DRIVER BOX* *FOR CENTRAL INSTALLATION*	W:70 H:32 L:240	48V DC max. 96 W		350-1874	◆			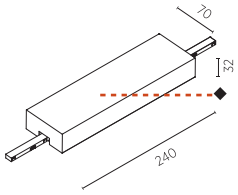
	DALI-TREIBER FÜR DECKENEINBAU *REMOTE INSTALLED* *DALI-DRIVER*	W:28 H:20 L:252	48V DC max. 96 W		350-1875				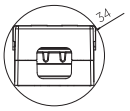
	90° SCHIENENPROFIL FÜR SCHNELLMONTAGE *90° DUMMY TRACK FOR QUICK* *INSTALLATION*	W:24 H:10 L:24		350-1876					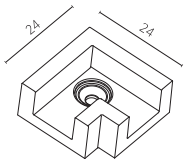
	90° DECKE & WAND SCHIE- NENPROFIL FÜR SCHNELL- MONTAGE *90° DIHEDRAL DUMMY TRACK* *FOR QUICK INSTALLATION*	W:22 H:20 L:22		350-1877					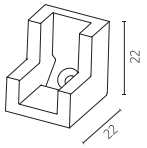

IMAGINE MICRO 48V

CRI 90 **IP20** incl. CE A++

	DIMENSION MM	WATT MAX.	LUMEN MAX.	ART.-Nº DALI-DIM	1-29	TECHNIC OPTIONS		
	Ø23 H:50	3.9	285	810-1252	◆	**CCT** 1		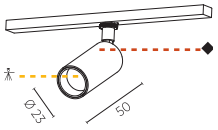
	Ø35 H:76	8.8	720	810-1262	◆	**CCT** 2		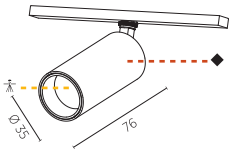

CCT 27 30 40 — 2700 K 3000 K 4000 K

1 LENS 16 26 — 16° 26°

2 LENS 18 28 — 18° 28°

ORDER EXAMPLE: ◆ **CCT** **27** **18**
810-1262 - 02 black 2700 18°

HYPRO
40



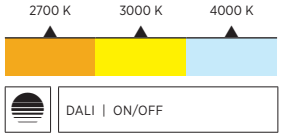

Ein Hybrid-System mit unendlich vielen Konfigurationsmöglichkeiten. Das flexible Anbau-Profilsystem HYPRO 40 lässt sich in den PROLICHT-Farben veredeln, sowie die optionale Innenabdeckung des Kanals – der COLOR CHANNEL. Für das multifunktionale System mit 230-V-Steckersystem stehen Leuchteneinsätze und Spots mit unterschiedlichen Reflektoren und auch die MAGIQ Wallwasher und MAGIQ Downlight-Module zur Verfügung.

A hybrid system with an infinite number of configuration options. The flexible surface-mounted profile system HYPRO 40 can be refined in the PROLICHT colors, as can the optional inner cover of the duct - the COLOR CHANNEL. Luminaire inserts and spots with different reflectors as well as the MAGIQ wallwasher and MAGIQ downlight modules are available for the multifunctional system with 230 V plug system.

HYPRO 40

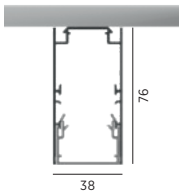

RICO LINE – REFLECTOR INTEGRATED CUT-OFF

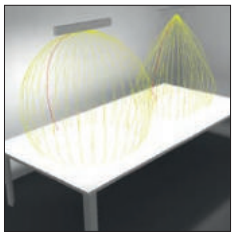

Die speziellen Mikroreflektoren der RICO LINE verbessern die Effizienz und erreichen extrem niedrige UGR-Werte, teilweise kleiner 0.

The special micro reflectors inside RICO LINE improve efficiency and achieve extremely low UGR values, sometimes less than 0.

LINEAR WALLWASH INTEGRATION



Verbindung eines bündigen, blendfreien und linearen MAGIQ HOLLOW WALLWASH-Strahlers mit der vertikalen Beleuchtung des MAGIQ WALLWASH.

Integration of a flush glare-free linear MAGIQ HOLLOW WALLWASH spotlight with the vertical illumination of the MAGIQ WALLWASH.

LOW GLARE DOWN-LIGHTS KORONA EFFECT



Integrierte MAGIQ-Module mit ausgezeichneter Blendfreiheit und einem Abblendwinkel von 21°. Optionale KORONA CONES als Blickfang.

Integrated MAGIQ modules with extremely low glare and a cut-off angle of 21°. Optional KORONA CONES for an eye-catching effect.

COLOR CHANNEL



Eine geringfügig tiefere Aluminiumabdeckung, die in 25 PROLICHT-Farben und einer Reihe an Längen verfügbar ist, bildet einen schönen Blickfang.

A slightly deeper aluminium cover, available in 25 PROLICHT colors and a choice of lengths, is a great focal point.

EXAMPLE

DEFINING 3D GEOMETRICAL LINES



CUTABLE BLACK PMMA COVER



SCREWLESS END CAPS



01 02 03 04 05 07 08 09 12 13 15 16 17 18 19 20 21 22 23 24 25 26 27 28 29

RAL Classic or any other special color on request



LAGO SHOPPING CENTER, KONSTANZ, GERMANY | LIGHTING DESIGN: ORB. ATELIER FÜR LICHTGESTALTUNG | PHOTO: ARMIN KUPRIAN





KOMPONENTEN > COMPONENTS		DIMENSION MM		ART.-NO STANDARD	1-29	TECHN. OPTIONS		
	ALUMINIUM PROFIL *ALUMINIUM PROFILE*	W: 76 H: 39	per meter	350-0001	◆			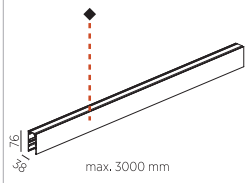
	ENDDECKEL *END CAP*	12x38 H: 76		81054	◆			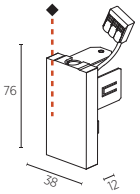
	ENDDECKEL KORONA 1 PAAR *END PLATE KORONA* *1 PAIR*	1x35 H: 28		81071	◆			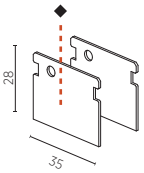
	LINIENVERBINDER *LINEAR COUPLER*	150x35 H: 33		81050				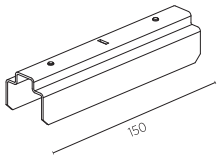
	KNOTEN L-VERBINDER *JUNCTION* *L-CONNECTOR*	70x70 H: 76		81055	◆			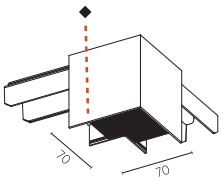
	KNOTEN T-VERBINDER *JUNCTION* *T-CONNECTOR*	70x100 H: 76		81056	◆			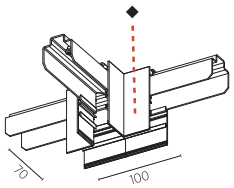
	KNOTEN X-VERBINDER *JUNCTION* *X-CONNECTOR*	100x100 H: 76		81057	◆			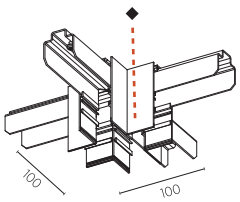
	KNOTEN DECKE/WAND VERBINDER *JUNCTION* *WALL/CEILING CONNECTOR*	210x39 H: 210		81059	◆			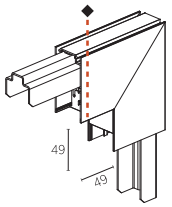

Hinweise zu technischen Angaben auf Seite 893 | *Technical data are subject to our data policy on page 893*

KOMPONENTEN > COMPONENTS		DIMENSION MM		ART.-NO STANDARD	1-29	TECHN. OPTIONS		
	MONTAGECLIP *INSTALLATION CLIP*	30x30 H: 12		350-0002				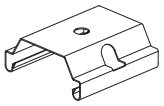
	MITTENEINSPEISUNG *CENTRAL FEED*	31x27 H: 45		81051				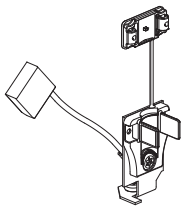
	KABELHALTER *CABLE-HOLDER*	25x36 H: 22		81052				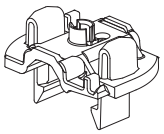
	DIFFUSOR OPAL *DIFFUSER OPAL*	W: 35 H: 28	per meter	81082				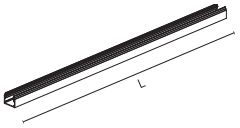
		705x35 H: 28		81060				
		1128x35 H: 28		81087				
		1408x35 H: 28		81061				
		2113x35 H: 28		81062				
		2815x35 H: 28		81063				
	MICRO-PRISMEN *MICROPRISM*	W: 35 H: 28	per meter	81240				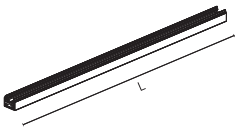
		705x35 H: 28		81064				
		1128x35 H: 28		81091				
		1408x35 H: 28		81065				
		2113x35 H: 28		81066				
		2815x35 H: 28		81067				
	RICO ABDECKUNG TRANSPARENT/SCHWARZ *RICO COVER TRANSPARENT/BLACK*	H:50	per meter	81241				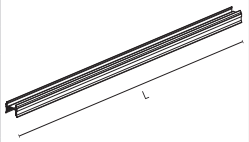
		705x29	H:50	81076				
		1128x29	H:50	81095				
		1408x29	H:50	81077				
		1833x29	H:50	81096				
		2113x29	H:50	81078				
		2256x29	H:50	81097				
		2536x29	H:50	81098				
		2815x29	H:50	81079				
	ABDECKUNG SCHWARZ *COVER BLACK*	1000x35 H: 28		81068				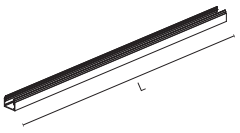
		2000x35 H: 28		81069				
		3000x35 H: 28		81070				
	KORONA PROFIL *ALUMINIUM PROFILE*	35 H: 27	per meter	81053	◆			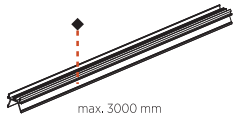
								ORDER EXAMPLE: ◆ **81053 - 02** black



HYPRO 40 INSERTS


CENTRIQ 55*


MAGIQ 4*


MAGIQ WALLWASH


RICO
LED LINE


BLACK
COVER


CENTRIQ 40*


MAGIQ 8*


MAGIQ HOLLOW
WALLWASH


LED LINE
MICROPRISM


COLOR
CHANNEL


CENTRIQ 30*


LED LINE
OPAL DIFFUSER

* ALSO AVAILABLE AS DOUBLE VARIANTS

HYPLINE 40



DIMENSION MM	LED	WATT MAX.	LUMEN MAX.	CRI	ART.-NO STANDARD	ART.-NO DALI-DIM		TECHN. OPTIONS	
705x29 H: 50	2700 K	16.5	1595	80	7-01102-00	7-01103-02			
	3000 K	16.5	1702	80	7-01104-00	7-01105-02			
	4000 K	16.5	1772	80	7-01106-00	7-01107-02			
IP20							incl.	50/60Hz 220-240V	CE A++

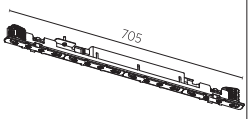



DIMENSION MM	LED	WATT MAX.	LUMEN MAX.	CRI	ART.-NO STANDARD	ART.-NO DALI-DIM		TECHN. OPTIONS	
1128x29 H: 50	2700 K	26.4	2552	80	7-01042-00	7-01043-02			
	3000 K	26.4	2723	80	7-01044-00	7-01045-02			
	4000 K	26.4	2836	80	7-01046-00	7-01047-02			
IP20							incl.	50/60Hz 220-240V	CE A++

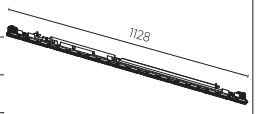



DIMENSION MM	LED	WATT MAX.	LUMEN MAX.	CRI	ART.-NO STANDARD	ART.-NO DALI-DIM		TECHN. OPTIONS	
1408x29 H: 50	2700 K	33.0	3190	80	7-01108-00	7-01109-02			
	3000 K	33.0	3403	80	7-01110-00	7-01111-02			
	4000 K	33.0	3545	80	7-01112-00	7-01113-02			
IP20							incl.	50/60Hz 220-240V	CE A++

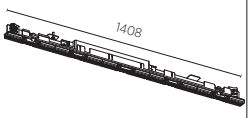

DE | Linearer Einsatz zur Nutzung mit Diffusor oder Microprisma
EN | Linear insert for use with Diffuser or Micro Prism

Hinweise zu technischen Angaben auf Seite 893 | *Technical data are subject to our data policy on page 893*

CENTRIQ



DIMENSION MM	LED	WATT MAX.	LUMEN MAX.	CRI	ART.-NO STANDARD	ART.-NO DALI-DIM	1-29	1-29	1-29	TECHN. OPTIONS
Ø 30 H: 74	2700 K	4.4	258	90	7-01150-00	7-01151-02	◆	▲	●	
	3000 K	4.4	270	90	7-01152-00	7-01153-02	◆	▲	●	
	4000 K	4.4	294	90	7-01154-00	7-01155-02	◆	▲	●	
IP20					incl.		50/60Hz 220-240V			A++
Ø 40 H: 86	2700 K	6.4	350	90	7-01156-00	7-01157-02	◆	▲	●	
	3000 K	6.4	378	90	7-01158-00	7-01159-02	◆	▲	●	
	4000 K	6.4	402	90	7-01160-00	7-01161-02	◆	▲	●	
IP20					incl.		50/60Hz 220-240V			A++
Ø 40 H: 86	2700 K	6.5	468	90	7-01162-00	7-01163-02	◆	▲	●	1
	3000 K	6.5	490	90	7-01164-00	7-01165-02	◆	▲	●	1
	4000 K	6.5	520	90	7-01166-00	7-01167-02	◆	▲	●	1
IP20					incl.		50/60Hz 220-240V			A++
Ø 55 H: 112	2700 K	9.2	486	90	7-01168-00	7-01169-02	◆	▲	●	
	3000 K	9.2	524	90	7-01170-00	7-01171-02	◆	▲	●	
	4000 K	9.2	548	90	7-01172-00	7-01173-02	◆	▲	●	
IP20					incl.		50/60Hz 220-240V			A++
Ø 55 H: 112	2700 K	12	720	90	7-01174-00	7-01175-02	◆	▲	●	2
	3000 K	12	760	90	7-01176-00	7-01177-02	◆	▲	●	2
	4000 K	12	820	90	7-01178-00	7-01179-02	◆	▲	●	2
IP20					incl.		50/60Hz 220-240V			A++

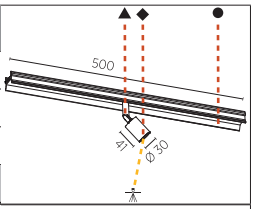

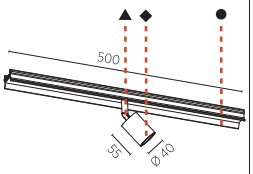

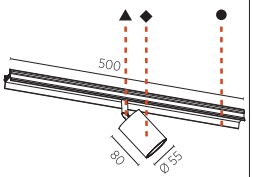

LENS 24 32 — 24° 32°

1 BEAM ANGLE 20 31 36 40 50 — 20° 31° 36° 40° 50°

2 BEAM ANGLE 15 17 25 33 35 46 — 15° 17° 25° 33° 35° 46°

ORDER EXAMPLE: ◆ ▲ ● 24 — **7-01155-02 - 02 03 04 24** (black, white, creamy, 24°)

CENTRIQ DOUBLE



DIMENSION MM	LED	WATT MAX.	LUMEN MAX.	CRI	ART.-NO STANDARD	ART.-NO DALI-DIM	1-29	1-29	1-29	TECHN. OPTIONS
Ø 30 H: 74	2700 K	8.8	517	90	7-01180-00	7-01181-02	◆	▲	●	
	3000 K	8.7	541	90	7-01182-00	7-01183-02	◆	▲	●	
	4000 K	8.8	588	90	7-01184-00	7-01185-02	◆	▲	●	
IP20					incl.		50/60Hz 220-240V			A++
Ø 40 H: 86	2700 K	12.9	701	90	7-01186-00	7-01187-02	◆	▲	●	
	3000 K	12.8	756	90	7-01188-00	7-01189-02	◆	▲	●	
	4000 K	12.8	804	90	7-01190-00	7-01191-02	◆	▲	●	
IP20					incl.		50/60Hz 220-240V			A++
Ø 40 H: 86	2700 K	13	936	90	7-01192-00	7-01193-02	◆	▲	●	1
	3000 K	13	980	90	7-01194-00	7-01195-02	◆	▲	●	1
	4000 K	13	1040	90	7-01196-00	7-01197-02	◆	▲	●	1
IP20					incl.		50/60Hz 220-240V			A++
Ø 55 H: 112	2700 K	18.3	972	90	7-01198-00	7-01199-02	◆	▲	●	
	3000 K	18.3	1048	90	7-01200-00	7-01201-02	◆	▲	●	
	4000 K	18.3	1096	90	7-01202-00	7-01203-02	◆	▲	●	
IP20					incl.		50/60Hz 220-240V			A++
Ø 55 H: 112	2700 K	24	1440	90	7-01204-00	7-01205-02	◆	▲	●	2
	3000 K	24	1520	90	7-01206-00	7-01207-02	◆	▲	●	2
	4000 K	24	1640	90	7-01208-00	7-01209-02	◆	▲	●	2
IP20					incl.		50/60Hz 220-240V			A++

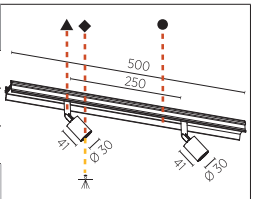

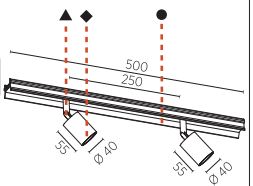

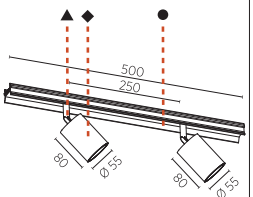

LENS 24 32 — 24° 32°

1 BEAM ANGLE 20 31 36 40 50 — 20° 31° 36° 40° 50°

2 BEAM ANGLE 15 17 25 33 35 46 — 15° 17° 25° 33° 35° 46°

ORDER EXAMPLE: ◆ ▲ ● 24 — **7-01185-02 - 02 03 04 24** (black, white, creamy, 24°)

MAGIQ 4



DIMENSION MM	LED	WATT MAX.	LUMEN MAX.	CRI	ART.-NO STANDARD	ART.-NO DALI-DIM	TECHN. OPTIONS
510x35 H: 72	2700 K	13.3	763	90	7-01054-00		
	3000 K	13.3	827	90	7-01056-00		
	4000 K	13.3	858	90	7-01058-00		

IP20 BLACK incl. 50/60Hz 220-240V A++

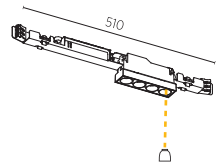



DIMENSION MM	LED	WATT MAX.	LUMEN MAX.	CRI	ART.-NO STANDARD	ART.-NO DALI-DIM	TECHN. OPTIONS
650x35 H: 72	2700 K	13.3	763	90	7-01055-02		
	3000 K	13.3	827	90	7-01057-02		
	4000 K	13.3	858	90	7-01059-02		

IP20 BLACK incl. 50/60Hz 220-240V A++

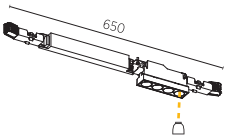

REFLECTOR 10 20 40



ORDER EXAMPLE: **7-01059-02 - 10**

MAGIQ 4 KORONA



DIMENSION MM	LED	WATT MAX.	LUMEN MAX.	CRI	ART.-NO STANDARD	ART.-NO DALI-DIM	1-29	TECHN. OPTIONS
510x35 H: 72	2700 K	13.3	783	90	7-01072-00		◆	
	3000 K	13.3	848	90	7-01074-00		◆	
	4000 K	13.3	880	90	7-01076-00		◆	

IP20 BLACK incl. 50/60Hz 220-240V A++

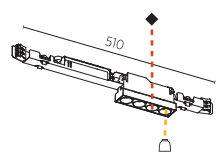



DIMENSION MM	LED	WATT MAX.	LUMEN MAX.	CRI	ART.-NO STANDARD	ART.-NO DALI-DIM	1-29	TECHN. OPTIONS
650x35 H: 72	2700 K	13.3	783	90	7-01073-02		◆	
	3000 K	13.3	848	90	7-01075-02		◆	
	4000 K	13.3	880	90	7-01077-02		◆	

IP20 BLACK incl. 50/60Hz 220-240V A++

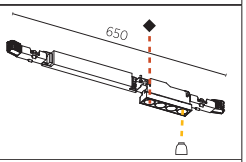

REFLECTOR 10 20 40

ORDER EXAMPLE: ◆ **7-01077-02 - 02 10**

MAGIQ 4 WITH MICRO-DOT



DIMENSION MM	LED	WATT	LUMEN MAX.	CRI	ART.-NO STANDARD	ART.-NO DALI-DIM	TECHN. OPTIONS
510x35 H:72	2700 K	13.3	640	90	7-02036-00		
	3000 K	13.3	692	90	7-02038-00		
	4000 K	13.3	720	90	7-02040-00		

IP20 BLACK incl. 0,5m 50/60Hz 220-240V A++

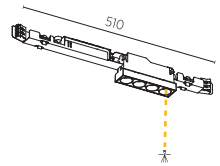



DIMENSION MM	LED	WATT	LUMEN MAX.	CRI	ART.-NO STANDARD	ART.-NO DALI-DIM	TECHN. OPTIONS
650x35 H:72	2700 K	13.3	640	90	7-02037-02		
	3000 K	13.3	692	90	7-02039-02		
	4000 K	13.3	720	90	7-02041-02		

IP20 BLACK incl. 0,5m 50/60Hz 220-240V A++

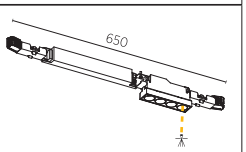

LENS ...21 21° ...38 38° LFO

ORDER EXAMPLE: **7-02037-02 - 21**

MAGIQ 4+4



DIMENSION MM	LED	WATT MAX.	LUMEN MAX.	CRI	ART.-NO STANDARD	ART.-NO DALI-DIM	TECHN. OPTIONS
710x35 H: 72	2700 K	26.6	1526	90	7-01060-00		
	3000 K	26.6	1654	90	7-01062-00		
	4000 K	26.6	1717	90	7-01064-00		

IP20 BLACK incl. 50/60Hz 220-240V A++

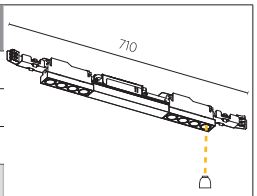



DIMENSION MM	LED	WATT MAX.	LUMEN MAX.	CRI	ART.-NO STANDARD	ART.-NO DALI-DIM	TECHN. OPTIONS
910x35 H: 72	2700 K	26.6	1526	90	7-01061-02		
	3000 K	26.6	1654	90	7-01063-02		
	4000 K	26.6	1717	90	7-01065-02		

IP20 BLACK incl. 50/60Hz 220-240V A++

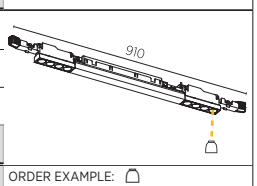

REFLECTOR 10 20 40



ORDER EXAMPLE: **7-01065-02 - 10**

Hinweise zu technischen Angaben auf Seite 893 | *Technical data are subject to our data policy on page 893*

MAGIQ 4+4 KORONA

DIMENSION MM	LED	WATT MAX.	LUMEN MAX.	CRI	ART.-NO STANDARD	ART.-NO DALI-DIM	1-29	TECHN. OPTIONS
710x35 H: 72	2700 K	26.6	1565	90	7-01078-00		◆	
	3000 K	26.6	1696	90	7-01080-00		◆	
	4000 K	26.6	1760	90	7-01082-00		◆	
IP20 BLACK					incl.		50/60Hz	220-240V
910x35 H: 72	2700 K	26.6	1565	90	7-01079-02		◆	
	3000 K	26.6	1696	90	7-01081-02		◆	
	4000 K	26.6	1760	90	7-01083-02		◆	
IP20 BLACK					incl.		50/60Hz	220-240V

REFLECTOR 10 20 40 | 10° 20° 40°

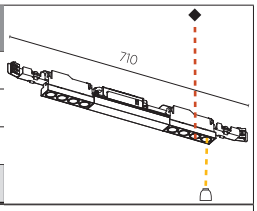

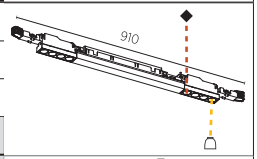

ORDER EXAMPLE: ◆ 🛆
7-01083-02 - 02 10
black 10°

MAGIQ 4+4 WITH MICRO-DOT

DIMENSION MM	LED	WATT	LUMEN MAX.	CRI	ART.-NO STANDARD	ART.-NO DALI-DIM	TECHN. OPTIONS
710x35 H:72	2700 K	26.6	1280	90	7-02042-00		
	3000 K	26.6	1384	90	7-02044-00		
	4000 K	26.6	1440	90	7-02046-00		
IP20 BLACK					incl.	0,5m	50/60Hz 220-240V
910x35 H:72	2700 K	26.6	1280	90	7-02043-02		
	3000 K	26.6	1384	90	7-02045-02		
	4000 K	26.6	1440	90	7-02047-02		
IP20 BLACK					incl.	0,5m	50/60Hz 220-240V

LENS ...21 21° ...38 38° LFO

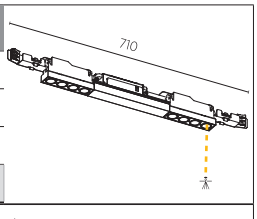

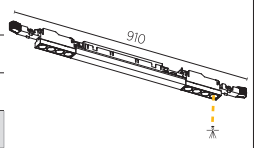

ORDER EXAMPLE:
810-1132 - 38
38°

MAGIQ 8

DIMENSION MM	LED	WATT MAX.	LUMEN MAX.	CRI	ART.-NO STANDARD	ART.-NO DALI-DIM	TECHN. OPTIONS
650x35 H: 72	2700 K	26.6	1526	90	7-01066-00		
	3000 K	26.6	1654	90	7-01068-00		
	4000 K	26.6	1717	90	7-01070-00		
IP20 BLACK					incl.		50/60Hz 220-240V
840x35 H: 72	2700 K	26.6	1526	90	7-01067-02		
	3000 K	26.6	1654	90	7-01069-02		
	4000 K	26.6	1717	90	7-01071-02		
IP20 BLACK					incl.		50/60Hz 220-240V

REFLECTOR 10 20 40 | 10° 20° 40°

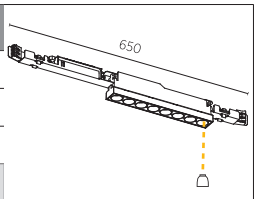

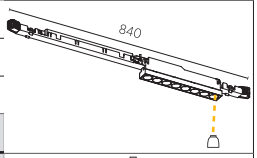

ORDER EXAMPLE: 🛆
7-01071-02 - 10
10°

MAGIQ 8 KORONA

DIMENSION MM	LED	WATT MAX.	LUMEN MAX.	CRI	ART.-NO STANDARD	ART.-NO DALI-DIM	1-29	TECHN. OPTIONS
650x35 H: 72	2700 K	26.6	1565	90	7-01084-00		◆	
	3000 K	26.6	1696	90	7-01086-00		◆	
	4000 K	26.6	1760	90	7-01088-00		◆	
IP20 BLACK					incl.		50/60Hz	220-240V
840x35 H: 72	2700 K	26.6	1565	90	7-01085-02		◆	
	3000 K	26.6	1696	90	7-01087-02		◆	
	4000 K	26.6	1760	90	7-01089-02		◆	
IP20 BLACK					incl.		50/60Hz	220-240V

REFLECTOR 10 20 40 | 10° 20° 40°

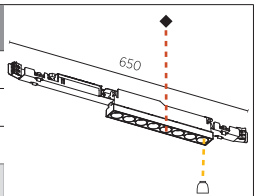

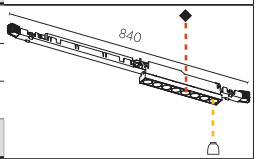

ORDER EXAMPLE: ◆ 🛆
7-01089-02 - 02 10
black 10°

MAGIQ 8 WITH MICRO-DOT



DIMENSION MM	LED	WATT	LUMEN MAX.	CRI	ART.-NO STANDARD	ART.-NO DALI-DIM	TECHN. OPTIONS
650x35 H:72	2700 K	26.6	1280	90	7-02048-00		
	3000 K	26.6	1384	90	7-02050-00		
	4000 K	26.6	1440	90	7-02052-00		

IP20 BLACK incl. 0,5m 50/60Hz 220-240V A++

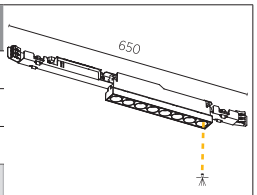



DIMENSION MM	LED	WATT	LUMEN MAX.	CRI	ART.-NO STANDARD	ART.-NO DALI-DIM	TECHN. OPTIONS
840x35 H:72	2700 K	26.6	1280	90		7-02049-02	
	3000 K	26.6	1384	90		7-02051-02	
	4000 K	26.6	1440	90		7-02053-02	

IP20 BLACK incl. 0,5m 50/60Hz 220-240V A++

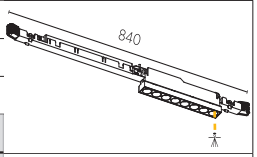

LENS ...21 21° ...38 38° LFO

ORDER EXAMPLE: **810-1162 - 21**



MAGIQ 8+8



DIMENSION MM	LED	WATT MAX.	LUMEN MAX.	CRI	ART.-NO STANDARD	ART.-NO DALI-DIM	TECHN. OPTIONS
1170x35 H: 72	2700 K	53.1	3053	90	7-01114-00	7-01115-02	
	3000 K	53.1	3308	90	7-01116-00	7-01117-02	
	4000 K	53.1	3434	90	7-01118-00	7-01119-02	

IP20 BLACK incl. 50/60Hz 220-240V A++

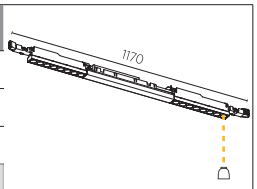

REFLECTOR 10 20 40

ORDER EXAMPLE: **7-01119-02 - 10**

MAGIQ 8+8 KORONA



DIMENSION MM	LED	WATT MAX.	LUMEN MAX.	CRI	ART.-NO STANDARD	ART.-NO DALI-DIM	1-29	TECHN. OPTIONS
1170x35 H: 72	2700 K	53.1	3053	90	7-01120-00	7-01121-02	◆	
	3000 K	53.1	3308	90	7-01122-00	7-01123-02	◆	
	4000 K	53.1	3434	90	7-01124-00	7-01125-02	◆	

IP20 BLACK incl. 50/60Hz 220-240V A++

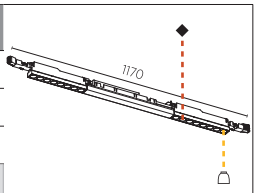

REFLECTOR 10 20 40

ORDER EXAMPLE: ◆ **7-01125-02 - 02 10**



MAGIQ 8+8 WITH MICRO-DOT



DIMENSION MM	LED	WATT	LUMEN MAX.	CRI	ART.-NO STANDARD	ART.-NO DALI-DIM	TECHN. OPTIONS
1170x35 H:72	2700 K	53.1	2560	90	7-02054-00	7-02055-02	
	3000 K	53.1	2768	90	7-02056-00	7-02057-02	
	4000 K	53.1	2880	90	7-02058-00	7-02059-02	

IP20 BLACK incl. 0,5m 50/60Hz 220-240V A++

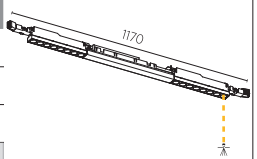

LENS ...21 21° ...38 38° LFO

ORDER EXAMPLE: **810-1210 - 21**

Hinweise zu technischen Angaben auf Seite 893 | *Technical data are subject to our data policy on page 893*

MAGIQ HOLLOW WALLWASH



DIMENSION MM	LED	WATT MAX.	LUMEN MAX.	CRI	ART.-NO STANDARD	ART.-NO DALI-DIM		TECHN. OPTIONS	
545x35 H: 75	2700 K	19.0	1113	90	7-01126-00				
	3000 K	19.0	1177	90	7-01128-00				
	4000 K	19.0	1346	90	7-01130-00				
IP20 BLACK					incl.		50/60Hz	220-240V	A++

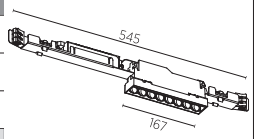



DIMENSION MM	LED	WATT MAX.	LUMEN MAX.	CRI	ART.-NO STANDARD	ART.-NO DALI-DIM		TECHN. OPTIONS	
660x35 H: 75	2700 K	19.0	1113	90		7-01127-02			
	3000 K	19.0	1177	90		7-01129-02			
	4000 K	19.0	1346	90		7-01131-02			
IP20 BLACK					incl.		50/60Hz	220-240V	A++

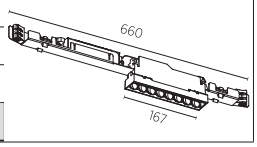

MAGIQ HOLLOW WALLWASH KORONA



DIMENSION MM	LED	WATT MAX.	LUMEN MAX.	CRI	ART.-NO STANDARD	ART.-NO DALI-DIM	1-29	TECHN. OPTIONS	
545x35 H: 75	2700 K	19.0	1113	90	7-01132-00		◆		
	3000 K	19.0	1177	90	7-01134-00		◆		
	4000 K	19.0	1346	90	7-01136-00		◆		
IP20 BLACK					incl.			50/60Hz 220-240V	A++

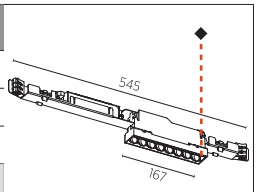



DIMENSION MM	LED	WATT MAX.	LUMEN MAX.	CRI	ART.-NO STANDARD	ART.-NO DALI-DIM	1-29	TECHN. OPTIONS	
660x35 H: 75	2700 K	19.0	1113	90		7-01133-02	◆		
	3000 K	19.0	1177	90		7-01135-02	◆		
	4000 K	19.0	1346	90		7-01137-02	◆		
IP20 BLACK					incl.			50/60Hz 220-240V	A++

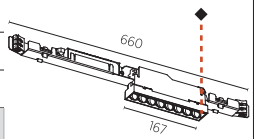

ORDER EXAMPLE: ◆
7-01133-02 - 02
black

MAGIQ WALLWASH



DIMENSION MM	LED	WATT MAX.	LUMEN MAX.	CRI	ART.-NO STANDARD	ART.-NO DALI-DIM		TECHN. OPTIONS	
760x35 H: 85	2700 K	31.4	2303	90	7-01090-00	7-01091-02			
	3000 K	31.4	2522	90	7-01092-00	7-01093-02			
	4000 K	31.4	2651	90	7-01094-00	7-01095-02			
IP20 BLACK					incl.		50/60Hz	220-240V	A++

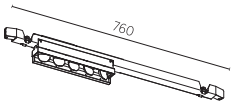



DIMENSION MM	LED	WATT MAX.	LUMEN MAX.	CRI	ART.-NO STANDARD	ART.-NO DALI-DIM		TECHN. OPTIONS	
760x35 H: 85	2700 K	31.4	2303	90	7-01096-00	7-01097-02			
	3000 K	31.4	2522	90	7-01098-00	7-01099-02			
	4000 K	31.4	2651	90	7-01100-00	7-01101-02			
IP20 WHITE					incl.		50/60Hz	220-240V	A++

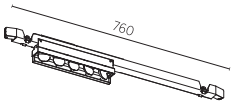

RICO



DIMENSION MM	LED	WATT MAX.	LUMEN MAX.	CRI	ART.-NO STANDARD	ART.-NO DALI-DIM		TECHN. OPTIONS	
705x29 H: 50	2700 K	16.5	1762	80	7-01138-00	7-01139-02			
	3000 K	16.5	1879	80	7-01140-00	7-01141-02			
	4000 K	16.5	1958	80	7-01142-00	7-01143-02			
IP20					incl.		50/60Hz	220-240V	A++

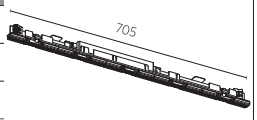



DIMENSION MM	LED	WATT MAX.	LUMEN MAX.	CRI	ART.-NO STANDARD	ART.-NO DALI-DIM		TECHN. OPTIONS	
1128x29 H: 50	2700 K	26.4	2819	80	7-01048-00	7-01049-02			
	3000 K	26.4	3007	80	7-01050-00	7-01051-02			
	4000 K	26.4	3132	80	7-01052-00	7-01053-02			
IP20					incl.		50/60Hz	220-240V	A++

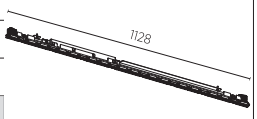



DIMENSION MM	LED	WATT MAX.	LUMEN MAX.	CRI	ART.-NO STANDARD	ART.-NO DALI-DIM		TECHN. OPTIONS	
1408x29 H: 50	2700 K	33.0	3524	80	7-01144-00	7-01145-02			
	3000 K	33.0	3758	80	7-01146-00	7-01147-02			
	4000 K	33.0	3915	80	7-01148-00	7-01149-02			
IP20					incl.		50/60Hz	220-240V	A++

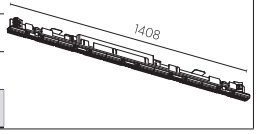

DE | Linearer Einsatz mit integriertem Light Cut Off zur Nutzung mit RICO Cover
EN | Linear insert with integrated light cut off for use with RICO cover



INSPIRATION | SIMONE EISATH

HADI-M

IP20 incl. 50/60Hz 220-240V A++



DIMENSION MM		WATT MAX.	LUMEN MAX.	CRI	ART.-NO STANDARD	ART.-NO DALI-DIM	1-29	1-29	TECHN. OPTIONS
1242 x 240		38	4660	90	810-0800	810-0802	◆	▲	CCT
1242 x 240		77	6010	90	810-0820	810-0822	◆	▲	CCT

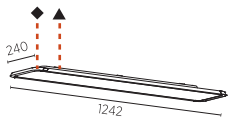

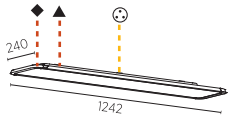

CCT 30 40 (3000 K 4000 K)

ORDER EXAMPLE: ◆ ▲ CCT
810-0822 - 03 03 40
(◆ white, ▲ white, 4000)

HADI-M SENSOR

IP20 incl. 50/60Hz 220-240V A++



DIMENSION MM		WATT MAX.	LUMEN MAX.	CRI	ART.-NO SENSOR RC	ART.-NO SENSOR CS	1-29	1-29	1-29	TECHN. OPTIONS
1242 x 240		38	4660	90	810-0810		◆	▲	●	CCT
1242 x 240		38	4660	90		810-0812	◆	▲	●	CCT
1242 x 240		77	6010	90	810-0830		◆	▲	●	CCT
1242 x 240		77	6010	90		810-0832	◆	▲	●	CCT

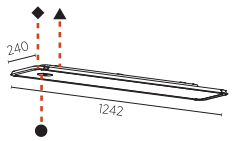

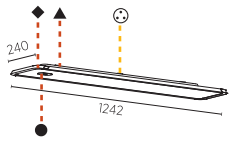

CCT 30 40 (3000 K 4000 K)

ORDER EXAMPLE: ◆ ▲ ● CCT
810-0812 - 03 03 02 30
(◆ white, ▲ white, ● black, 3000)

HADI-Q

IP20 incl. 50/60Hz 220-240V A++



DIMENSION MM		WATT MAX.	LUMEN MAX.	CRI	ART.-NO STANDARD	ART.-NO DALI-DIM	1-29	1-29	TECHN. OPTIONS
1403 x 240		38	4660	90	810-0840	810-0842	◆	▲	CCT
1403 x 240		77	6010	90	810-0860	810-0862	◆	▲	CCT

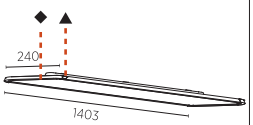

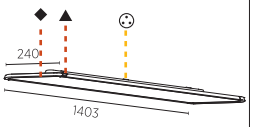

CCT 30 40 (3000 K 4000 K)

ORDER EXAMPLE: ◆ ▲ CCT
810-0862 - 03 03 40
(◆ white, ▲ white, 4000)

HADI-Q SENSOR

IP20 incl. 50/60Hz 220-240V A++



DIMENSION MM		WATT MAX.	LUMEN MAX.	CRI	ART.-NO SENSOR RC	ART.-NO SENSOR CS	1-29	1-29	1-29	TECHN. OPTIONS
1403 x 240		38	4660	90	810-0850		◆	▲	●	CCT
1403 x 240		38	4660	90		810-0852	◆	▲	●	CCT
1403 x 240		77	6010	90	810-0870		◆	▲	●	CCT
1403 x 240		77	6010	90		810-0872	◆	▲	●	CCT

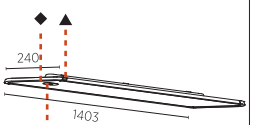

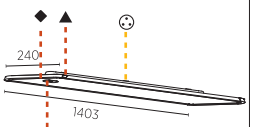

CCT 30 40 (3000 K 4000 K)

ORDER EXAMPLE: ◆ ▲ ● CCT
810-0872 - 03 03 02 30
(◆ white, ▲ white, ● black, 3000)

HADI-M

IP20 incl. 2000 6000 50/60Hz 220-240V A++



DIMENSION MM		WATT MAX.	LUMEN MAX.	CRI	ART.-NO STANDARD	ART.-NO DALI-DIM	1-29	1-29	TECHN. OPTIONS
1242 x 240		38	4660	90	810-0880	810-0882	◆	▲	CCT ↓ ⊤
1242 x 240		77	6010	90	810-0900	810-0902	◆	▲	CCT ↓ ⊤
1242 x 240		69	7680	90	810-0920	810-0922	◆	▲	CCT ↓ ⊤ CCTi
1242 x 240		69	7550	90		810-0942	◆	▲	CCT ↓ ⊤

TUNABLE WHITE

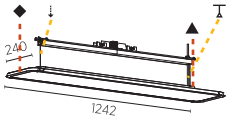

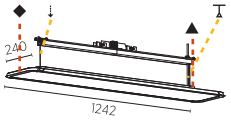

CCT 30 40 — 3000 K 4000 K

SUSPENSION 01 02 — 2000 mm 6000 mm

FEED CABLE 01 02 03 04 05 6000 2000 — 06 07 08 09 10

CCTi 30 40 — 3000 K 4000 K

◆ ▲ CCT ↓ ⊤ CCTi
810 -0920 03 03 30 01 04 40
white white 3000 2000 red 2000 4000

HADI-M SENSOR

IP20 incl. 2000 6000 50/60Hz 220-240V A++



DIMENSION MM		WATT MAX.	LUMEN MAX.	CRI	ART.-NO SENSOR RC	ART.-NO SENSOR CS	1-29	1-29	1-29	TECHN. OPTIONS
1242 x 240		38	4660	90	810-0890		◆	▲	●	CCT ↓ ⊤
1242 x 240		38	4660	90		810-0892	◆	▲	●	CCT ↓ ⊤
1242 x 240		77	6010	90	810-0910		◆	▲	●	CCT ↓ ⊤
1242 x 240		77	6010	90		810-0912	◆	▲	●	CCT ↓ ⊤
1242 x 240		69	7680	90	810-0930		◆	▲	●	CCT ↓ ⊤ CCTi
1242 x 240		69	7680	90		810-0932	◆	▲	●	CCT ↓ ⊤ CCTi
1242 x 240		69	7550	90		810-0952	◆	▲	●	CCT ↓ ⊤

TUNABLE WHITE

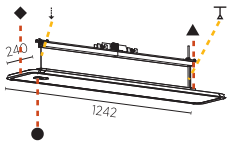

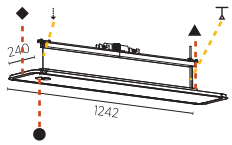

CCT 30 40 — 3000 K 4000 K

SUSPENSION 01 02 — 2000 mm 6000 mm

FEED CABLE 01 02 03 04 05 6000 2000 — 06 07 08 09 10

CCTi 30 40 — 3000 K 4000 K

◆ ▲ ● CCT ↓ ⊤
810-0912 03 03 03 40 02 06
white white white 4000 6000 6000 red

Hinweise zu technischen Angaben auf Seite 893 | *Technical data are subject to our data policy on page 893*

HADI-Q

IP20 incl. 2000 6000 50/60Hz 220-240V A++



DIMENSION MM		WATT MAX.	LUMEN MAX.	CRI	ART.-NO STANDARD	ART.-NO DALI-DIM	1-29	1-29	TECHN. OPTIONS
1403 x 240		38	4660	90	810-0960	810-0962	◆	▲	CCT
1403 x 240		77	6010	90	810-0980	810-0982	◆	▲	CCT



DIMENSION MM		WATT MAX.	LUMEN MAX.	CRI	ART.-NO STANDARD	ART.-NO DALI-DIM	1-29	1-29	TECHN. OPTIONS
1403 x 240		69	7680	90	810-1000	810-1002	◆	▲	CCT CCTi
1403 x 240		69	7550	90		810-1022	◆	▲	CCT

TUNABLE WHITE

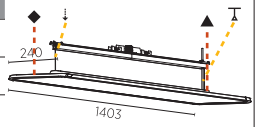

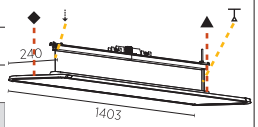

CCT 30 3000 K 40 4000 K

SUSPENSION 01 2000 mm 02 6000 mm

FEED CABLE 01 white 02 07 08 09 10 6000 2000

CCTi 30 3000 K 40 4000 K

◆	▲	CCT		CCTi
810-1000	03 white	03 white	30 3000	01 2000	04 2000 red	40 4000

HADI-Q SENSOR

IP20 incl. 2000 6000 50/60Hz 220-240V A++



DIMENSION MM		WATT MAX.	LUMEN MAX.	CRI	ART.-NO SENSOR RC	ART.-NO SENSOR CS	1-29	1-29	1-29	TECHN. OPTIONS
1403 x 240		38	4660	90	810-0970		◆	▲	●	CCT
1403 x 240		38	4660	90		810-0972	◆	▲	●	CCT
1403 x 240		77	6010	90	810-0990		◆	▲	●	CCT
1403 x 240		77	6010	90		810-0992	◆	▲	●	CCT



DIMENSION MM		WATT MAX.	LUMEN MAX.	CRI	ART.-NO SENSOR RC	ART.-NO SENSOR CS	1-29	1-29	1-29	TECHN. OPTIONS
1403 x 240		69	7680	90	810-1010		◆	▲	●	CCT CCTi
1403 x 240		69	7680	90		810-1012	◆	▲	●	CCT CCTi
1403 x 240		69	7550	90		810-1032	◆	▲	●	CCT

TUNABLE WHITE

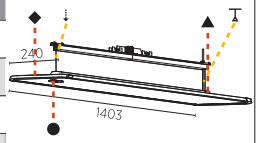

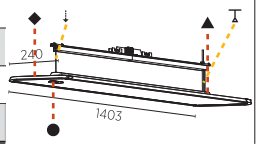

CCT 30 3000 K 40 4000 K

SUSPENSION 01 2000 mm 02 6000 mm

FEED CABLE 01 white 02 07 08 09 10 6000 2000

CCTi 30 3000 K 40 4000 K

◆	▲	●	CCT		
810-0970	03 white	03 white	03 white	40 4000	02 6000	06 6000 red

SUPER-G
STANDARD



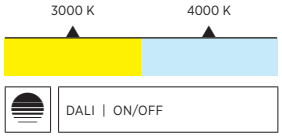

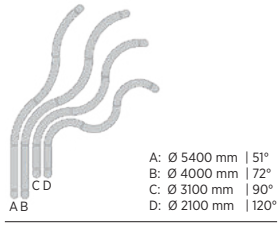

SUPER-G

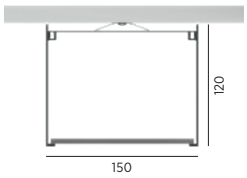

SUPER-G überträgt Bewegung in Lichtdesign. Das Anbau-LED-Profilsystem mit 150 mm Breite bietet Kurven und gerade Elemente, die nahtlos miteinander verbunden werden. Für kreative Lichtstrukturen steht auch ein 120°-Kreuzprofil zur Verfügung. Die Diffusoren für SUPER-G sind LED-optimiert und liefern absolut blendfreies und gleichmäßiges Licht – bis hinein in die Endkappen mit eigens integrierten LEDs.

SUPER-G translates motion into lighting design. The surface-mounted LED profile system with a width of 150 mm offers curves and straight elements that are seamlessly connected. A 120° cross profile is also available for creative light structures. The diffusers for SUPER-G are LED-optimized and provide absolutely glare-free and uniform light - right down to the end caps with specially integrated LEDs.

FREEDOM IN DESIGN



Die Kombination von unterschiedlichen Bögen, Linearelementen und Verbindungen mit 3 Anschlüssen, bietet eine große gestalterische Bandbreite auch bei komplexen Grundrissen.

The combination of different bends, linear elements and combinations with 3 connections offers a large design spectrum even with complex floor plans.

UNIQUE LIGHTING CONCEPTS

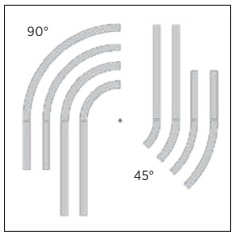

Neben den Standardradien können Teilstücke mit individuellen Bögen ab 350 mm Radius gefertigt werden.

In addition to the standard radii, sections can be manufactured with individual bends starting from 350 mm radius.

3x 120° CONNECTION



Zusätzlich zu den geraden und gebogenen Teilstücken bietet ein 3 x 120°-Knotenpunkt unendliche Möglichkeiten zur Umsetzung individueller Designkonzepte.

In addition to the straight and curved sections, a 3 x 120 ° node offers endless possibilities for implementing individual design concepts.

SUPER-G IDENTITY

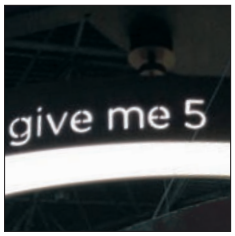

Ob Texte, Symbole oder Brandings - auf Anfrage kann das SUPER-G Leuchtensystem über die gesamte Länge hinweg mit individuellen Ausfräsungen gefertigt werden.

Whether text, symbols or brandings - on request, the SUPER-G lighting system can be manufactured with individual cut-outs along its entire length.

EXAMPLE



STANDARD RADII
OTHER RADII ON REQUEST



ROUNDED END CAP WITH INTEGRATED LED



EASY LINEAR CONNECTION



01 02 03 04 05 07 08 09 12 13 15 16 17 18 19 20 21 22 23 24 25 26 27 28 29

RAL Classic or any other special color on request

KOMPONENTEN > COMPONENTS

DIMENSION MM	LED	WATT MAX.	LUMEN MAX.	CRI	ART.-NO STANDARD	ART.-NO DALI-DIM	1-29	TECHN. OPTIONS	
125x150 H: 120	3000 K	3.2	270	80	350-9001		◆		
	4000 K	3.2	290	80	350-9002		◆		
IP20								excl.	50/60Hz 220-240V A++
346x400 H: 120	3000 K	9.9	940	80	350-1280	350-1282	◆		
	4000 K	9.9	980	80	350-1290	350-1292	◆		
IP20								incl.	50/60Hz 220-240V A++
1150x150 H: 120	3000 K	20.2	1850	80	350-1210	350-1212	◆		
	4000 K	20.2	1950	80	350-1220	350-1222	◆		
IP20								incl.	50/60Hz 220-240V A++
1750x150 H: 120	3000 K	30.4	2770	80	350-1260	350-1262	◆		
	4000 K	30.4	2920	80	350-1270	350-1272	◆		
IP20								incl.	50/60Hz 220-240V A++

SUPER-G 2100/120°

DIMENSION MM	LED	WATT MAX.	LUMEN MAX.	CRI	ART.-NO STANDARD	ART.-NO DALI-DIM	1-29	TECHN. OPTIONS	
1818x150 H: 120	3000 K	35.4	3230	80	350-1010	350-1012	◆		
	4000 K	35.4	3410	80	350-1020	350-1022	◆		
IP20								incl.	50/60Hz 220-240V A++

SUPER-G 3100/90°

DIMENSION MM	LED	WATT MAX.	LUMEN MAX.	CRI	ART.-NO STANDARD	ART.-NO DALI-DIM	1-29	TECHN. OPTIONS	
2192x150 H: 120	3000 K	40.5	3690	80	350-1060	350-1062	◆		
	4000 K	40.5	3900	80	350-1070	350-1072	◆		
IP20								incl.	50/60Hz 220-240V A++

SUPER-G 4000/72°

DIMENSION MM	LED	WATT MAX.	LUMEN MAX.	CRI	ART.-NO STANDARD	ART.-NO DALI-DIM	1-29	TECHN. OPTIONS	
2351x150 H: 120	3000 K	40.5	3690	80	350-1110	350-1112	◆		
	4000 K	40.5	3900	80	350-1120	350-1122	◆		
IP20								incl.	50/60Hz 220-240V A++

SUPER-G 5400/51°

DIMENSION MM	LED	WATT MAX.	LUMEN MAX.	CRI	ART.-NO STANDARD	ART.-NO DALI-DIM	1-29	TECHN. OPTIONS	
2343x150 H: 120	3000 K	40.5	3690	80	350-1160	350-1162	◆		
	4000 K	40.5	3900	80	350-1170	350-1172	◆		
IP20								incl.	50/60Hz 220-240V A++

Hinweise zu technischen Angaben auf Seite 893 | *Technical data are subject to our data policy on page 893*



WOMEN LOUNGE, GERMANY | PHOTO: THIES RÄTZKE PHOTOGRAPHY

SUPER-G
SLIM



HOTEL DAS MEI, AUSTRIA | PHOTO: ARMIN KUPRIAN | LIGHT PLANNING: PROLICHT





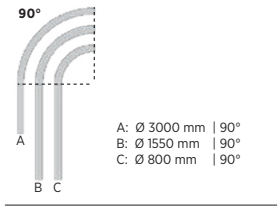

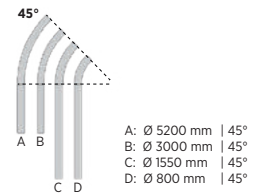

SUPER-G SLIM

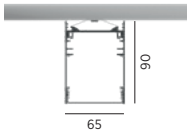

Elegante, schmale Lichtlinien im Raum. Diese zeichnen SUPER-G SLIM mit einer Breite von nur 65 mm aus. Das Anbau-LED-Profilsystem bietet eine umfassende Bandbreite an Kurven und geraden Elementen, die sich nahtlos miteinander verbinden lassen. Es stehen ein LED-optimierter Opal-Diffusor für gleichmäßiges Licht oder ein Mikroprisma Diffusor zur Verfügung, der blendfreies Licht liefert.

Elegant, narrow lines of light in the room. These are drawn by SUPER-G SLIM with a width of only 65 mm. The surface-mounted LED profile system offers a wide range of curves and straight elements that can be connected seamlessly. You can choose between an LED-optimized opal diffuser for even light or a micro-prism diffuser that delivers glare-free light.

FREEDOM IN DESIGN



Die Bandbreite an geraden und unterschiedlich gebogenen Teilstücken gestattet einen besonders hohen Freiraum bei der Gestaltung von einzigartigen Beleuchtungskonzepten.

The range of straight and differently curved sections gives a particularly high degree of freedom in the design of unique lighting concepts.

LED OPTIMIZED CONSTRUCTION



In Kombination mit einer weißen Grundplatte bildet der weiße interne Reflektor eine perfekte Mischkammer. Diese schafft ein homogenes Lichtbild ohne einzeln sichtbare LED-Punkte.

In combination with a white base plate, the white internal reflector creates a perfect mixing chamber. This creates a homogeneous light pattern without individually visible LED dots.

EXAMPLE



CLIPPABLE DIFFUSER



UNIQUE LOCKING SYSTEM FOR THE INSERTS



SPECIAL POSITIONING SYSTEM TO CONNECT



LINEAR CONNECTION NO LIGHT LEAKAGE



01 02 03 04 05 07 08 09 12 13 15 16 17 18 19 20 21 22 23 24 25 26 27 28 29

RAL Classic or any other special color on request



SHINSEGAE DUTY FREE, SOUTH KOREA | PHOTO: KIM TAE-HWAN



SUPER-G SLIM

KOMPONENTEN > COMPONENTS		DIMENSION MM	DIMENSION MM²	ART.-NO STANDARD	1-29	TECHN. OPTIONS		
	SUPER-G ENDTEIL *SUPER-G END CAP*	6x65 H: 90		81039	◆			
								ORDER EXAMPLE: ◆ **81039 - 02** black

SUPER-G SLIM

	DIMENSION MM	LED	WATT MAX.	LUMEN MAX.	CRI	ART.-NO STANDARD	ART.-NO DALI-DIM	1-29	TECHN. OPTIONS	
	860x65 H: 90	3000 K	19.8	2210	80	350-1670	350-1672	◆	Ⓓ	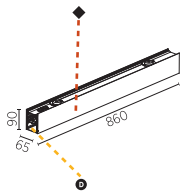
		4000 K	19.8	2300	80	350-1680	350-1682	◆	Ⓓ	
	IP20						incl.		50/60Hz 220-240V	
	1140x65 H: 90	3000 K	26.4	2940	80	350-1300	350-1302	◆	Ⓓ	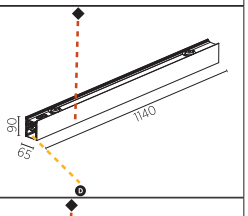
		4000 K	26.4	3060	80	350-1310	350-1312	◆	Ⓓ	
	IP20						incl.		50/60Hz 220-240V	
	1420x65 H: 90	3000 K	33.0	3680	80	350-1760	350-1762	◆	Ⓓ	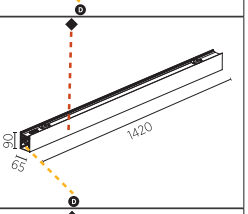
		4000 K	33.0	3830	80	350-1770	350-1772	◆	Ⓓ	
	IP20						incl.		50/60Hz 220-240V	
	1720x65 H: 90	3000 K	39.6	4410	80	350-1820	350-1822	◆	Ⓓ	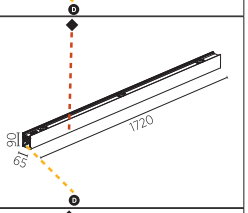
		4000 K	39.6	4600	80	350-1830	350-1832	◆	Ⓓ	
	IP20						incl.		50/60Hz 220-240V	
	2000x65 H: 90	3000 K	46.2	5150	80	350-1320	350-1322	◆	Ⓓ	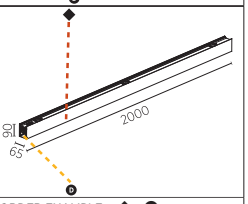
		4000 K	46.2	5360	80	350-1330	350-1332	◆	Ⓓ	
	IP20						incl.		50/60Hz 220-240V	
								...01 OPAL	...02 MICRO-PRISM	Ⓓ DIFFUSER
										ORDER EXAMPLE: ◆ Ⓓ **350-1312 - 02 01** black opal

SUPER-G SLIM 800/45°

	DIMENSION MM	LED	WATT MAX.	LUMEN MAX.	CRI	ART.-NO STANDARD	ART.-NO DALI-DIM	1-29	TECHN. OPTIONS	
	307x93 H: 90	3000 K	6.6	740	80	350-1340	350-1342	◆	Ⓓ	
		4000 K	6.6	770	80	350-1350	350-1352	◆	Ⓓ	
	IP20						incl.		50/60Hz 220-240V	
								...01 OPAL	...02 MICRO-PRISM	Ⓓ DIFFUSER
										ORDER EXAMPLE: ◆ Ⓓ **350-1352 - 02 01** black opal

Hinweise zu technischen Angaben auf Seite 893 | *Technical data are subject to our data policy on page 893*

SUPER-G SLIM 800/90°



DIMENSION MM	LED	WATT MAX.	LUMEN MAX.	CRI	ART.-NO STANDARD	ART.-NO DALI-DIM	1-29	TECHN. OPTIONS
566x164 H: 90	3000 K	13.2	1470	80	350-1360	350-1362	◆	D
	4000 K	13.2	1530	80	350-1370	350-1372	◆	D

IP20 | incl. | 50/60Hz 220-240V | A++

...01	...02	D
OPAL	MICRO-PRISM	DIFFUSER

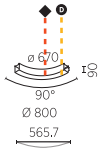

ORDER EXAMPLE: ◆ D
350-1372 - 02 01
black opal

SUPER-G SLIM 1550/45°



DIMENSION MM	LED	WATT MAX.	LUMEN MAX.	CRI	ART.-NO STANDARD	ART.-NO DALI-DIM	1-29	TECHN. OPTIONS
594x119 H: 90	3000 K	13.2	1470	80	350-1380	350-1382	◆	D
	4000 K	13.2	1530	80	350-1390	350-1392	◆	D

IP20 | incl. | 50/60Hz 220-240V | A++

...01	...02	D
OPAL	MICRO-PRISM	DIFFUSER

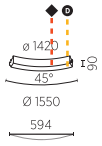

ORDER EXAMPLE: ◆ D
350-1392 - 02 01
black opal

SUPER-G SLIM 1550/90°



DIMENSION MM	LED	WATT MAX.	LUMEN MAX.	CRI	ART.-NO STANDARD	ART.-NO DALI-DIM	1-29	TECHN. OPTIONS
1096x273 H: 90	3000 K	26.4	2940	80	350-1400	350-1402	◆	D
	4000 K	26.4	3060	80	350-1410	350-1412	◆	D

IP20 | incl. | 50/60Hz 220-240V | A++

...01	...02	D
OPAL	MICRO-PRISM	DIFFUSER

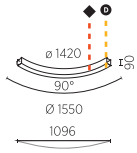

ORDER EXAMPLE: ◆ D
350-1412 - 02 01
black opal

SUPER-G SLIM 3000/45°

DIMENSION MM	LED	WATT MAX.	LUMEN MAX.	CRI	ART.-NO STANDARD	ART.-NO DALI-DIM	1-29	TECHN. OPTIONS
1149x175 H: 90	3000 K	26.4	2940	80	350-1420	350-1422	◆	D
	4000 K	26.4	3060	80	350-1430	350-1432	◆	D

IP20 | incl. | 50/60Hz 220-240V | A++

...01	...02	D
OPAL	MICRO-PRISM	DIFFUSER

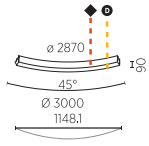

ORDER EXAMPLE: ◆ D
350-1432 - 02 01
black opal

SUPER-G SLIM 3000/90°

DIMENSION MM	LED	WATT MAX.	LUMEN MAX.	CRI	ART.-NO STANDARD	ART.-NO DALI-DIM	1-29	TECHN. OPTIONS
2122x486 H: 90	3000 K	52.8	5880	80	350-1440	350-1442	◆	D
	4000 K	52.8	6130	80	350-1450	350-1452	◆	D

IP20 | incl. | 50/60Hz 220-240V | A++

...01	...02	D
OPAL	MICRO-PRISM	DIFFUSER

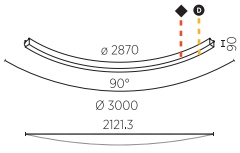

ORDER EXAMPLE: ◆ D
350-1452 - 02 01
black opal

SUPER-G SLIM 5200/45°

DIMENSION MM	LED	WATT MAX.	LUMEN MAX.	CRI	ART.-NO STANDARD	ART.-NO DALI-DIM	1-29	TECHN. OPTIONS
1990x258 H: 90	3000 K	46.2	5150	80	350-1460	350-1462	◆	D
	4000 K	46.2	5360	80	350-1470	350-1472	◆	D

IP20 | incl. | 50/60Hz 220-240V | A++

...01	...02	D
OPAL	MICRO-PRISM	DIFFUSER

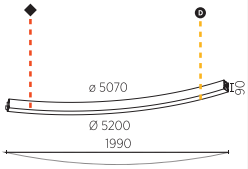

ORDER EXAMPLE: ◆ D
350-1472 - 02 01
black opal

G-50 CHANNEL
FOR GRAVITY LIFT



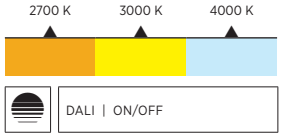

Mit dem Anbau-Profilsystem G-50 lassen sich einmalige kinetische Skulpturen realisieren. In das schmale 48-V-System können die kugelförmigen SNOOKER oder die zylindrische HANGOVER mit dem innovativen GRAVITY LIFT werkzeugfrei eingeklinkt werden. Die Leuchten können je nach Wunsch in Höhe und Position angepasst werden. Die Magie des Liftsystems liegt in der stufenlosen Verstellbarkeit mit einem hörbaren Einrastklick alle 10 cm.

With the surface-mounted profile system G-50, unique kinetic sculptures can be realized. The spherical SNOOKER or the cylindrical HANGOVER with the innovative GRAVITY LIFT can be clipped into the narrow 48 V system without tools. The height and position of the lights can be adjusted as required. The magic of the lift system is the infinitely variable adjustability with an audible click every 10 cm.

G-50 CHANNEL

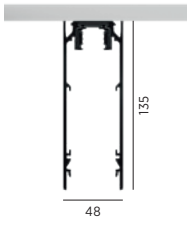

SERVING WITH GRAVITY LIFT



SERVING mit GRAVITY LIFT lenkt das Licht mit einer integrierten Kabelverlängerung von bis zu 5 m auf die gewünschte Stelle.

SERVING with GRAVITY LIFT directs the light where you need it with an integrated wire extension of up to 5 m.

MODELING WITH GRAVITY LIFT



MODELING mit GRAVITY LIFT schafft grenzenlose Freiheit beim Entwickeln Ihrer individuellen Anordnungen und kann jederzeit geändert werden.

MODELING with GRAVITY LIFT gives you the unlimited freedom to design your own focal arrangement and change it at any time.

DOCKING SYSTEM / SHINE EFFECT



Ein ausgeklügeltes Docking-System garantiert den schnellen Austausch und die rasche Verriegelung der verschiedenen SNOOKER-Module. Der leuchtende SHINE Ring ist in 6 Farben verfügbar.

An ingenious docking system guarantees rapid changing and locking of the different SNOOKER modules. The glowing SHINE ring is available in 6 colors.

DUAL FOCUS TECHNOLOGY

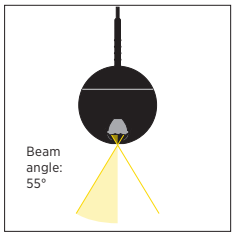

Die Kugel der SNOOKER-Leuchte ist mit der neuesten DUAL FOCUS-Linsentechnologie von Bartenbach ausgestattet.

The SNOOKER sphere is fitted with the latest DUAL FOCUS lens technology from Bartenbach.

EXAMPLE



DALI POWERLINE COMMUNICATION DRIVER



MECHANICAL AND ELECTRICAL CONNECTION 48V



TOOL-FREE MOUNTING 48 V

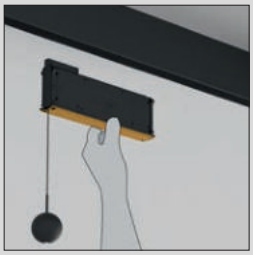

HEIGHT ADJUSTMENT



01 02 03 04 05 07 08 09 12 13 15 16 17 18 19 20 21 22 23 24 25 26 27 28 29

RAL Classic or any other special color on request





INSPIRATION | BIEFFE

G-50 CHANNEL FOR GRAVITY LIFT

KOMPONENTEN > COMPONENTS		DIMENSION MM		ART.-NO STANDARD	ART.-NO DALI-DIM	1-29	TECHN. OPTIONS		
	G-50 STROMSCHIENE ANBAU FÜR GRAVITY LIFT *G-50 TRACK SURFACE FOR GRAVITY LIFT*	W: 48 H: 135	per meter	350-0032		◆			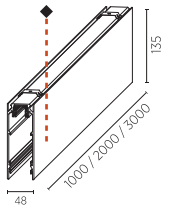
		1000x48 H: 135			350-0010	◆			
		2000x48 H: 135			350-0011	◆			
		3000x48 H: 135			350-0012	◆			
	STIRNTEIL G-50 STROM-SCHIENE FÜR GRAVITY LIFT *ENDPLATE G-50 TRACK FOR GRAVITY LIFT*	13x48 H: 135	1 pair	810-0318		◆			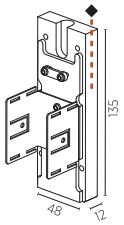
	VERBINDER KOMPONENTEN ELEKTR. + MECH. *CONNECTOR DEVICE ELECTR. + MECH.*	180x16 H: 52	per unit	810-0317					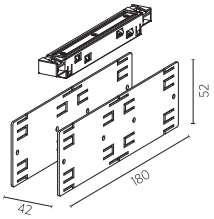
	VERSORGUNGSEINHEIT 150W SCHIENE 48V *SUPPLY UNIT 150W TRACK 48V*	336x42 H: 120		810-0320		◆			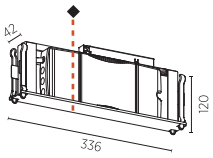
	VERSORGUNGSEINHEIT 150W DALI SCHIENE 48V *SUPPLY UNIT 150W DALI TRACK 48V*	336x42 H: 120			810-0322	◆			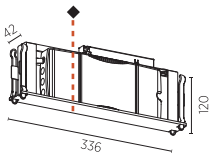
	GRAVITY LIFT 48V 500MA FÜR G-50 *GRAVITY LIFT 48V 500MA FOR G-50*	350x42 H: 120		810-0280		◆			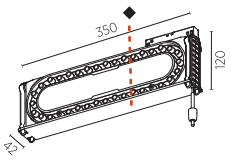
	GRAVITY LIFT DALI 48V 500MA FÜR G-50 *GRAVITY LIFT DALI 48V 500MA FOR G-50*	350x42 H: 120			810-0282	◆			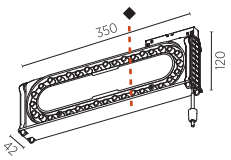
	GRAVITY LIFT MECHANISCH FÜR G-50 *GRAVITY LIFT MECHANICAL FOR G-50*	350x42 H: 105		810-0300		◆			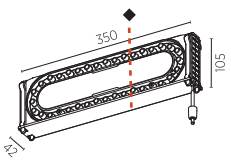

Hinweise zu technischen Angaben auf Seite 893 | *Technical data are subject to our data policy on page 893*

CENTRIQ



DIMENSION MM	LED	WATT MAX.	LUMEN MAX.	CRI	ART.-NO STANDARD	ART.-NO DALI-DIM	1-29	1-29	TECHN. OPTIONS
Ø 30 H: 186	2700 K	4.4	260	90	89770	89772	◆	▲	
	3000 K	4.4	270	90	89780	89782	◆	▲	
	4000 K	4.4	290	90	89790	89792	◆	▲	
IP20							incl.		48V DC CE A++
Ø 40 H: 200	2700 K	6.4	350	90	89710	89712	◆	▲	
	3000 K	6.4	380	90	89720	89722	◆	▲	
	4000 K	6.4	400	90	89730	89732	◆	▲	
IP20							incl.		48V DC CE A++
Ø 40 H: 200	2700 K	6.5	468	90	89800	89802	◆	▲	
	3000 K	6.5	490	90	89810	89812	◆	▲	
	4000 K	6.5	520	90	89820	89822	◆	▲	
IP20							incl.		48V DC CE A++
Ø 55 H: 224	2700 K	9.2	486	90	89740	89742	◆	▲	
	3000 K	9.2	524	90	89750	89752	◆	▲	
	4000 K	9.2	548	90	89760	89762	◆	▲	
IP20							incl.		48V DC CE A++
Ø 55 H: 224	2700 K	12	720	90	89830	89832	◆	▲	
	3000 K	12	760	90	89840	89842	◆	▲	
	4000 K	12	820	90	89850	89852	◆	▲	
IP20							incl.		48V DC CE A++

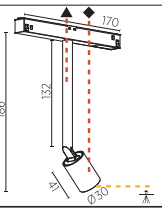

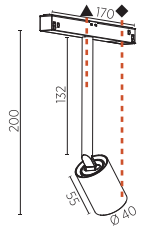

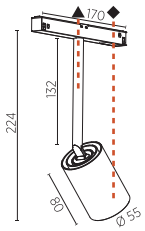

LENS 24 32 — 24° 32°

1 BEAM ANGLE 20 31 36 40 50 — 20° 31° 36° 40° 50°

2 BEAM ANGLE 15 17 25 33 35 46 — 15° 17° 25° 33° 35° 46°

ORDER EXAMPLE: ◆ ▲ 24
89792 - 02 03 24
black white 24°

SNOOKER BALL



DIMENSION MM	LED	WATT MAX.	LUMEN MAX.	CRI	ART.-NO STANDARD	1-29	TECHN. OPTIONS
Ø 72 H: 71	2700 K	6.4	270	90	810-0310	◆	
	3000 K	6.4	290	90	810-0311	◆	
	4000 K	6.4	310	90	810-0312	◆	
IP20						48V DC 500 mA excl. 0,5m	CE A++

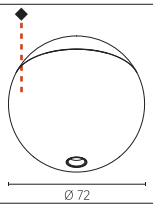

SNOOKER SHINE



DIMENSION MM	LED	WATT MAX.	LUMEN MAX.	CRI	ART.-NO STANDARD	1-29	TECHN. OPTIONS
Ø 72 H: 71	2700 K	6.4	270	90	810-0313	◆	⬭
	3000 K	6.4	290	90	810-0314	◆	⬭
	4000 K	6.4	310	90	810-0315	◆	⬭
IP20						48V DC 500 mA excl. 0,5m	CE A++

SHINERING ⬭ 01 02 03 04 05 06

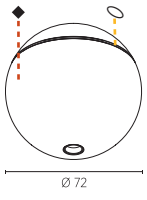

ORDER EXAMPLE: ◆ ⬭
810-0315 - 02 01
black iedo

SNOOKER DECOR



DIMENSION MM	LED	WATT	LUMEN	CRI	ART.-NO STANDARD	1-29	TECHN. OPTIONS
Ø72 H:71							
					810-0316	◆	
							CE A++

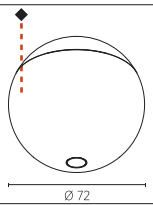

HANGOVER PLUG 30

IP20 | 48V DC excl. | 0,5m | CE | A++

DIMENSION MM	LED	WATT	LUMEN MAX.	CRI	ART.-NO STANDARD	1-29	1-29	TECHN. OPTIONS	
Ø28 H: 300	2700 K	7	328	90	810-0380	◆	▲		
	3000 K	7	363	90	810-0381	◆	▲		
	4000 K	7	386	90	810-0382	◆	▲		
Ø28 H: 450	2700 K	7	328	90	810-0387	◆	▲		
	3000 K	7	363	90	810-0388	◆	▲		
	4000 K	7	386	90	810-0389	◆	▲		

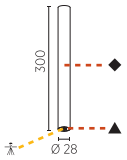

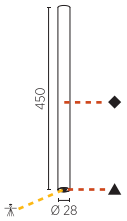

LENS: ...24 24° | ...32 32° | ...58 58° | STANDARD | ...34 34° | ...55 55° | LFO

ORDER EXAMPLE: ◆ ▲ | **810-0380 - 03 03 55** | white white 55° lfo

HANGOVER PLUG 30 SHINE

IP20 | excl. | 48V DC | CE | A++

DIMENSION MM	LED	WATT	LUMEN MAX.	CRI	ART.-NO STANDARD	1-29	1-29	TECHN. OPTIONS	
Ø28 H: 300	2700 K	7	328	90	810-0383	◆	▲		⬭
	3000 K	7	363	90	810-0384	◆	▲		⬭
	4000 K	7	386	90	810-0385	◆	▲		⬭
Ø28 H: 450	2700 K	7	328	90	810-0390	◆	▲		⬭
	3000 K	7	363	90	810-0391	◆	▲		⬭
	4000 K	7	386	90	810-0392	◆	▲		⬭

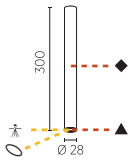

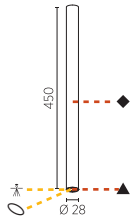

LENS: ...24 24° | ...32 32° | ...58 58° | STANDARD

SHINE RING: 01 | 02 | 03 | 04 | 05 | 06

ORDER EXAMPLE: ◆ ▲ ⬭ | **810-0383 - 03 03 24 02** | white white 24° yellow

HANGOVER PLUG 30 DECOR

CE | A++

DIMENSION MM	LED	WATT	LUMEN	CRI	ART.-NO STANDARD	1-29	1-29	TECHN. OPTIONS	
Ø28 H: 300					810-0386	◆	▲		
Ø28 H: 450					810-0393	◆	▲		

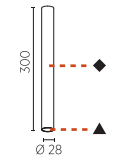

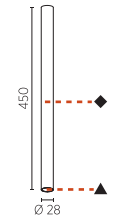

ORDER EXAMPLE: ◆ ▲ | **810-0386 - 03 03** | white white

Hinweise zu technischen Angaben auf Seite 893 | *Technical data are subject to our data policy on page 893*



PRIVATE RESIDENCE SEEFELD, AUSTRIA | PHOTO: ARMIN KUPRIAN

HANGOVER PLUG 40

CRI 90 **IP20** excl. 48V DC CE A++

	DIMENSION MM	WATT	LUMEN MAX.	ART.-Nº STANDARD	1-29	1-29	TECHNIC OPTIONS	
	Ø40 L:150	9	843	810-0560	◆	▲	**CCT**	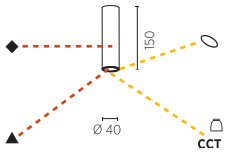
	Ø40 L:300	9	843	810-0570	◆	▲	**CCT**	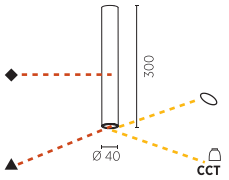

CCT 27 30 40 — 2700 K 3000 K 4000 K

REFLECTOR FWHM 40 50 — 40° 50°

SHINERING X 00 01 02 03 04 05 06

ORDER EXAMPLE: ◆ ▲ **CCT** **810-0570- 03 03 27 40 04**

white white dir.: 2700K 40° red

HANGOVER PLUG 40 - MICRO-DOT

CRI 90 **IP20** excl. 48V DC CE A++

	DIMENSION MM	WATT	LUMEN MAX.	ART.-Nº STANDARD	1-29	1-29	TECHNIC OPTIONS	
	Ø40 L:150	6	356	810-0580	◆	▲	**CCT**	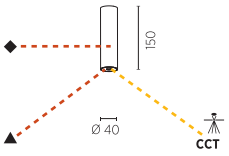
	Ø40 L:300	6	356	810-0590	◆	▲	**CCT**	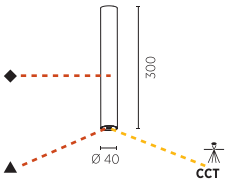

CCT 27 30 40 — 2700 K 3000 K 4000 K

LENS ...34 ...55 — 34° 55°

LFO

O. EXAMPLE: ◆ ▲ **CCT** **810-0590- 03 03 27 34**

white white dir.: 2700K 34°

Hinweise zu technischen Angaben auf Seite 893 | *Technical data are subject to our data policy on page 893*

HANGOVER PLUG 75

CRI 90 **IP20** excl. 48V DC CE A++

	DIMENSION MM	WATT	LUMEN MAX.	ART.-Nº STANDARD	1-29	1-29	TECHNIC OPTIONS	
	Ø75 L:150	6	432	810-0450	◆	▲	**CCT**	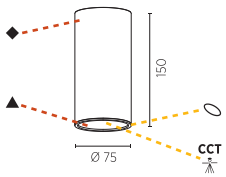
	Ø75 L:150	9.5	778	810-0460	◆	▲	**CCT** **CCTi**	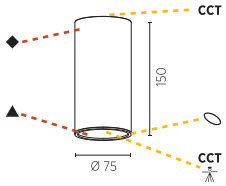

CCT 27 30 40
C. TEMP.: 2700K 3000K 4000K
CCTi 27 30 40

LENS ...09 ...24 ...39 STANDARD
9° 24° 39°

SHINERING X 00 01 02 03 04 05 06

O. EXAMPLE: ◆ ▲ **CCT** **CCTi**
810-0570- 03 03 27 24 04 40
white white dir.: 2700K 40° red ind.: 4000K

KANN-ZUBEHÖR › CAN-HAVE ACCESSORY

		DIMENSION MM	ART.-NO STANDARD	1-6			
	INDIREKT DIFFUSOR *INDIRECT DIFFUSER*	Ø71	800-1080Y	◆			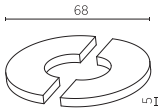
		Ø71	800-1080O	◆			
		Ø71	800-1080R	◆			
		Ø71	800-1080B	◆			
		Ø71	800-1080G	◆			

G-BOARD



PROLICHT OFFICE VIENNA, AUSTRIA | PHOTO: STUDIO KERSCHBAUM

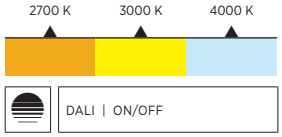

Kinetisch-grafische Lichtkompositionen. Die modularen Deckenelemente G-50 BOARD werden Aufputz montiert und können je bis zu vier SNOOKER oder HANGOVER Leuchten mit GRAVITY LIFT für eine flexible Höhenverstellung der Leuchten aufnehmen. Miteinander kombiniert, verwandeln die G-50 BOARDS jede Decke in ein grafisches Muster. Für Öffnungen, in die keine Leuchte montiert wird, sind Abdeckungen erhältlich.

Kinetically graphic light compositions. The modular ceiling elements G-50 BOARD are surface-mounted and can hold up to four SNOOKER or HANGOVER lights with GRAVITY LIFT for flexible height adjustment of the lights. Combined with each other, the G-50 BOARDS transform any ceiling into a graphic pattern. Covers are available for openings in which no luminaire is installed.

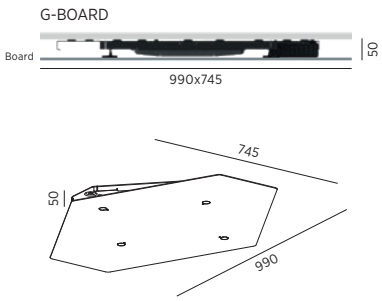

G-BOARD FOR GRAVITY LIFT

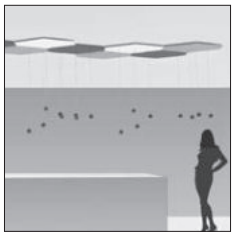

G-BOARD-Platten können mit oder ohne GRAVITY LIFTS (höchstens vier pro Board) werkzeuglos eingebaut werden, um die gewünschte Komposition zu erschaffen.

G-BOARD panels can be fitted tool-free, with or without GRAVITY LIFTS (max. 4 per board) creating the desired composition.

DOCKING SYSTEM / SHINE EFFECT



Ein ausgeklügeltes Docking-System garantiert den schnellen Austausch und die rasche Verriegelung der verschiedenen SNOOKER-Module. Der leuchtende SHINE Ring ist in 6 Farben verfügbar.

An ingenious docking system guarantees rapid changing and locking of the different SNOOKER modules. The glowing SHINE ring is available in 6 colors.

DUAL FOCUS TECHNOLOGY

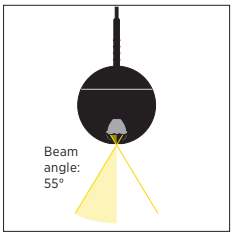

Die Kugel der SNOOKER-Leuchte ist mit der neuesten DUAL FOCUS-Linsentechnologie von Bartenbach ausgestattet.

The SNOOKER sphere is fitted with the latest DUAL FOCUS lens technology from Bartenbach.

GRAPHICAL COMPOSITION

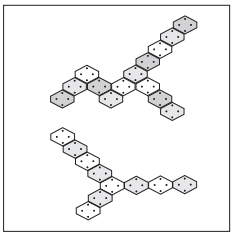

Kompositionen aus Modularplatten in Verbindung mit sanften und verspielten Farben verwandeln Ihre Decke in ein grafisches Kunstwerk.

Modular panel compositions, in combination with soft and cheerful colors, turn your ceiling into a piece of graphic art.

EXAMPLE



G-BOARD BASE PLATE



INTERCONNECTION SYSTEM



TOOL-FREE MOUNTING OF THE GRAVITY LIFTS



HEIGHT ADJUSTMENT



01 02 03 04 05 07 08 09 12 13 15 16 17 18 19 20 21 22 23 24 25 26 27 28 29

RAL Classic or any other special color on request





INSPIRATION | BIEFFE

G-BOARD FOR GRAVITY LIFT

KOMPONENTEN > COMPONENTS		DIMENSION MM	DIMENSION MM²	ART.-NO STANDARD	ART.-NO DALI-DIM	1-29	1-29	TECHN. OPTIONS		
	G-BOARD FÜR GRAVITY LIFT *G-BOARD* *FOR GRAVITY LIFT*	745x990 H: 50		350-0015		◆	▲			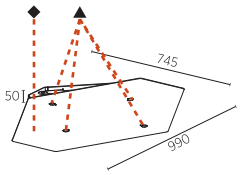
	MONTAGELEHRE AB 1 PAAR *MOUNTING GAUGE SURFACE MOUNT* *1 PAIR*	1280x25 H: 30		350-0019						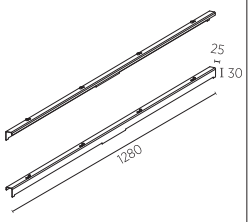
	VERSORGUNGSEINHEIT 48V 150W *POWER SUPPLY UNIT* *48V 150W*	235x100 H: 31			14-00527					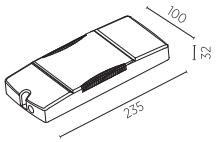
	VERSORGUNGSEINHEIT 48V 150W DIM *POWER SUPPLY UNIT* *48V 150W DIM*	235x100 H: 31		14-00528						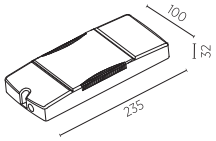
	GRAVITY LIFT 48V 500MA FÜR G-50 *GRAVITY LIFT 48V 500MA* *FOR G-50*	350x42 H: 105		810-0290						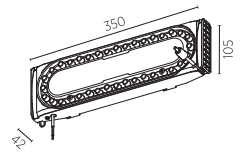
	GRAVITY LIFT DALI 48V 500MA FÜR G-50 *GRAVITY LIFT DALI 48V 500MA* *FOR G-50*	350x42 H: 105			810-0292					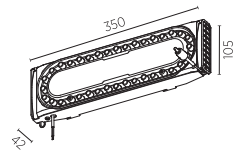
	GRAVITY LIFT MECHANISCH FÜR G-50 *GRAVITY LIFT MECHANICAL* *FOR G-50*	350x42 H: 105		810-0305						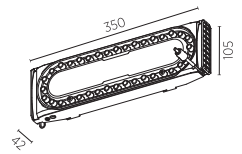

Hinweise zu technischen Angaben auf Seite 893 | *Technical data are subject to our data policy on page 893*

SNOOKER



DIMENSION MM	LED	WATT MAX.	LUMEN MAX.	CRI	ART.-NO STANDARD	1-29	TECHN. OPTIONS
Ø 72 H: 71	2700 K	6.4	270	90	810-0310	◆	
	3000 K	6.4	290	90	810-0311	◆	
	4000 K	6.4	310	90	810-0312	◆	
IP20						500 mA excl. 0,5m	

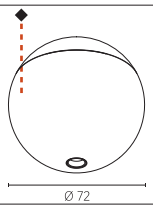

SNOOKER SHINE



DIMENSION MM	LED	WATT MAX.	LUMEN MAX.	CRI	ART.-NO STANDARD	1-29	TECHN. OPTIONS
Ø 72 H: 71	2700 K	6.4	270	90	810-0313	◆	⬭
	3000 K	6.4	290	90	810-0314	◆	⬭
	4000 K	6.4	310	90	810-0315	◆	⬭
IP20						500 mA excl. 0,5m	

SHINERING 01 02 03 04 05 06

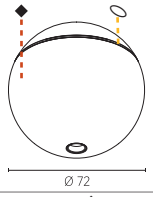

ORDER EXAMPLE: ◆ ⬭
810-0315 - 02 01
black opal

SNOOKER DECOR



DIMENSION MM	LED	WATT	LUMEN	CRI	ART.-NO STANDARD	1-29	TECHN. OPTIONS
Ø 72 H:71					810-0316	◆	

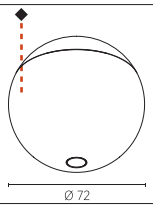





WMF HEADQUARTER, AUSTRIA | PHOTO: ARMIN KUPRIAN | ARCHITECT: DI MARTIN AUFSCHNAITER | LIGHT PLANNING: PROLICHT

HANGOVER PLUG 30

IP20 | 48V DC excl. | 0,5m | CE | A++

DIMENSION MM	LED	WATT	LUMEN MAX.	CRI	ART.-NO STANDARD	1-29	1-29	TECHN. OPTIONS	
Ø28 H: 300	2700 K	7	328	90	810-0380	◆	▲		
	3000 K	7	363	90	810-0381	◆	▲		
	4000 K	7	386	90	810-0382	◆	▲		
Ø28 H: 450	2700 K	7	328	90	810-0387	◆	▲		
	3000 K	7	363	90	810-0388	◆	▲		
	4000 K	7	386	90	810-0389	◆	▲		

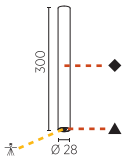

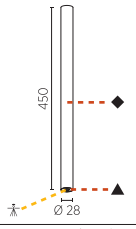

LENS: ...24 24° | ...32 32° | ...58 58° | STANDARD | ...34 34° | ...55 55° | LFO

ORDER EXAMPLE: ◆ ▲
810-0380 - 03 03 55
white white 55° lfo

HANGOVER PLUG 30 SHINE

IP20 | excl. | 48V DC | CE | A++

DIMENSION MM	LED	WATT	LUMEN MAX.	CRI	ART.-NO STANDARD	1-29	1-29	TECHN. OPTIONS	
Ø28 H: 300	2700 K	7	328	90	810-0383	◆	▲		⬭
	3000 K	7	363	90	810-0384	◆	▲		⬭
	4000 K	7	386	90	810-0385	◆	▲		⬭
Ø28 H: 450	2700 K	7	328	90	810-0390	◆	▲		⬭
	3000 K	7	363	90	810-0391	◆	▲		⬭
	4000 K	7	386	90	810-0392	◆	▲		⬭

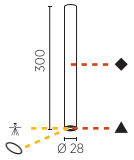

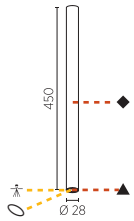

LENS: ...24 24° | ...32 32° | ...58 58° | STANDARD

SHINE RING: 01 | 02 | 03 | 04 | 05 | 06

ORDER EXAMPLE: ◆ ▲ ⬭
810-0383 - 03 03 24 02
white white 24° yellow

HANGOVER PLUG 30 DECOR

CE | A++

DIMENSION MM	LED	WATT	LUMEN	CRI	ART.-NO STANDARD	1-29	1-29	TECHN. OPTIONS	
Ø28 H: 300					810-0386	◆	▲		
Ø28 H: 450					810-0393	◆	▲		

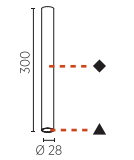

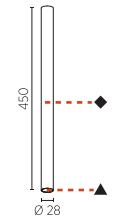

ORDER EXAMPLE: ◆ ▲
810-0386 - 03 03
white white

Hinweise zu technischen Angaben auf Seite 893 | *Technical data are subject to our data policy on page 893*

HANGOVER PLUG 40

CRI 90 **IP20** excl. 48V DC A++

DIMENSION MM	WATT	LUMEN MAX.	ART.-Nº STANDARD	1-29 ◆	1-29 ▲	TECHNIC OPTIONS
Ø40 L:150	9	843	810-0560	◆	▲	CCT
Ø40 L:300	9	843	810-0570	◆	▲	CCT

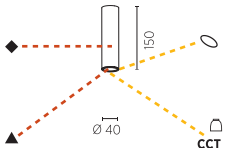

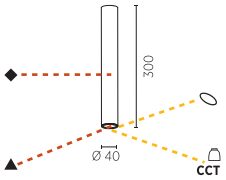

CCT: 27 (2700 K) 30 (3000 K) 40 (4000 K)

REFLECTOR: FWHM 40 (40°) 50 (50°)

SHINERING: X 00 01 02 03 04 05 06

ORDER EXAMPLE: ◆ ▲ CCT REFLECTOR SHINERING
810-0570- 03 03 27 40 04
dir.: 2700K white white 40° red

HANGOVER PLUG 40 - MICRO-DOT

CRI 90 **IP20** 0,5m excl. 48V DC A++

DIMENSION MM	WATT	LUMEN MAX.	ART.-Nº STANDARD	1-29 ◆	1-29 ▲	TECHNIC OPTIONS
Ø40 L:150	6	356	810-0580	◆	▲	CCT
Ø40 L:300	6	356	810-0590	◆	▲	CCT

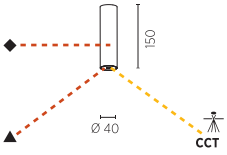

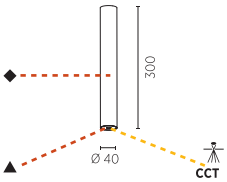

CCT: 27 (2700 K) 30 (3000 K) 40 (4000 K)

LENS: ...34 (34°) ...55 (55°) LFO

O. EXAMPLE: ◆ ▲ CCT LENS
810-0590- 03 03 27 34
dir.: 2700K white white 34°

HANGOVER PLUG 75

CRI 90 **IP20** excl. 48V DC

	DIMENSION MM	WATT	LUMEN MAX.	ART.-Nº STANDARD	1-29	1-29	TECHNIC OPTIONS
	Ø75 L:150	6	432	810-0450	◆	▲	CCT
	Ø75 L:150	9.5	778	810-0460	◆	▲	CCT CCTi

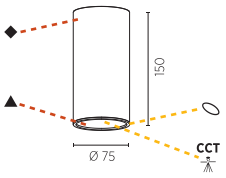

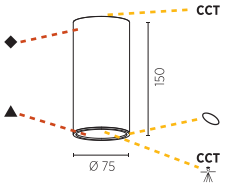

CCT 27 30 40
C. TEMP.: 2700K 3000K 4000K
CCTi 27 30 40

LENS ...09 ...24 ...39 STANDARD
9° 24° 39°

SHINERING X 00 01 02 03 04 05 06

O. EXAMPLE: ◆ ▲ CCT CCTi
810-0570- 03 03 27 24 04 40
white white dir.: 2700K 40° red incl. 4000K

KANN-ZUBEHÖR › CAN-HAVE ACCESSORY

DIMENSION MM	ART.-NO STANDARD	1-6
Ø71	800-1080Y	◆
Ø71	800-1080O	◆
Ø71	800-1080R	◆
Ø71	800-1080B	◆
Ø71	800-1080G	◆



INDIREKT DIFFUSOR
INDIRECT DIFFUSER

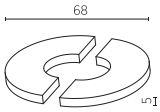

Hinweise zu technischen Angaben auf Seite 893 | *Technical data are subject to our data policy on page 893*

4.1

PENDEL
SUSPENDED

LEUCHTEN
LIGHTS

4.1

PENDEL | SUSPENDED
LEUCHTEN | LIGHTS

PI² › 614



PI²
615

SMOOTHY › 616, 620



SMOOTHY
618



SMOOTHLINE
622

SIGN › 624, 632, 638, 642, 648



SIGN
628



SIGN DIVA
634



SIGN DIVA KORONA
636



SIGN DIVA TUBE
640



SIGN DIVA TUBE KORONA
641

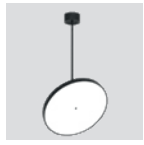

SIGN DIVA FLEX
644
NEW



SIGN DIVA FLEX KORONA
646
NEW

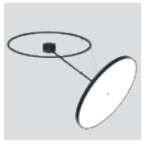

SIGN DIVA DANCER
652
NEW



SIGN DIVA DANCER KORONA
654
NEW

GLORIOUS › 656, 672, 676



GLORIOUS
658



GLORIOUS SLIM
659



QUANTUM
674



VICTORY
678

HADI › 680



HADI-M
688
NEW

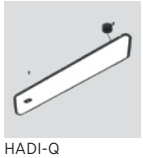

HADI-Q
690
NEW

4.1
4.2
4.3
4.4
5.1

PI² STANDARD



MPREIS BAGUETTE, WATTENS, TYROL, AUSTRIA | PHOTO: QUSAR, ITALY

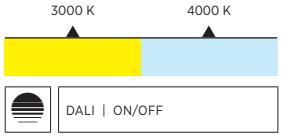

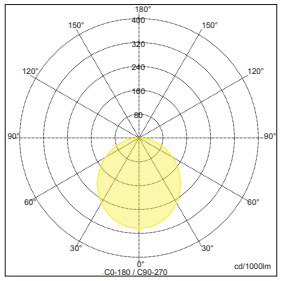

Sample:
ART. N° 410-6220- 03 03 01 01, 4000 K, OPAL

Die quadratische Pendelleuchte ist augenfällig eine Vertreterin der klar gezeichneten PI²-Familie, mit der sie sich ideal kombinieren lässt. Die LED-Leuchte besticht durch ihre vielfältigen Möglichkeiten zur Individualisierung: Gehäuse, und Baldachin lassen sich in 25 PROLICHT-Farben gestalten. Unterschiedliche Diffusoren sorgen für zusätzlichen Gestaltungsspielraum.

The square pendant luminaire is obviously a representative of the distinctive PI² family, with which it can be ideally combined. The LED luminaire impresses with its great many possibilities for customization: housing and canopy can be designed in 25 PROLICHT colors. Different diffusers provide additional scope for design.

OPAL / MICRO-PRISM DIFFUSER



Alle Leuchten können mit einem opalen Diffusor für eine gleichmäßige Lichtverteilung, oder einer mikro-prismatischen Abdeckung für einen erhöhten visuellen Komfort eingesetzt werden.

All luminaires can be used with an opal diffuser for even light distribution or a micro-prismatic cover for increased visual comfort.

ESD PROTECTION



Alle LED-Boards sind durch ein hochtransparentes Acrylglas vor elektrostatischen Entladungen (Electrostatic Discharge – ESD) und direktem Kontakt mit der LED geschützt.

All LED boards are protected from electrostatic discharge (ESD) and direct contact with the LED by a highly transparent acrylic glass.

DIFFERENT COLORED CABLES



Das Einspeisekabel ist in 5 verschiedenen Farben und unterschiedlichen Längen (2m / 6m) erhältlich. Vor Ort kann die Kabellänge nach Bedarf gekürzt werden.

The supply cable is available in 5 different colors and different lengths (2m / 6m). On site, the cable length can be shortened as required.

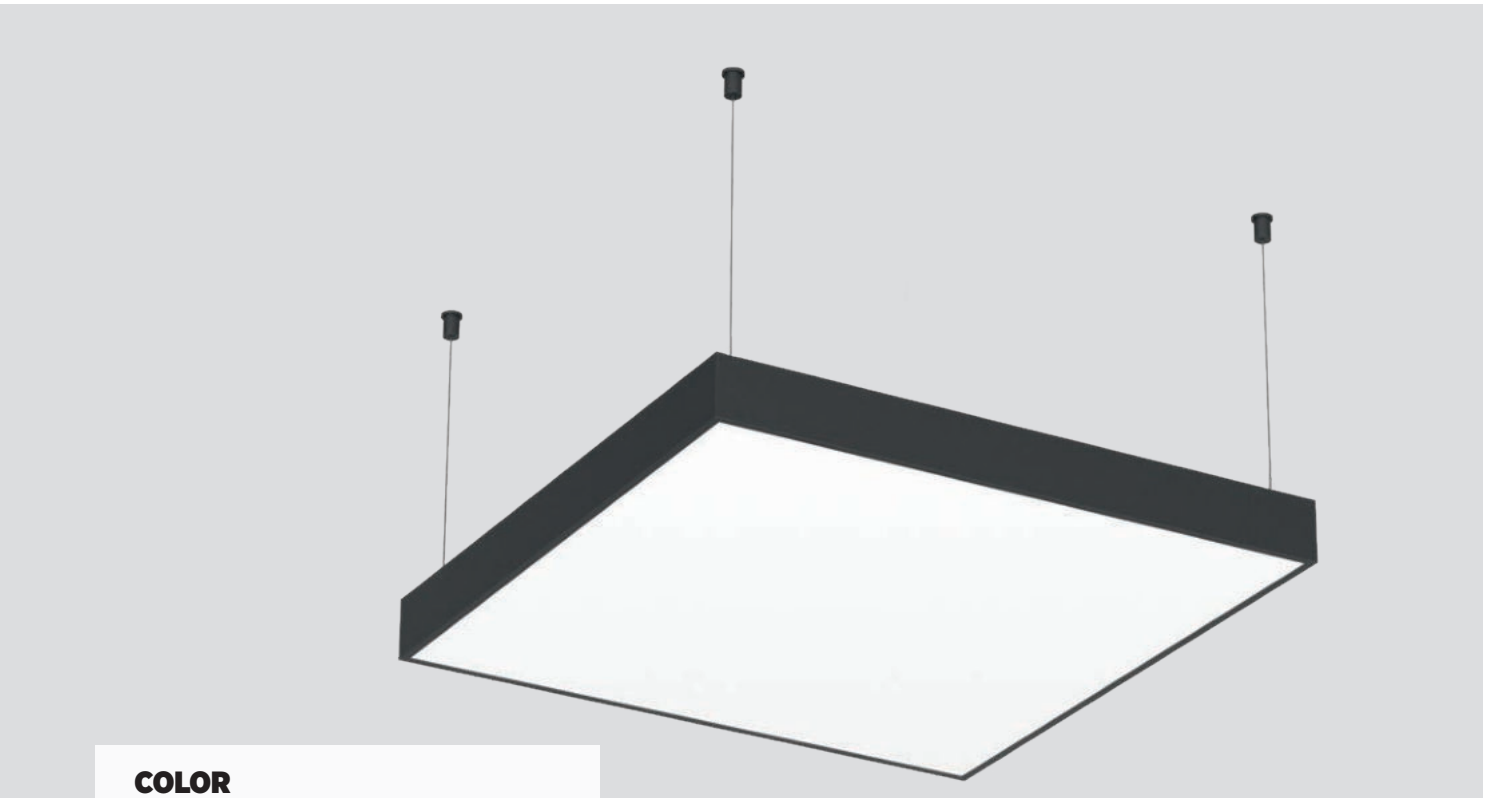

COLOR

◆ HOUSING ▲ CANOPY

RAL Classic or any other special color on request

SHAPE

DIMENSION mm

600x600 H: 60

OPTICS

COLOR TEMPERATURE

3000 K

4000 K

FEATURES

SUPPLY CABLE 5 COLORS

CABLE LENGTH mm

2000 6000

DIFFUSER

OPAL

MICRO PRISM

CONTROL

STANDARD ON | OFF

DALI DIM

ON REQUEST

ADDITIONAL OPTIONS

INDIVIDUAL SIZES

SPECIAL COLOR TEMPERATURE

SPECIAL CONTROL OPTIONS

EMERGENCY LIGHTING

RGB | TUNABLE WHITE

PI²

IP20 incl. 50/60Hz 220-240V 2000 6000 A++



DIMENSION MM	LED	WATT MAX.	LUMEN MAX.	CRI	ART.-NO STANDARD	ART.-NO DALI-DIM	1-29	1-29	TECHN. OPTIONS
600x600 H: 60	3000 K	49.7	5710	80	410-6210	410-6212	◆	▲	D ↓
	4000 K	49.7	5920	80	410-6220	410-6222	◆	▲	D ↓

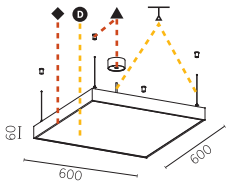

...01 OPAL

...02 MICRO-PRISM

D DIFFUSER

SUSPENSION-CABLE colour and length

...01 ...02 ...03 ...04 ...05 2000 ...06 ...07 ...08 ...09 ...10 6000

ORDER EXAMPLE: ◆ ▲ D ↓

410-6220 - 02 03 01 01

02 black, 03 white, 01 opal, 01 white 2000

MAKE IT YOURS!

CONFIGURE ONLINE:
PROLICHT.AT/PI



SMOOTHY
STANDARD



MICROSOFT, CZECH REPUBLIC | PHOTO: BÁRA PRÁŠILOVÁ

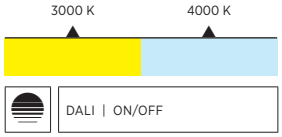

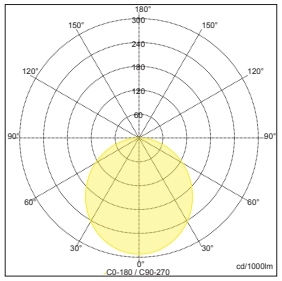

Sample:
ART. N° 41180- 03 01 , 3000 K, OPAL

Eine formvollendete Pendelleuchte mit zarten Rundungen. Die weichen Formen des SOFT EDGE Designs geben SMOOTHY eine kommunikative, freundliche Atmosphäre. Gehäuse und Baldachin lassen sich bei der LED-Leuchte farblich gestalten. Unterschiedliche Diffusoren sorgen für zusätzliche Gestaltungsmöglichkeiten.

A perfectly shaped suspended luminaire with delicate curves. The soft shapes of the SOFT EDGE design give SMOOTHY a communicative, friendly atmosphere. Housing and canopy can be colored in LED light. Different diffusers provide additional design options.

OPAL / MICRO-PRISM DIFFUSER



Alle Leuchten können mit einem opalen Diffusor für eine gleichmäßige Lichtverteilung, oder einer mikro-prismatischen Abdeckung für einen erhöhten visuellen Komfort eingesetzt werden.

All luminaires can be used with an opal diffuser for even light distribution or a micro-prismatic cover for increased visual comfort.

ESD PROTECTION



Alle LED-Boards sind durch ein hochtransparentes Acrylglas vor elektrostatischen Entladungen (Electrostatic Discharge – ESD) und direktem Kontakt mit der LED geschützt.

All LED boards are protected from electrostatic discharge (ESD) and direct contact with the LED by a highly transparent acrylic glass.

SOFT EDGE DESIGN



Der Kontrast zwischen weich geschwungenen Linien und kräftigen Konturen sorgt dafür, dass sich die Leuchte harmonisch in nahezu jedes Raumkonzept einfügt.

The contrast between softly curved lines and powerful contours ensures that the luminaire blends harmoniously into almost any room concept.



COLOR

◆ HOUSING

RAL Classic or any other special color on request

SHAPE

DIMENSION	H: 120 | mm
370x370	
600x600	
1200x600	

ON REQUEST

ADDITIONAL OPTIONS
INDIVIDUAL SIZES
SPECIAL COLOR TEMPERATURE
SPECIAL CONTROL OPTIONS
EMERGENCY LIGHTING
RGB | TUNABLE WHITE

OPTICS

CCT	COLOR TEMPERATURE
	3000 K
	4000 K

DIFFUSER
OPAL
MICRO PRISM

CONTROL
STANDARD ON | OFF
DALI DIM



MAKE IT YOURS!

CONFIGURE ONLINE:
PROLICHT.AT/SMOOTHY



SMOOTHY

IP20 incl. 2000 50/60Hz 220-240V A++

	DIMENSION MM	LED	WATT MAX.	LUMEN MAX.	CRI	ART.-NO STANDARD	ART.-NO DALI-DIM	1-29	TECHN. OPTIONS	
	370x370 H: 120	3000 K	12.4	1450	80	41120	41122	◆	D	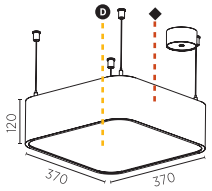
		4000 K	12.4	1500	80	41130	41132	◆	D	
	600x600 H: 120	3000 K	49.7	5780	80	41150	41152	◆	D	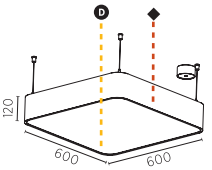
		4000 K	49.7	5990	80	41160	41162	◆	D	
	1200x600 H: 120	3000 K	99.4	11570	80	41180	41182	◆	D	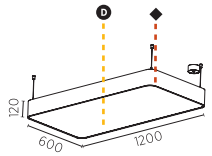
		4000 K	99.4	11990	80	41190	41192	◆	D	

	...01	...02	D
	OPAL	MICRO-PRISM	DIFFUSER

ORDER EXAMPLE: ◆ D
41130 - 02 01
black opal

Hinweise zu technischen Angaben auf Seite 893 | *Technical data are subject to our data policy on page 893*

BAUSTOFF + METALL, AUSTRIA | PHOTO: SIMON FISCHBACHER | ARCHITECTURE: ZAUNER | LIGHT PLANNING: SHOUP

SMOOTHY
SMOOTHLINE



AMS TIROL INNSBRUCK, AUSTRIA | PHOTO: SIMON FISCHBACHER

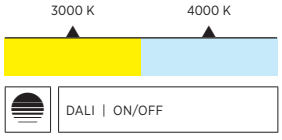

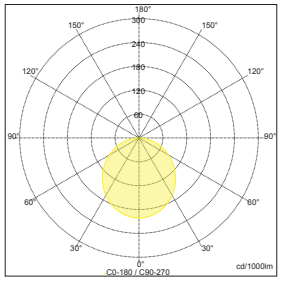

Sample:
ART. N° 410-1410- 03 03 01, 3000 K, OPAL

Ein Blickfänger für CORPORATE oder PUBLIC Anwendungen. Die längliche LED-Pendelleuchte im eleganten SOFT EDGE Design lässt sich charmant in viele Interior-Konzepte einbinden. Vielfältige Individualisierungsmöglichkeiten, unterschiedliche Diffusoren und vier verschiedene Größen lassen kaum Wünsche offen.

An eye-catcher for CORPORATE or PUBLIC applications. The elongated LED pendant light with elegant SOFT EDGE design can be charmingly integrated into many interior design concepts. A wide range of customization options, different diffusers and four different sizes leave little to be desired.

OPAL / MICRO-PRISM DIFFUSER



Alle Leuchten können mit einem opalen Diffusor für eine gleichmäßige Lichtverteilung, oder einer mikro-prismatischen Abdeckung für einen erhöhten visuellen Komfort eingesetzt werden.

All luminaires can be used with an opal diffuser for even light distribution or a micro-prismatic cover for increased visual comfort.

ESD PROTECTION



Alle LED-Boards sind durch ein hochtransparentes Acrylglas vor elektrostatischen Entladungen (Electrostatic Discharge – ESD) und direktem Kontakt mit der LED geschützt.

All LED boards are protected from electrostatic discharge (ESD) and direct contact with the LED by a highly transparent acrylic glass.

SOFT EDGE DESIGN



Der Kontrast zwischen weich geschwungenen Linien und kräftigen Konturen sorgt dafür, dass sich die Leuchte harmonisch in nahezu jedes Raumkonzept einfügt.

The contrast between softly curved lines and powerful contours ensures that the luminaire blends harmoniously into almost any room concept.



COLOR

◆ HOUSING ▲ CANOPY

RAL Classic or any other special color on request

SHAPE

DIMENSION			H: 120 | mm
630x200	930x200	1230x200	1530x200

ON REQUEST

ADDITIONAL OPTIONS
INDIVIDUAL SIZES
SPECIAL COLOR TEMPERATURE
SPECIAL CONTROL OPTIONS
EMERGENCY LIGHTING
RGB | TUNABLE WHITE
SPECIAL DIFFUSERS

OPTICS

CCT

COLOR TEMPERATURE
3000 K
4000 K

DIFFUSER
OPAL
MICRO PRISM

CONTROL
STANDARD ON | OFF
DALI DIM



MAKE IT YOURS!

CONFIGURE ONLINE:
PROLICHT.AT/SMOOTHY



SMOOTHLINE

IP20 incl. 2000 50/60Hz 220-240V A++

	DIMENSION MM	LED	WATT MAX.	LUMEN MAX.	CRI	ART.-NO STANDARD	ART.-NO DALI-DIM	1-29 ◆	1-29 ▲	TECHN. OPTIONS	
	630x200 H: 120	3000 K	19.1	1530	80	410-1410	410-1412	◆	▲	Ⓓ	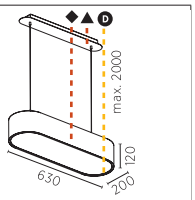
		4000 K	19.1	1680	80	410-1420	410-1422	◆	▲	Ⓓ	
	930x200 H: 120	3000 K	28.7	2290	80	410-1430	410-1432	◆	▲	Ⓓ	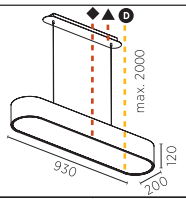
		4000 K	28.7	2520	80	410-1440	410-1442	◆	▲	Ⓓ	
	1230x200 H: 120	3000 K	38.3	3060	80	410-1450	410-1452	◆	▲	Ⓓ	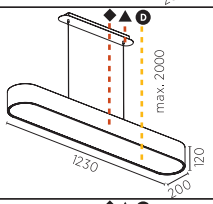
		4000 K	38.3	3360	80	410-1460	410-1462	◆	▲	Ⓓ	
	1530x200 H: 120	3000 K	47.8	3820	80	410-1470	410-1472	◆	▲	Ⓓ	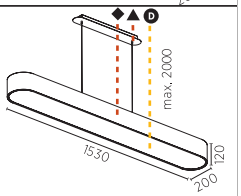
		4000 K	47.8	4200	80	410-1480	410-1482	◆	▲	Ⓓ	

	...01	...02	Ⓓ
	OPAL	MICRO-PRISM	DIFFUSER

ORDER EXAMPLE: ◆ ▲ Ⓓ
410-1420 - 02 03 01
black white opal



MICROSOFT, CZECH REPUBLIC | PHOTO: BÁRA PRAŠILOVÁ

Hinweise zu technischen Angaben auf Seite 893 | *Technical data are subject to our data policy on page 893*



AMS TIROL INNSBRUCK, AUSTRIA | PHOTO SIMON FISCHBACHER

SIGN
STANDARD



PROLICHT HEADQUARTER, AUSTRIA | PHOTO: SIMON FISCHBACHER

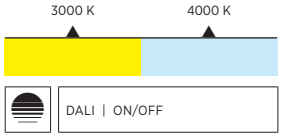

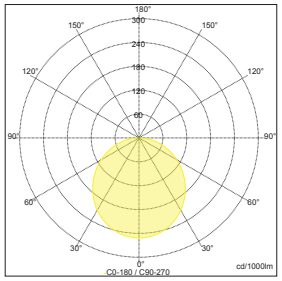

Sample:
ART. N° 410-1510- 03 03 02 01, 3000 K,
MICRO-PRISM, DIRECT

Leuchten, die Zeichen setzen – das kennzeichnet die SIGN Leuchtenfamilie. Die runde abgependelte LED-Leuchte überzeugt mit einer unaufdringlichen Eleganz, die dennoch markante Akzente im Raum setzen kann. Im Spiel mit verschiedenen Größen, klassischen oder unkonventionellen Anordnungen und dem Einsatz der PROLICHT-Farben wird SIGN zum gestaltenden Architekturelement.

Luminaires that make a statement - this is what characterizes the SIGN luminaire family. The circular, suspended LED luminaire impresses with its understated elegance, which can nevertheless create striking focal features in the room. In the interplay of different sizes, classic or unconventional arrangements and the use of the PROLICHT colors, SIGN becomes a formative architectural element.

CENTRAL SUSPENSION



Dank des zentralen Aufhängesystems fügt sich die Leuchte dezent in jedes Raumkonzept ein. Zusätzlich kann die Leuchte bauseits in der Abhängung gekürzt werden.

Thanks to its central suspension system, the luminaire fits discretely into any room concept. In addition, the luminaire suspension cables can be shortened on site.

OPAL / MICRO-PRISM DIFFUSER



Alle Leuchten können mit einem opalen Diffusor für eine gleichmäßige Lichtverteilung, oder einer mikro-prismatischen Abdeckung für einen erhöhten visuellen Komfort eingesetzt werden.

All luminaires can be used with an opal diffuser for even light distribution or a micro-prismatic cover for increased visual comfort.

ESD PROTECTION



Alle LED-Boards sind durch ein hochtransparentes Acrylglas vor elektrostatischen Entladungen (Electrostatic Discharge – ESD) und direktem Kontakt mit der LED geschützt.

All LED boards are protected from electrostatic discharge (ESD) and direct contact with the LED by a highly transparent acrylic glass.

DIRECT / INDIRECT

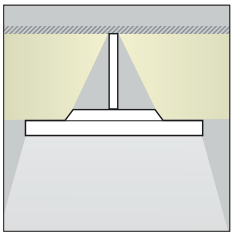

Eine - je nach Ausführung - separat schaltbare Indirekt-Beleuchtung kann für zusätzliche Raumstimmungen herangezogen werden. Als Zubehör ist ein Blendschutzring bestellbar.

Depending on the version, separately switchable, indirect lighting can be used for additional room ambience. A glare-protection ring can be ordered as an accessory.



COLOR

◆ HOUSING ▲ CANOPY

RAL Classic or any other special color on request

SHAPE

DIAMETER	mm
Ø 470	
Ø 650	
Ø 950	
Ø 1250	

CABLE LENGTH	mm
2000	
6000	

FEATURES

SUPPLY CABLE	5 COLORS

ON REQUEST

ADDITIONAL OPTIONS
INDIVIDUAL SIZES
SPECIAL COLOR TEMPERATURE
SPECIAL CONTROL OPTIONS
EMERGENCY LIGHTING
RGB | TUNABLE WHITE
SPECIAL DIFFUSERS

OPTICS

CCT COLOR TEMPERATURE
3000 K
4000 K

LIGHT DISTRIBUTION
DIRECT
DIRECT + INDIRECT

DIFFUSER
OPAL
MICRO PRISM

CONTROL
STANDARD ON | OFF
DALI DIM

MAKE IT YOURS!

CONFIGURE ONLINE:
PROLICHT.AT/SIGN







FUNDACION ONCE, SPAIN | PHOTO: ALFONSO QUIROGAARCHITECT: MVN ARCHITECTOS LIGHTPLANNING: ANOS LUZ ILLUMINATION DE VANGUARDIA

SIGN

IP20 | incl. | 2000 | 6000 | 50/60Hz 220-240V | A++

DIMENSION MM	LED	WATT MAX.	LUMEN MAX.	CRI	ART.-NO STANDARD	ART.-NO DALI-DIM	1-29	1-29	TECHN. OPTIONS
Ø 470 H: 120	3000 K	31.9	3230	80	410-1930	410-1932	◆	▲	D ⇣
	4000 K	31.9	3550	80	410-1940	410-1942	◆	▲	D ⇣
Ø 470 H: 120	3000 K	40.7	4770	80	410-1610	410-1612	◆	▲	D ⇣
	4000 K	40.7	5180	80	410-1620	410-1622	◆	▲	D ⇣
Ø 650 H: 120	3000 K	60.6	6140	80	410-1490	410-1492	◆	▲	D ⇣
	4000 K	60.6	6740	80	410-1500	410-1502	◆	▲	D ⇣
Ø 650 H: 120	3000 K	80.9	9430	80	410-1590	410-1592	◆	▲	D ⇣
	4000 K	80.9	10240	80	410-1600	410-1602	◆	▲	D ⇣
Ø 950 H: 120	3000 K	118.0	11950	80	410-1510	410-1512	◆	▲	D ⇣
	4000 K	118.0	13120	80	410-1520	410-1522	◆	▲	D ⇣
Ø 950 H: 120	3000 K	148.4	17250	80	410-1570	410-1572	◆	▲	D ⇣
	4000 K	148.4	18780	80	410-1580	410-1582	◆	▲	D ⇣
Ø 1250 H: 120	3000 K	194.6	18880	80	410-1530	410-1532	◆	▲	⇣
	4000 K	194.6	20720	80	410-1540	410-1542	◆	▲	⇣
Ø 1250 H: 120	3000 K	235.1	27290	80	410-1550	410-1552	◆	▲	⇣
	4000 K	235.1	29750	80	410-1560	410-1562	◆	▲	⇣

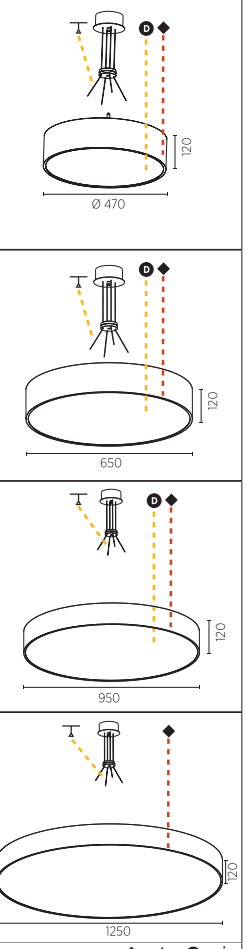

...01 OPAL | ...02 MICRO-PRIMS | D DIFFUSER | SUSPENSION-CABLE colour and length ...01 ...02 ...03 ...04 ...05 2000 ...06 ...07 ...08 ...09 ...10 6000

ORDER EXAMPLE: ◆ ▲ D ⇣
410-1510 - 02 03 01 01
02 black | 03 white | 01 opal | 01 white 2000



ABDULLAH UNIVERSITY, SAUDI ARABIA | PHOTO & LIGHT PLANNING: LIGHTWORKS

Hinweise zu technischen Angaben auf Seite 893 | *Technical data are subject to our data policy on page 893*



TANDARTSPRAKTIJK WAUTERS - BELGIUM | PHOTO: KRIS DEKELJSER | ARCHITECT: BART LENS | LIGHT PLANNING: DA*

SIGN DIVA

FLAT DESIGN MEETS FLEXBILITY



SIGN DIVA



SIGN DIVA TUBE



SIGN DIVA FLEX

Seilabhängung
An dezenten Edelstahlkabeln aufgehängt, wirkt die SIGN DIVA wie eine schwebende Scheibe. Sie überzeugt mit perfektem Licht und maximaler Integration in Raumkonzepte.

Suspension cable
Suspended on discreet stainless steel cables, the SIGN DIVA looks like a floating disc. It impresses with perfect light and maximum integration in room concepts.

Pendelrohr
Das diskrete Rohr, das den Leuchtenkopf mit der Decke verbindet, fungiert nicht nur als mechanische und elektrische Verbindung, sondern verleiht der SIGN DIVA TUBE auch einen speziellen Vintage-Charakter.

Suspension rod
The discreet tube that connects the luminaire head to the ceiling not only functions as a mechanical and electrical connection, but also gives the SIGN DIVA TUBE a special vintage character.

Pendelrohr mit einem flexiblem Leuchtenkopf
Die SIGN DIVA FLEX basiert auf der SIGN DIVA TUBE und kommt mit einem ausgeklügeltem Mechanismus am Leuchtenkopf. Er ermöglicht nicht nur die Rotation der Leuchte, sondern auch die Neigung um bis zu 90°.

Suspension rod with a flexible luminaire head
The SIGN DIVA FLEX is based on the SIGN DIVA TUBE and comes with a sophisticated mechanism on the lamp head. It not only enables the luminaire to be rotated, but also to be tilted up to 90 °.

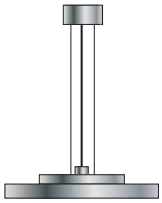



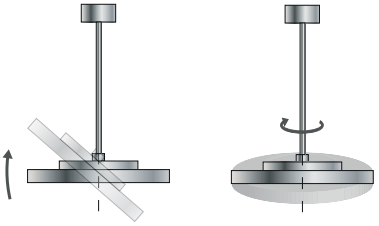

Spezielle Eigenschaften aller SIGN DIVA Varianten

Special characteristics of all SIGN DIVA variants

FLAT DESIGN

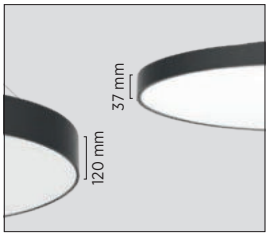

SIGN DIVA ist die minimalistische Version der SIGN Pendelleuchte. In der Standard-Version ohne KORONA FRAME misst ihr flacher Leuchtenaufbau lediglich 37 mm und lässt sich dadurch noch eleganter wirken.

SIGN DIVA is the minimalist version of the SIGN suspended luminaire. In the standard version without KORONA FRAME, its flat luminaire structure measures just 37 mm, making it look even more elegant.

SPECIAL DIFFUSERS



Der optional erhältliche SPARKLING SECRET Diffusor verstärkt eine glamouröse Raumatmosphäre. Der ebenfalls zur Wahl stehende VINTAGE INDUSTRIAL Diffusor sorgt für Inszenierung im Retro-Chic.

The optional SPARKLING SECRET diffuser enhances a glamorous room atmosphere. VINTAGE INDUSTRIAL diffuser, also available as an option, provides a retro-chic setting.

KORONA SHINE



Der lichtdurchlässige, in 6 Farben erhältliche, Korona-Shinering tritt als wirksames Leuchtenelement in den Vordergrund und ermöglicht verspielte Farbakzente.

The translucent Korona Shinering is available in 6 colors and comes to the fore as an effective lighting element, enabling cheerful color highlights to be created

KORONA FRAME



Bei dem Design-Element KORONA FRAME ist der Diffusor 15 mm tief in die Leuchte eingelassen, sodass die an den Seiten sichtbaren farbigen Ränder beleuchtet werden.

The KORONA FRAME is a design element in which the diffuser is set back 15 mm into the light fitting, illuminating the colored edges visible at the sides.



SIGN DIVA DANCER

Pendelrohr mit voller Verstellbarkeit
Die SIGN DIVA DANCER bietet größte Freiheit bei der Ausrichtung der Leuchte. Sie kommt mit demselben Mechanismus wie die SIGN DIVA FLEX. Der ausgeklügelte Baldachin ermöglicht zusätzlich eine Neigung des Pendelrohrs um bis zu 50°.

Suspension rod with maximum flexibility
The SIGN DIVA DANCER offers great freedom in adjusting the luminaire. Its sofisticated canopy allows the suspension rod to be tilted up to 50 ° in addition to the mechanisms of SIGN DIVA FLEX.

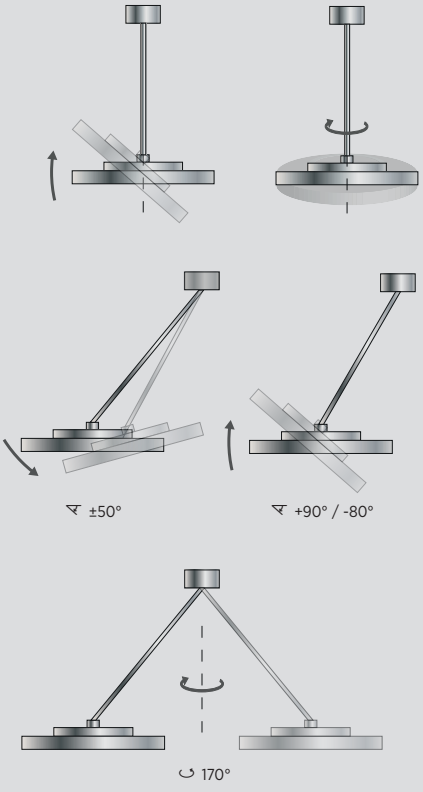







SIGN
DIVA



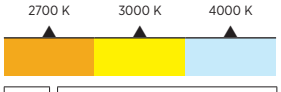

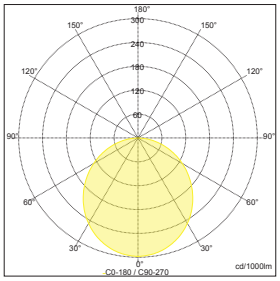

Sample:
ART. Nº 410-3760- 03 03 01 01, 4000 K,
OPAL, DIRECT

SIGN DIVA ist die minimalistische Version der SIGN Pendelleuchte. Ihr wesentlich schmalerer Leuchtenaufbau lässt sie noch eleganter wirken. Gehäuse, Baldachin und Zuleitung lassen sich farblich gestalten. Mit optionalen KORONA FRAME und KORONA SHINE Effekten wird die SIGN DIVA zum Blickfänger in Restaurants, Hotellobbys, Foyers oder in zeitgemäßen Besprechungsräumen.

SIGN DIVA is the minimalist version of the SIGN pendant luminaire. Its much narrower luminaire design makes it look even more elegant. Housing, canopy and cable can be colored. With optional KORONA FRAME and KORONA SHINE effect, the SIGN DIVA creates a focal feature in restaurants, hotel lobbies, foyers or in contemporary meeting rooms.

VINTAGE INDUSTRIAL (VI)
SPARKLING SECRET (SPS)



Der optional erhältliche SPARKLING SECRET Diffusor verstärkt eine glamouröse Raumatmosphäre. Der ebenfalls zur Wahl stehende VINTAGE INDUSTRIAL Diffusor sorgt für eine Inszenierung im Retro-Chic.

The optional SPARKLING SECRET diffuser enhances a glamorous room atmosphere. The VINTAGE INDUSTRIAL diffuser, also available as an option, provides a retro-chic setting.

KORONA SHINE



Der lichtdurchlässige, in 6 Farben erhältliche KORONA SHINE - Ring tritt als wirksames Leuchtenelement in den Vordergrund und ermöglicht verspielte Farbakzente.

The translucent KORONA SHINE - Ring is available in 6 colors and comes to the fore as an effective lighting element, enabling cheerful color highlights to be created.

KORONA FRAME



Bei dem Design-Element KORONA FRAME ist der Diffusor 15 mm tief in die Leuchte eingelassen, sodass die an den Seiten sichtbaren farbigen Ränder beleuchtet werden.

The KORONA FRAME is a design element in which the diffuser is set back 15 mm into the light fitting, illuminating the colored edges visible at the sides.

DIFFERENT CABLE COLORS AVAILABLE



Das Einspeisekabel ist in 6 unterschiedlichen Farben und unterschiedlichen Längen (2m / 6m) erhältlich. Bauseits kann die Kabellänge beliebig gekürzt werden.

The supply cable is available in 6 different colors and different lengths (2m / 6m). On site, the cable length can be shortened as required.



COLOR

◆ HOUSING ▲ CANOPY ● KORONA

RAL Classic or any other special color on request

SHAPE

DIAMETER STANDARD | H: 72 mm

Ø 200 | Ø 400 | Ø 570 | Ø 850 | Ø 1100

KORONA | H: 86 mm

Ø 200 | Ø 400 | Ø 570 | Ø 850 | Ø 1100

CABLE LENGTH mm

2000 | 6000

FEATURES

SHINE RING 6 COLORS

KORONA FRAME

25 COLORS

SUPPLY CABLE 5 COLORS

ON REQUEST

ADDITIONAL OPTIONS

- INDIVIDUAL SIZES
- SPECIAL COLOR TEMPERATURE
- SPECIAL CONTROL OPTIONS
- EMERGENCY LIGHTING
- RGB | TUNABLE WHITE
- SPECIAL DIFFUSERS

OPTICS

COLOR TEMPERATURE

- 2700 K
- 3000 K
- 4000 K

LIGHT DISTRIBUTION

- DIRECT
- DIRECT + INDIRECT

DIFFUSER

- OPAL
- MIKRO PRISM
- SPARKLING SECRET
- VINTAGE INDUSTRIAL

CONTROL

- STANDARD ON | OFF
- DALI DIM



MAKE IT YOURS!

CONFIGURE ONLINE:
PROLICHT.AT/SIGN



SIGN DIVA

IP20 | incl. | 2000 | 6000 | 50/60Hz 220-240V | A++

DIMENSION MM	LED	WATT MAX.	LUMEN MAX.	CRI	ART.-NO STANDARD	ART.-NO DALI-DIM	1-29	1-29	TECHN. OPTIONS
Ø 200 H: 72	2700 K	11.0	860	80	410-3570	410-3572	◆	▲	⊙ ⇣
	3000 K	11.0	1080	80	410-3580	410-3582	◆	▲	⊙ ⇣
	4000 K	11.0	1110	80	410-3600	410-3602	◆	▲	⊙ ⇣
Ø 400 H: 72	2700 K	17.9	1870	80	410-3610	410-3612	◆	▲	⊙ ⇣
	3000 K	17.9	2340	80	410-3620	410-3622	◆	▲	⊙ ⇣
	4000 K	17.9	2420	80	410-3640	410-3642	◆	▲	⊙ ⇣
Ø 400 H: 72	2700 K	31.1	2740	80	410-3770	410-3772	◆	▲	⊙ ⇣
	3000 K	31.1	3510	80	410-3780	410-3782	◆	▲	⊙ ⇣
	4000 K	31.1	3630	80	410-3800	410-3802	◆	▲	⊙ ⇣
Ø 570 H: 72	2700 K	52.8	5060	80	410-3650	410-3652	◆	▲	⊙ ⇣
	3000 K	52.8	6320	80	410-3660	410-3662	◆	▲	⊙ ⇣
	4000 K	52.8	6580	80	410-3680	410-3682	◆	▲	⊙ ⇣
Ø 570 H: 72	2700 K	72.6	6110	80	410-3810	410-3812	◆	▲	⊙ ⇣
	3000 K	72.6	7770	80	410-3820	410-3822	◆	▲	⊙ ⇣
	4000 K	72.6	8080	80	410-3840	410-3842	◆	▲	⊙ ⇣
Ø 850 H: 72	2700 K	88.0	9230	80	410-3690	410-3692	◆	▲	Ⓓ ⇣
	3000 K	88.0	11540	80	410-3700	410-3702	◆	▲	Ⓓ ⇣
	4000 K	88.0	12010	80	410-3720	410-3722	◆	▲	Ⓓ ⇣
Ø 850 H: 72	2700 K	107.8	9880	80	410-3850	410-3852	◆	▲	Ⓓ ⇣
	3000 K	107.8	12490	80	410-3860	410-3862	◆	▲	Ⓓ ⇣
	4000 K	107.8	13000	80	410-3880	410-3882	◆	▲	Ⓓ ⇣
Ø 1100 H: 72	2700 K	154.0	16140	80	410-3730	410-3732	◆	▲	Ⓓ ⇣
	3000 K	154.0	20180	80	410-3740	410-3742	◆	▲	Ⓓ ⇣
	4000 K	154.0	21030	80	410-3760	410-3762	◆	▲	Ⓓ ⇣
Ø 1100 H: 72	2700 K	173.8	20030	80	410-3890	410-3892	◆	▲	Ⓓ ⇣
	3000 K	173.8	20170	80	410-3900	410-3902	◆	▲	Ⓓ ⇣
	4000 K	173.8	21020	80	410-3920	410-3922	◆	▲	Ⓓ ⇣

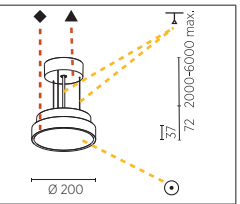

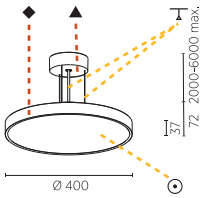

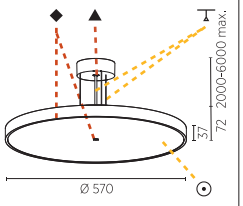

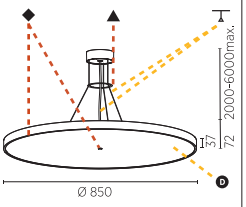

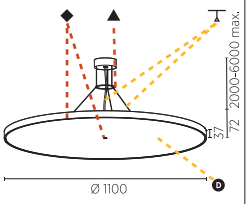

Ⓓ DIFFUSER

01	02	03	04
OPAL	MICRO-PRISM	SPARKLING SECRET	VINTAGE INDUSTRIAL

⊙ DIFFUSER + integrated Shine Ring

1..	2..	3..	4..
OPAL	MICRO-PRISM	SPARKLING SECRET	VINTAGE INDUSTRIAL

+ ..0 ..1 ..2 ..3 ..4 ..5 ..6

SUSPENSION-CABLE colour and length

...01 ...02 ...03 ...04 ...05 2000 ...06 ...07 ...08 ...09 ...10 6000

ORDER EXAMPLE: ◆ ▲ Ⓓ ⇣
410-3880 - 02 03 01 01
black white opal white 2000

Hinweise zu technischen Angaben auf Seite 893 | *Technical data are subject to our data policy on page 893*



BAGUETTE, AUSTRIA | PHOTO: SIMON FISCHBACHER

SIGN DIVA KORONA

IP20 | incl. | 2000 | 6000 | 50/60Hz 220-240V | CE | A++

DIMENSION MM	LED	WATT MAX.	LUMEN MAX.	CRI	ART.-NO STANDARD	ART.-NO DALI-DIM	1-29	1-29	1-25	TECHN. OPTIONS
Ø 200 H: 86	2700 K	11.0	860	80	410-3930	410-3932	◆	▲	●	Ⓓ ⇣
	3000 K	11.0	1080	80	410-3940	410-3942	◆	▲	●	Ⓓ ⇣
	4000 K	11.0	1110	80	410-3960	410-3962	◆	▲	●	Ⓓ ⇣
Ø 400 H: 86	2700 K	17.9	1870	80	410-3970	410-3972	◆	▲	●	Ⓓ ⇣
	3000 K	17.9	2340	80	410-3980	410-3982	◆	▲	●	Ⓓ ⇣
	4000 K	17.9	2420	80	410-4000	410-4002	◆	▲	●	Ⓓ ⇣
Ø 400 H: 86	2700 K	31.1	2740	80	410-4130	410-4132	◆	▲	●	Ⓓ ⇣
	3000 K	31.1	3510	80	410-4140	410-4142	◆	▲	●	Ⓓ ⇣
	4000 K	31.1	3630	80	410-4160	410-4162	◆	▲	●	Ⓓ ⇣
Ø 570 H: 86	2700 K	52.8	5060	80	410-4010	410-4012	◆	▲	●	Ⓓ ⇣
	3000 K	52.8	6320	80	410-4020	410-4022	◆	▲	●	Ⓓ ⇣
	4000 K	52.8	6580	80	410-4040	410-4042	◆	▲	●	Ⓓ ⇣
Ø 570 H: 86	2700 K	72.6	6110	80	410-4170	410-4172	◆	▲	●	Ⓓ ⇣
	3000 K	72.6	7770	80	410-4180	410-4182	◆	▲	●	Ⓓ ⇣
	4000 K	72.6	8080	80	410-4200	410-4202	◆	▲	●	Ⓓ ⇣
Ø 850 H: 86	2700 K	88.0	9230	80	410-4050	410-4052	◆	▲	●	Ⓓ ⇣
	3000 K	88.0	11540	80	410-4060	410-4062	◆	▲	●	Ⓓ ⇣
	4000 K	88.0	12010	80	410-4080	410-4082	◆	▲	●	Ⓓ ⇣
Ø 850 H: 86	2700 K	107.8	9880	80	410-4210	410-4212	◆	▲	●	Ⓓ ⇣
	3000 K	107.8	12490	80	410-4220	410-4222	◆	▲	●	Ⓓ ⇣
	4000 K	107.8	13000	80	410-4240	410-4242	◆	▲	●	Ⓓ ⇣
Ø 1100 H: 86	2700 K	154.0	16140	80	410-4090	410-4092	◆	▲	●	Ⓓ ⇣
	3000 K	154.0	20180	80	410-4100	410-4102	◆	▲	●	Ⓓ ⇣
	4000 K	154.0	21030	80	410-4120	410-4122	◆	▲	●	Ⓓ ⇣
Ø 1100 H: 86	2700 K	173.8	16020	80	410-4250	410-4252	◆	▲	●	Ⓓ ⇣
	3000 K	173.8	20170	80	410-4260	410-4262	◆	▲	●	Ⓓ ⇣
	4000 K	173.8	21020	80	410-4280	410-4282	◆	▲	●	Ⓓ ⇣

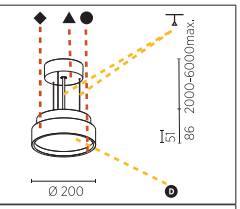

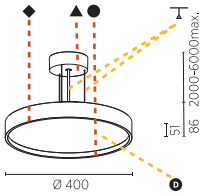

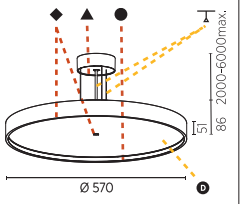

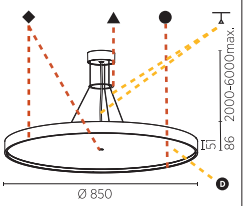

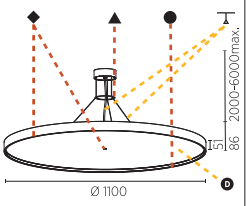

Ⓓ DIFFUSER

01	02	03	04
OPAL	MICRO-PRISM	SPARKLING SECRET	VINTAGE INDUSTRIAL

SUSPENSION-CABLE colour and length

...01	...02	...03	...04	...05	2000	...06	...07	...08	...09	...10	6000
black	white	creamy	opal	white							

ORDER EXAMPLE: ◆ ▲ ● Ⓓ ⇣
410-3960 - 02 03 04 01 01

Hinweise zu technischen Angaben auf Seite 893 | *Technical data are subject to our data policy on page 893*



SIGN
DIVA TUBE



WELLE 7, SWITZERLAND | PHOTO: LICHTKOMPETENZ | LIGHT PLANNING: PROLICHT

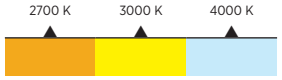



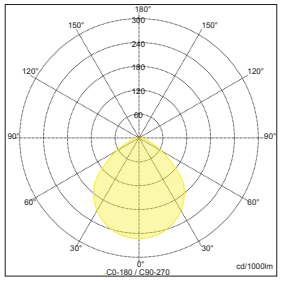

Sample:
ART. N° 410-4370- 03 03 03 40, 4000 K,
VINTAGE INDUSTRIAL, DIRECT

Überzeugen die Pendelleuchten SIGN und SIGN DIVA mit einer filigranen Seilabhängung, setzt hingegen die Version SIGN DIVA TUBE mit einer prägnanten Pendelstange als Tragkonstruktion Akzente im Raum. Drei unterschiedliche Größen, zahlreiche Farbkombinationen, verschiedene Diffusoren, die Zusatzoptionen mit KORONA FRAME und KORONA SHINE lassen viele Kombinationslösungen zu.

The pendant lights SIGN and SIGN DIVA make an impression with a filigree wire suspension. The SIGN DIVA TUBE version, however, creates a focal point in the room with its distinctive pendulum rod as a supporting structure. Three different sizes, numerous color combinations, different diffusers, the additional options with KORONA FRAME and KORONA SHINE allow many combination solutions.

VINTAGE INDUSTRIAL (VI)
SPARKLING SECRET (SPS)



Der optional erhältliche SPARKLING SECRET Diffusor verstärkt eine glamouröse Raumatmosphäre. Der ebenfalls zur Wahl stehende VINTAGE INDUSTRIAL Diffusor sorgt für Inszenierung im Retro-Chic.

The optional SPARKLING SECRET diffuser enhances a glamorous room atmosphere. VINTAGE INDUSTRIAL diffuser, also available as an option, provides a retro-chic setting.

KORONA SHINE



Der lichtdurchlässige, in 6 Farben erhältliche, KORONA SHINE - Ring tritt als wirksames Leuchtenelement in den Vordergrund und ermöglicht verspielte Farbakzente.

The translucent KORONA SHINE - ring is available in 6 colors and comes to the fore as an effective lighting element, enabling cheerful color highlights to be created.

KORONA FRAME



Bei dem Design-Element KORONA FRAME ist der Diffusor 15 mm tief in die Leuchte eingelassen, sodass die an den Seiten sichtbaren farbigen Ränder beleuchtet werden.

The KORONA FRAME is a design element in which the diffuser is set back 15 mm into the light fitting, illuminating the colored edges visible at the sides.

DIRECT / INDIRECT

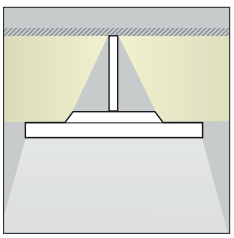

Eine - je nach Ausführung - separat schaltbare Indirekt-Beleuchtung kann für zusätzliche Raumstimmungen herangezogen werden. Als Zubehör ist ein Blendschutzring bestellbar.

Depending on the version, separately switchable, indirect lighting can be used for additional room moods. A glare-protection ring can be ordered as an accessory.



COLOR

◆ HOUSING ▲ TUBE ● KORONA

RAL Classic or any other special color on request

SHAPE

DIAMETER STANDARD | H: 72 mm

Ø 200 Ø 400 Ø 570

KORONA | H: 86 mm

Ø 200 Ø 400 Ø 570

FEATURES

SHINE RING 6 COLORS

KORONA FRAME

25 COLORS

ON REQUEST

ADDITIONAL OPTIONS

- INDIVIDUAL SIZES
- SPECIAL COLOR TEMPERATURE
- SPECIAL CONTROL OPTIONS
- EMERGENCY LIGHTING
- RGB | TUNABLE WHITE
- SPECIAL DIFFUSERS

OPTICS

CCT **COLOR TEMPERATURE**

- 2700 K
- 3000 K
- 4000 K

LIGHT DISTRIBUTION

- DIRECT
- DIRECT + INDIRECT

DIFFUSER

- OPAL
- MIKRO PRISM
- SPARKLING SECRET
- VINTAGE INDUSTRIAL

CONTROL

- STANDARD ON | OFF
- DALI DIM







MAKE IT YOURS!

CONFIGURE ONLINE:
PROLICHT.AT/SIGN



SIGN DIVA TUBE

IP20 incl. 50/60Hz 220-240V A++

DIMENSION MM	LED	WATT MAX.	LUMEN MAX.	CRI	ART.-NO STANDARD	ART.-NO DALI-DIM	1-29	1-29	1-29	TECHN. OPTIONS
Ø 200 H: 72	2700 K	11.0	860	80	410-4290	410-4292	◆	▲	●	⊙
	3000 K	11.0	1080	80	410-4300	410-4302	◆	▲	●	⊙
	4000 K	11.0	1110	80	410-4320	410-4322	◆	▲	●	⊙
Ø 400 H: 72	2700 K	17.9	1870	80	410-4330	410-4332	◆	▲	●	⊙
	3000 K	17.9	2340	80	410-4340	410-4342	◆	▲	●	⊙
	4000 K	17.9	2420	80	410-4360	410-4362	◆	▲	●	⊙
Ø 400 H: 72	2700 K	31.1	2740	80	410-4410	410-4412	◆	▲	●	⊙
	3000 K	31.1	3510	80	410-4420	410-4422	◆	▲	●	⊙
	4000 K	31.1	3630	80	410-4440	410-4442	◆	▲	●	⊙
Ø 570 H: 72	2700 K	52.8	5060	80	410-4370	410-4372	◆	▲	●	⊙
	3000 K	52.8	6320	80	410-4380	410-4382	◆	▲	●	⊙
	4000 K	52.8	6580	80	410-4400	410-4402	◆	▲	●	⊙
Ø 570 H: 72	2700 K	72.6	6110	80	410-4450	410-4452	◆	▲	●	⊙
	3000 K	72.6	7770	80	410-4460	410-4462	◆	▲	●	⊙
	4000 K	72.6	8080	80	410-4480	410-4482	◆	▲	●	⊙

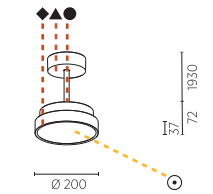

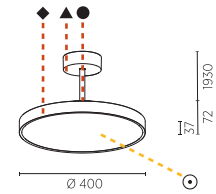

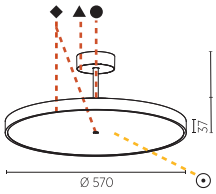

⊙ DIFFUSER + integrated Shine Ring

1..	2..	3..	4..
OPAL	MICRO-PRISM	SPARKLING SECRET	VINTAGE INDUSTRIAL

+ ..0 ..1 ..2 ..3 ..4 ..5 ..6

ORDER EXAMPLE: ◆ ▲ ● ⊙
410-4320 - **02** (black) **03** (white) **04** (creamy) **10** (opal)



Hinweise zu technischen Angaben auf Seite 893 | *Technical data are subject to our data policy on page 893*

SIGN DIVA TUBE KORONA

IP20 incl. 50/60Hz 220-240V A++

DIMENSION MM	LED	WATT MAX.	LUMEN MAX.	CRI	ART.-NO STANDARD	ART.-NO DALI-DIM	1-29	1-29	1-29	TECHN. OPTIONS
Ø 200 H: 86	2700 K	11.0	860	80	410-4490	410-4492	◆	▲	●	Ⓓ
	3000 K	11.0	1080	80	410-4500	410-4502	◆	▲	●	Ⓓ
	4000 K	11.0	1110	80	410-4520	410-4522	◆	▲	●	Ⓓ
Ø 400 H: 86	2700 K	17.9	1870	80	410-4530	410-4532	◆	▲	●	Ⓓ
	3000 K	17.9	2340	80	410-4540	410-4542	◆	▲	●	Ⓓ
	4000 K	17.9	2420	80	410-4560	410-4562	◆	▲	●	Ⓓ
Ø 400 H: 86	2700 K	31.1	2740	80	410-4610	410-4612	◆	▲	●	Ⓓ
	3000 K	31.1	3510	80	410-4620	410-4622	◆	▲	●	Ⓓ
	4000 K	31.1	3630	80	410-4640	410-4642	◆	▲	●	Ⓓ
Ø 570 H: 86	2700 K	52.8	5060	80	410-4570	410-4572	◆	▲	●	Ⓓ
	3000 K	52.8	6320	80	410-4580	410-4582	◆	▲	●	Ⓓ
	4000 K	52.8	6580	80	410-4600	410-4602	◆	▲	●	Ⓓ
Ø 570 H: 86	2700 K	72.6	6110	80	410-4650	410-4652	◆	▲	●	Ⓓ
	3000 K	72.6	7770	80	410-4660	410-4662	◆	▲	●	Ⓓ
	4000 K	72.6	8080	80	410-4680	410-4682	◆	▲	●	Ⓓ

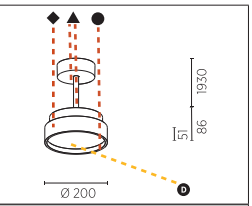

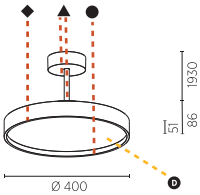

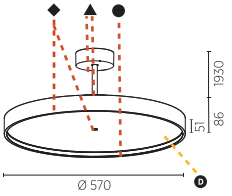

Ⓓ DIFFUSER

01	02	03	04
OPAL	MICRO-PRISM	SPARKLING SECRET	VINTAGE INDUSTRIAL

ORDER EXAMPLE: ◆ ▲ ● Ⓓ
410-4520 - 02 03 04 01
black white creamy opal



SIGN
DIVA FLEX



WELLE 7, SWITZERLAND | PHOTO: LICHTKOMPETENZ | LIGHT PLANNING: PROLICHT

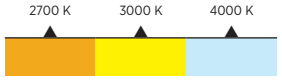



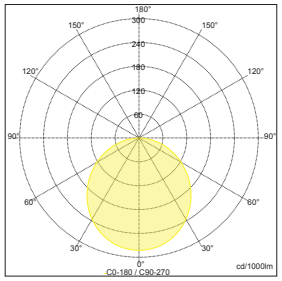

Sample:
ART. N° 410-7320- 03 03 03 10, 3000 K, OPAL

Ein kleines Gelenk mit großer Wirkung. Der elegante Leuchtenkopf der SIGN DIVA FLEX lässt sich dank einer flexiblen Verbindung am Pendelrohr in beide Richtungen um 170° drehen, sowie um 90° schwenken – ein beweglicher Blickfänger für viele Raumsituationen. Zahlreiche Ausstattungsoptionen und Varianten lassen unzählige Kombinationen für kreative Lichtinstallationen mit der Pendelleuchte zu.

A small link with a big effect. Thanks to a flexible connection to the pendulum tube, the elegant luminaire head of the SIGN DIVA FLEX can be rotated 170 ° in both directions, as well as swiveled through 90 ° - an eyecatching mobile feature for many room situations. Numerous equipment options and variants allow countless combinations for creative light installations with the pendant luminaire.

CONTINUOUS ADJUSTMENT SYSTEM

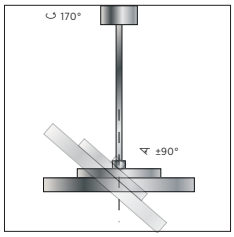

Eine Drehung um die Vertikale sowie zusätzlich ein Kippen des Leuchtenkopfes ermöglichen eine freie Ausrichtung. Für Ihre bevorzugte Pendelhöhe kann das Rohr direkt vor Ort zugeschnitten werden.

Rotation around the vertical as well as tilting of the luminaire head allows free alignment. The rod can be cut on site for your desired height.

VINTAGE INDUSTRIAL (VI) SPARKLING SECRET (SPS)



Der optional erhältliche SPARKLING SECRET Diffusor verstärkt eine glamouröse Raumatmosphäre. Der ebenfalls zur Wahl stehende VINTAGE INDUSTRIAL Diffusor sorgt für Inszenierung im Retro-Chic.

The optional Sparkling Secret diffuser enhances a glamorous room atmosphere. The VINTAGE INDUSTRIAL diffuser, also available as an option, provides a retro-chic setting.

KORONA SHINE



Der lichtdurchlässige, in 6 Farben erhältliche, KORONA SHINE - Ring tritt als wirksames Leuchtenelement in den Vordergrund und ermöglicht verspielte Farbakzente.

The translucent KORONA SHINE - ring is available in 6 colors and comes to the fore as an effective lighting element, enabling cheerful color highlights to be created.

KORONA FRAME



Bei dem Design-Element KORONA FRAME ist der Diffusor 15 mm tief in die Leuchte eingelassen, sodass die an den Seiten sichtbaren farbigen Ränder beleuchtet werden.

The KORONA FRAME is a design element in which the diffuser is set back 15 mm into the light fitting, illuminating the colored edges visible at the sides.



COLOR

◆ HOUSING ▲ CONE ● CANOPY

RAL Classic or any other special color on request

SHAPE

DIAMETER	STANDARD | H: 72 mm		
	Ø 200	Ø 400	Ø 570
	KORONA | H: 86 mm		
	Ø 200	Ø 400	Ø 570

FEATURES

SHINE RING	6 COLORS

KORONA FRAME
25 COLORS

ON REQUEST

ADDITIONAL OPTIONS
INDIVIDUAL SIZES
SPECIAL COLOR TEMPERATURE
SPECIAL CONTROL OPTIONS
EMERGENCY LIGHTING
RGB | TUNABLE WHITE
SPECIAL DIFFUSERS

OPTICS

CCT	COLOR TEMPERATURE
	2700 K
	3000 K
	4000 K

LIGHT DISTRIBUTION
DIRECT
DIRECT + INDIRECT

DIFFUSER
OPAL
MIKRO PRISM
SPARKLING SECRET
VINTAGE INDUSTRIAL

CONTROL
STANDARD ON | OFF
DALI DIM



MAKE IT YOURS!

CONFIGURE ONLINE:
PROLICHT.AT/SIGN



SIGN DIVA FLEX

IP20 incl. 90° 170° 50/60Hz 220-240V A++

	DIMENSION MM	LED	WATT MAX.	LUMEN MAX.	CRI	ART.-NO STANDARD	ART.-NO DALI-DIM	1-29	1-29	1-29	TECHN. OPTIONS	
	Ø 200 H: 870	2700 K	11.0	860	80	410-6950	410-6952	◆	▲	●	⊙	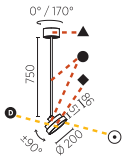
		3000 K	11.0	1080	80	410-6960	410-6962	◆	▲	●	⊙	
		4000 K	11.0	1110	80	410-6970	410-6972	◆	▲	●	⊙	
	Ø 200 H: 1620	2700 K	11.0	860	80	410-7250	410-7252	◆	▲	●	⊙	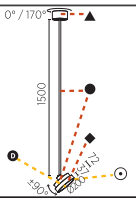
		3000 K	11.0	1080	80	410-7260	410-7262	◆	▲	●	⊙	
		4000 K	11.0	1110	80	410-7270	410-7272	◆	▲	●	⊙	
	Ø 400 H: 870	2700 K	17.9	1870	80	410-6980	410-6982	◆	▲	●	⊙	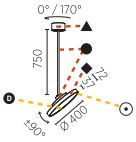
		3000 K	17.9	2340	80	410-6990	410-6992	◆	▲	●	⊙	
		4000 K	17.9	2420	80	410-7000	410-7002	◆	▲	●	⊙	
	Ø 400 H: 1620	2700 K	17.9	1870	80	410-7280	410-7282	◆	▲	●	⊙	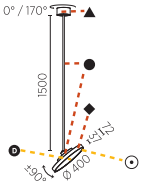
		3000 K	17.9	2340	80	410-7290	410-7292	◆	▲	●	⊙	
		4000 K	17.9	2420	80	410-7300	410-7302	◆	▲	●	⊙	
	Ø 570 H: 870	2700 K	52.8	5060	80	410-7010	410-7012	◆	▲	●	⊙	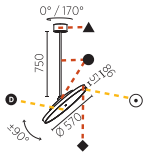
		3000 K	52.8	6320	80	410-7020	410-7022	◆	▲	●	⊙	
		4000 K	52.8	6580	80	410-7030	410-7032	◆	▲	●	⊙	
	Ø 570 H: 1620	2700 K	52.8	5060	80	410-7310	410-7312	◆	▲	●	⊙	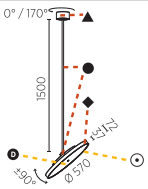
		3000 K	52.8	6320	80	410-7320	410-7322	◆	▲	●	⊙	
		4000 K	52.8	6580	80	410-7330	410-7332	◆	▲	●	⊙	
	Ø 850 H: 870	2700 K	88.0	9230	80	410-7040	410-7042	◆	▲	●	Ⓓ	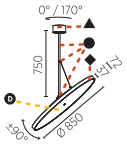
		3000 K	88.0	11540	80	410-7050	410-7052	◆	▲	●	Ⓓ	
		4000 K	88.0	12010	80	410-7060	410-7062	◆	▲	●	Ⓓ	
	Ø 850 H: 1620	2700 K	88.0	9230	80	410-7340	410-7342	◆	▲	●	Ⓓ	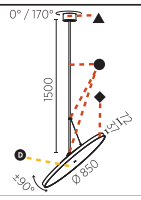
		3000 K	88.0	11540	80	410-7350	410-7352	◆	▲	●	Ⓓ	
		4000 K	88.0	12010	80	410-7360	410-7362	◆	▲	●	Ⓓ	

Ⓓ DIFFUSER

01	02	03	04
OPAL	MICRO-PRISM	SPARKLING SECRET	VINTAGE INDUSTRIAL

⊙ DIFFUSER + integrated Shine Ring

1..	2..	3..	4..	..0	..1	..2	..3	..4	..5	..6
OPAL	MICRO-PRISM	SPARKLING SECRET	VINTAGE INDUSTRIAL	+						

ORDER EXAMPLE: ◆ ▲ ● Ⓓ

410-7360 - 02 03 04 01

black white creamy opal

Hinweise zu technischen Angaben auf Seite 893 | *Technical data are subject to our data policy on page 893*

SIGN DIVA FLEX

IP20 incl. 90° 170° 50/60Hz 220-240V A++



DIMENSION MM	LED	WATT MAX.	LUMEN MAX.	CRI	ART.-NO STANDARD	ART.-NO DALI-DIM	1-29	1-29	1-29	TECHN. OPTIONS
Ø 1100 H: 870	2700 K	154.0	16140	80	410-7070	410-7072	◆	▲	●	D
	3000 K	154.0	20180	80	410-7080	410-7082	◆	▲	●	D
	4000 K	154.0	21030	80	410-7090	410-7092	◆	▲	●	D
Ø 1100 H: 1620	2700 K	154.0	16140	80	410-7370	410-7372	◆	▲	●	D
	3000 K	154.0	20180	80	410-7380	410-7382	◆	▲	●	D
	4000 K	154.0	21030	80	410-7390	410-7392	◆	▲	●	D

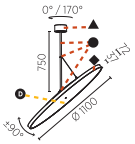

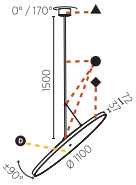

D DIFFUSER

01	02	03	04
OPAL	MICRO-PRISM	SPARKLING SECRET	VINTAGE INDUSTRIAL

ORDER EXAMPLE: ◆ ▲ ● D
410-7360 - 02 03 04 01
black white creamy opal

DIFFUSER + integrated Shine Ring

1..	2..	3..	4..	..0	..1	..2	..3	..4	..5	..6
OPAL	MICRO-PRISM	SPARKLING SECRET	VINTAGE INDUSTRIAL	+						



PROLICHT HEADQUARTER, AUSTRIA | PHOTO: ARMIN KUPRIAN

SIGN DIVA FLEX KORONA

IP20 incl. 90° 170° 50/60Hz 220-240V A++

	DIMENSION MM	LED	WATT MAX.	LUMEN MAX.	CRI	ART.-NO STANDARD	ART.-NO DALI-DIM	1-25	1-25	1-25	TECHN. OPTIONS	
	Ø 200 H: 870	2700 K	11.0	860	80	410-7100	410-7102	◆	▲	●	D	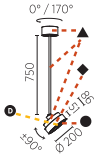
		3000 K	11.0	1080	80	410-7110	410-7112	◆	▲	●	D	
		4000 K	11.0	1110	80	410-7120	410-7122	◆	▲	●	D	
	Ø 200 H: 1620	2700 K	11.0	860	80	410-7400	410-7402	◆	▲	●	D	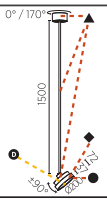
		3000 K	11.0	1080	80	410-7410	410-7412	◆	▲	●	D	
		4000 K	11.0	1110	80	410-7420	410-7422	◆	▲	●	D	
	Ø 400 H: 870	2700 K	17.9	1870	80	410-7130	410-7132	◆	▲	●	D	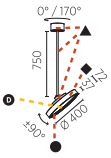
		3000 K	17.9	2340	80	410-7140	410-7142	◆	▲	●	D	
		4000 K	17.9	2420	80	410-7150	410-7152	◆	▲	●	D	
	Ø 400 H: 1620	2700 K	17.9	1870	80	410-7430	410-7432	◆	▲	●	D	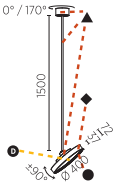
		3000 K	17.9	2340	80	410-7440	410-7442	◆	▲	●	D	
		4000 K	17.9	2420	80	410-7450	410-7452	◆	▲	●	D	
	Ø 570 H: 870	2700 K	52.8	5060	80	410-7160	410-7162	◆	▲	●	D	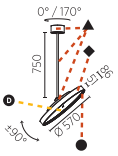
		3000 K	52.8	6320	80	410-7170	410-7172	◆	▲	●	D	
		4000 K	52.8	6580	80	410-7180	410-7182	◆	▲	●	D	
	Ø 570 H: 1620	2700 K	52.8	5060	80	410-7460	410-7462	◆	▲	●	D	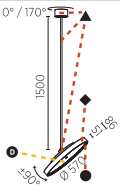
		3000 K	52.8	6320	80	410-7470	410-7472	◆	▲	●	D	
		4000 K	52.8	6580	80	410-7480	410-7482	◆	▲	●	D	
	Ø 850 H: 870	2700 K	88.0	9230	80	410-7190	410-7192	◆	▲	●	D	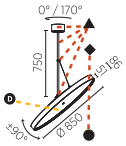
		3000 K	88.0	11540	80	410-7200	410-7202	◆	▲	●	D	
		4000 K	88.0	12010	80	410-7210	410-7212	◆	▲	●	D	
	Ø 850 H: 1620	2700 K	88.0	9230	80	410-7490	410-7492	◆	▲	●	D	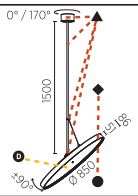
		3000 K	88.0	11540	80	410-7500	410-7502	◆	▲	●	D	
		4000 K	88.0	12010	80	410-7510	410-7512	◆	▲	●	D	
	Ø 1100 H: 870	2700 K	154.0	16140	80	410-7220	410-7222	◆	▲	●	D	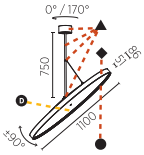
		3000 K	154.0	20180	80	410-7230	410-7232	◆	▲	●	D	
		4000 K	154.0	21030	80	410-7240	410-7242	◆	▲	●	D	

D DIFFUSER

01	02	03	04
OPAL	MICRO-PRISM	SPARKLING SECRET	VINTAGE INDUSTRIAL

ORDER EXAMPLE: ◆ ▲ ● D
410-7420 - 02 03 04 01
black white creamy opal

Hinweise zu technischen Angaben auf Seite 893 | *Technical data are subject to our data policy on page 893*

SIGN DIVA FLEX KORONA

IP20 incl. 90° 170° 50/60Hz 220-240V A++



DIMENSION MM	LED	WATT MAX.	LUMEN MAX.	CRI	ART.-NO STANDARD	ART.-NO DALI-DIM	1-29	1-29	1-29	TECHN. OPTIONS
Ø 1100 H: 1620	2700 K	154.0	16140	80	410-7520	410-7522	◆	▲	●	Ⓓ
	3000 K	154.0	20180	80	410-7530	410-7532	◆	▲	●	Ⓓ
	4000 K	154.0	21030	80	410-7540	410-7542	◆	▲	●	Ⓓ

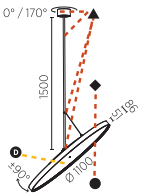

Ⓓ DIFFUSER

01	02	03	04
OPAL	MICRO-PRISM	SPARKLING SECRET	VINTAGE INDUSTRIAL

ORDER EXAMPLE: ◆ ▲ ● Ⓓ
410-7420 - 02 03 04 01
black white creamy opal



PROLICHT HEADQUARTER, AUSTRIA | PHOTO: ARMIN KUPRIAN

SIGN
DIVA DANCER



PROLICHT HEADQUARTER, AUSTRIA | PHOTO: ARMIN KUPRIAN

2700 K | 3000 K | 4000 K

DALI | ON/OFF

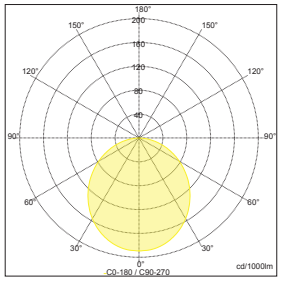

Sample:
ART. Nº 410-4690- 03 03 03 10, 2700 K, OPAL

Die SIGN DIVA DANCER zeichnet sich durch ihre Verstellbarkeit auf zwei Achsen aus. Die neueste Generation der LED-Pendelleuchte ermöglicht die maximale Beweglichkeit auch bei Varianten mit großem Leuchtenkopf oder langem Pendelrohr. Ein an die Decke montierter Ring mit integriertem Schlitten gewährt in diesen Fällen die entsprechende Stabilität, lässt dabei aber spätere Änderungen zu.

The SIGN DIVA DANCER is characterized by its adjustability on two axes. The latest generation of the LED pendant luminaire allows maximum mobility, even for variants with a large luminaire head or a long pendulum tube. A ceiling-mounted ring with integrated slide provides stability in these cases, but allows changes to be made later.

SMART SWIVELING SYSTEM



Das leichtgängige Schwenk-System ermöglicht eine freie, werkzeuglose Ausrichtung der Pendelstange (Einrastung alle 10°) mit einer maximalen Ausladung von 50°.

The smooth-running swivel system allows flexible, tool-free alignment of the pendulum rod (locking every 10°) up to a maximum radius of 50°.

STEPLESS ADJUSTMENT SYSTEM

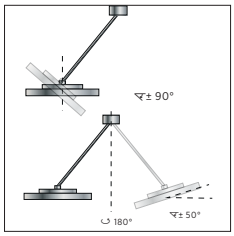

Ein Gelenk mit einem präzisen Reibungssystem am Fuß der Stange (750 oder 1500 mm) ermöglicht eine stufen- und werkzeuglose Justierung über +/-90°.

A hinge with a precise friction system at the bottom of the rod (750 or 1500 mm) allows continuous and tool-free adjustment over +/-90°.

EASY ADJUSTMENT FOR ALL SIZES

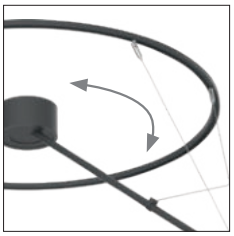

Große Varianten sind wahlweise mit fixen Seilabhängungen oder einem an die Decke montierten Ring erhältlich, dessen integrierter Schlitten eine stabile und einfache Positionierung der Leuchte garantiert.

Large variants are available with fixed suspensions or a ceiling-mounted ring with an integrated slider, which ensures stable and easy positioning of the luminaire.

KORONA SHINE & KORONA FRAME



Der optionale KORONA SHINE Ring schimmert in einer von 6 erhältlichen Farben. Der optionale KORONA FRAME wird in einer beliebigen PROLICHT-Farbe gefertigt.

The optional KORONA SHINE ring is is illuminated as a cheerful glows in a choice of six available colors. The optional KORONA FRAME is available in 25 PROLICHT colors.

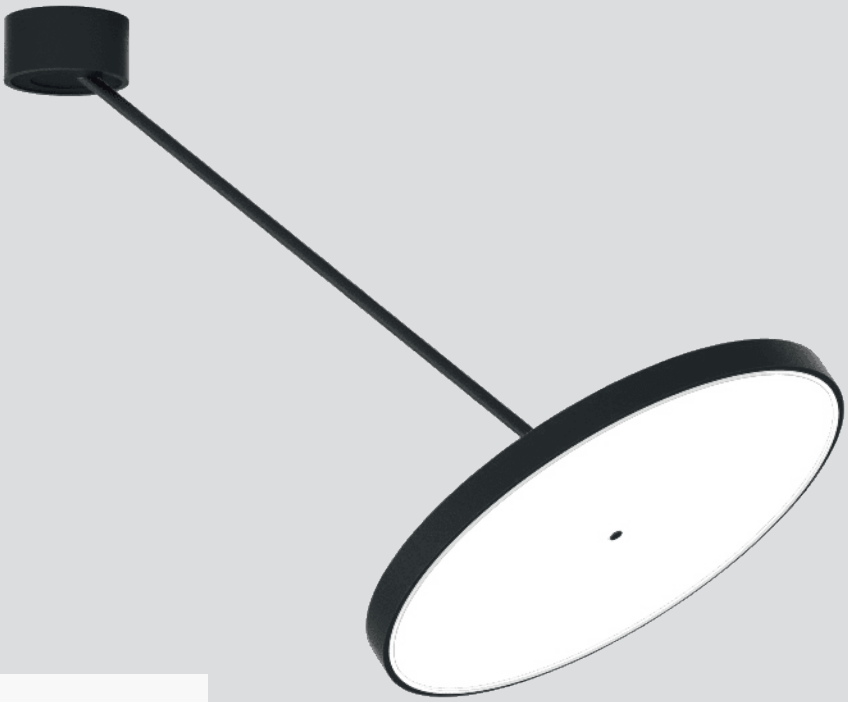

COLOR

◆ HOUSING ▲ KORONA ● CANOPY

RAL Classic or any other special color on request

SHAPE

DIAMETER STANDARD | H: 72 mm

Ø 200 Ø 400 Ø 570 Ø 850 Ø 1100

KORONA | H: 86 mm

Ø 200 Ø 400 Ø 570 Ø 850 Ø 1100

FEATURES

SHINE RING 6 COLORS

KORONA FRAME

25 COLORS

ON REQUEST

ADDITIONAL OPTIONS

- INDIVIDUAL SIZES
- MINIMAL SUSPENSION KIT
- SPECIAL COLOR TEMPERATURE
- SPECIAL CONTROL OPTIONS
- EMERGENCY LIGHTING
- RGB | TUNABLE WHITE
- SPECIAL DIFFUSERS

OPTICS

COLOR TEMPERATURE

- 2700 K
- 3000 K
- 4000 K

LIGHT DISTRIBUTION

- DIRECT
- DIRECT + INDIRECT

DIFFUSER

- OPAL
- MIKRO PRISM
- SPARKLING SECRET
- VINTAGE INDUSTRIAL

CONTROL

- STANDARD ON | OFF
- DALI DIM

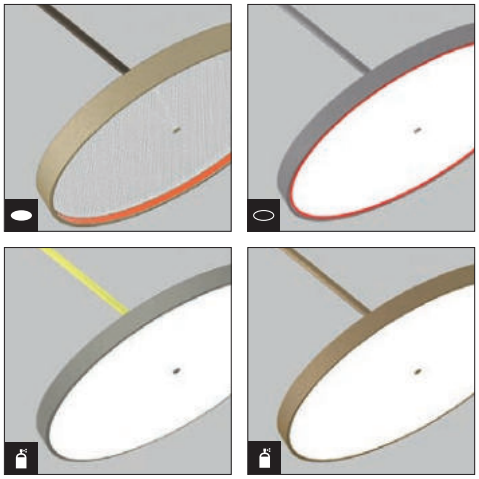

MAKE IT YOURS!

CONFIGURE ONLINE:
PROLICHT.AT/SIGN





PROLICHT HEADQUARTERS, AUSTRIA | PHOTOS: ARMIN KUPRIAN







SIGN DIVA DANCER

IP20 | incl. | 90° | ±50° | 170° | 50/60Hz | 220-240V | A++

	DIMENSION MM	LED	WATT MAX.	LUMEN MAX.	CRI	ART.-NO STANDARD	ART.-NO DALI-DIM	1-29	1-29	1-29	TECHN. OPTIONS	
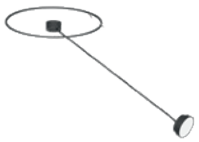	Ø 200 H: 1620	2700 K	11.0	860	80	410-6650	410-6652	◆	▲	●	⊙	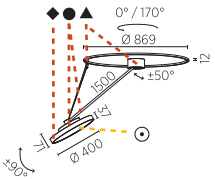
		3000 K	11.0	1080	80	410-6660	410-6662	◆	▲	●	⊙	
		4000 K	11.0	1110	80	410-6670	410-6672	◆	▲	●	⊙	
	Ø 200 H: 870	2700 K	11.0	860	80	410-4690	410-4692	◆	▲	●	⊙	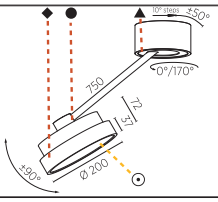
		3000 K	11.0	1080	80	410-4700	410-4702	◆	▲	●	⊙	
		4000 K	11.0	1110	80	410-4720	410-4722	◆	▲	●	⊙	
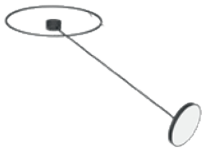	Ø 400 H: 1620	2700 K	17.9	1870	80	410-6680	410-6682	◆	▲	●	⊙	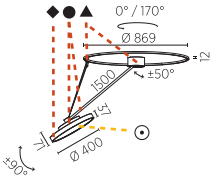
		3000 K	17.9	2340	80	410-6690	410-6692	◆	▲	●	⊙	
		4000 K	17.9	2420	80	410-6700	410-6702	◆	▲	●	⊙	
	Ø 400 H: 870	2700 K	17.9	1870	80	410-4730	410-4732	◆	▲	●	⊙	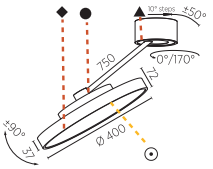
		3000 K	17.9	2340	80	410-4740	410-4742	◆	▲	●	⊙	
		4000 K	17.9	2420	80	410-4760	410-4762	◆	▲	●	⊙	
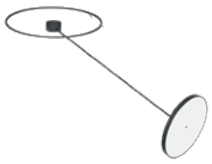	Ø 570 H: 1620	2700 K	52.8	5060	80	410-6710	410-6712	◆	▲	●	⊙	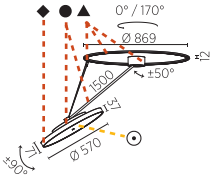
		3000 K	52.8	6320	80	410-6720	410-6722	◆	▲	●	⊙	
		4000 K	52.8	6580	80	410-6730	410-6732	◆	▲	●	⊙	
	Ø 570 H: 870	2700 K	52.8	5060	80	410-4770	410-4772	◆	▲	●	⊙	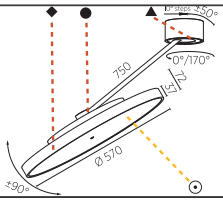
		3000 K	52.8	6320	80	410-4780	410-4782	◆	▲	●	⊙	
		4000 K	52.8	6580	80	410-4800	410-4802	◆	▲	●	⊙	
	Ø 850 H: 870	2700 K	88.0	9230	80	410-6530	410-6532	◆	▲	●	Ⓓ	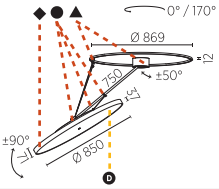
		3000 K	88.0	11540	80	410-6540	410-6542	◆	▲	●	Ⓓ	
		4000 K	88.0	12010	80	410-6550	410-6552	◆	▲	●	Ⓓ	
	Ø 850 H: 1620	2700 K	88.0	9230	80	410-6740	410-6742	◆	▲	●	Ⓓ	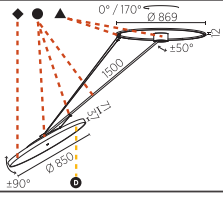
		3000 K	88.0	11540	80	410-6750	410-6752	◆	▲	●	Ⓓ	
		4000 K	88.0	12010	80	410-6760	410-6762	◆	▲	●	Ⓓ	
	Ø 1100 H: 870	2700 K	154.0	16140	80	410-6560	410-6562	◆	▲	●	Ⓓ	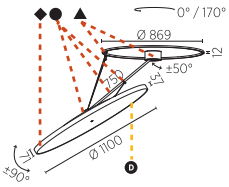
		3000 K	154.0	20180	80	410-6570	410-6572	◆	▲	●	Ⓓ	
		4000 K	154.0	21030	80	410-6580	410-6582	◆	▲	●	Ⓓ	

Ⓓ DIFFUSER

	01	02	03	04
	OPAL	MICRO-PRISM	SPARKLING SECRET	VINTAGE INDUSTRIAL

⊙ DIFFUSER + integrated Shine Ring

1..	2..	3..	4..	..0	..1	..2	..3	..4	..5	..6
OPAL	MICRO-PRISM	SPARKLING SECRET	VINTAGE INDUSTRIAL	+						

ORDER EXAMPLE: ◆ ▲ ● Ⓓ
410-6760 - 02 03 04 01
black white creamy opal

Hinweise zu technischen Angaben auf Seite 893 | *Technical data are subject to our data policy on page 893*

SIGN DIVA DANCER

IP20 incl. 90° ±50° 170° 50/60Hz 220-240V A++

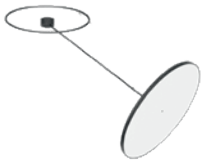

DIMENSION MM	LED	WATT MAX.	LUMEN MAX.	CRI	ART.-NO STANDARD	ART.-NO DALI-DIM	1-29	1-29	1-29	TECHN. OPTIONS
Ø 1100 H: 1620	2700 K	154.0	16140	80	410-6770	410-6772	◆	▲	●	D
	3000 K	154.0	20180	80	410-6780	410-6782	◆	▲	●	D
	4000 K	154.0	21030	80	410-6790	410-6792	◆	▲	●	D

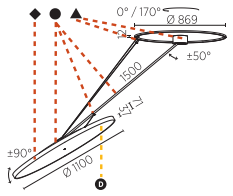

D DIFFUSER

	01	02	03	04
	OPAL	MICRO-PRISM	SPARKLING SECRET	VINTAGE INDUSTRIAL

ORDER EXAMPLE: ◆ ▲ ● D
410-6760 - 02 03 04 01
black white creamy opal

DIFFUSER + integrated Shine Ring

1..	2..	3..	4..	..0	..1	..2	..3	..4	..5	..6
OPAL	MICRO-PRISM	SPARKLING SECRET	VINTAGE INDUSTRIAL	+						



SIGN DIVA DANCER KORONA

IP20 | incl. | 90° | ±50° | 170° | 50/60Hz | 220-240V | A++

	DIMENSION MM	LED	WATT MAX.	LUMEN MAX.	CRI	ART.-NO STANDARD	ART.-NO DALI-DIM	1-29	1-29	1-29	TECHN. OPTIONS	
	Ø 200 H: 1620	2700 K	11.0	860	80	410-6800	410-6802	◆	▲	●	D	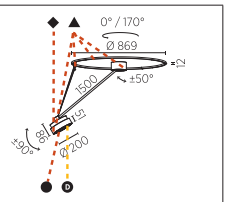
		3000 K	11.0	1080	80	410-6810	410-6812	◆	▲	●	D	
		4000 K	11.0	1110	80	410-6820	410-6822	◆	▲	●	D	
	Ø 200 H: 870	2700 K	11.0	860	80	410-4810	410-4812	◆	▲	●	D	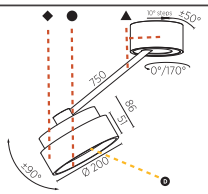
		3000 K	11.0	1080	80	410-4820	410-4822	◆	▲	●	D	
		4000 K	11.0	1110	80	410-4840	410-4842	◆	▲	●	D	
	Ø 400 H: 1620	2700 K	17.9	1870	80	410-6830	410-6832	◆	▲	●	D	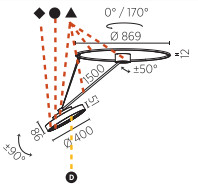
		3000 K	17.9	2340	80	410-6840	410-6842	◆	▲	●	D	
		4000 K	17.9	2420	80	410-6850	410-6852	◆	▲	●	D	
	Ø 400 H: 870	2700 K	17.9	1870	80	410-4850	410-4852	◆	▲	●	D	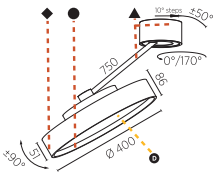
		3000 K	17.9	2340	80	410-4860	410-4862	◆	▲	●	D	
		4000 K	17.9	2420	80	410-4880	410-4882	◆	▲	●	D	
	Ø 570 H: 1620	2700 K	52.8	5060	80	410-6860	410-6862	◆	▲	●	D	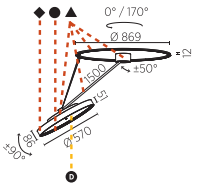
		3000 K	52.8	6320	80	410-6870	410-6872	◆	▲	●	D	
		4000 K	52.8	6580	80	410-6880	410-6882	◆	▲	●	D	
	Ø 570 H: 870	2700 K	52.8	5060	80	410-4890	410-4892	◆	▲	●	D	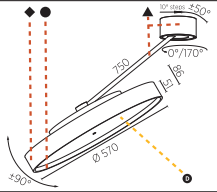
		3000 K	52.8	6320	80	410-4900	410-4902	◆	▲	●	D	
		4000 K	52.8	6580	80	410-4920	410-4922	◆	▲	●	D	
	Ø 850 H: 870	2700 K	88.0	9230	80	410-6590	410-6592	◆	▲	●	D	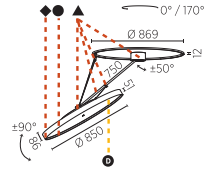
		3000 K	88.0	11540	80	410-6600	410-6602	◆	▲	●	D	
		4000 K	88.0	12010	80	410-6610	410-6612	◆	▲	●	D	
	Ø 850 H: 1620	2700 K	88.0	9230	80	410-6890	410-6892	◆	▲	●	D	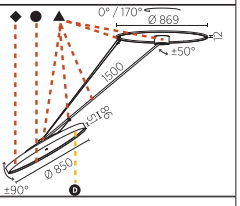
		3000 K	88.0	11540	80	410-6900	410-6902	◆	▲	●	D	
		4000 K	88.0	12010	80	410-6910	410-6912	◆	▲	●	D	
	Ø 1100 H: 870	2700 K	154.0	16140	80	410-6620	410-6622	◆	▲	●	D	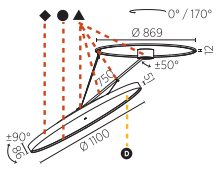
		3000 K	154.0	20180	80	410-6630	410-6632	◆	▲	●	D	
		4000 K	154.0	21030	80	410-6640	410-6642	◆	▲	●	D	

D DIFFUSER

01	02	03	04
OPAL	MICRO-PRISM	SPARKLING SECRET	VINTAGE INDUSTRIAL

ORDER EXAMPLE: ◆ ▲ ● D
410-6820 - 02 03 04 01
black white creamy opal

Hinweise zu technischen Angaben auf Seite 893 | *Technical data are subject to our data policy on page 893*

SIGN DIVA DANCER KORONA

IP20 incl. 90° ±50° 170° 50/60Hz 220-240V A++



DIMENSION MM	LED	WATT MAX.	LUMEN MAX.	CRI	ART.-NO STANDARD	ART.-NO DALI-DIM	1-29	1-29	1-29	TECHN. OPTIONS
Ø 1100 H: 1620	2700 K	154.0	16140	80	410-6920	410-6922	◆	▲	●	D
	3000 K	154.0	20180	80	410-6930	410-6932	◆	▲	●	D
	4000 K	154.0	21030	80	410-6940	410-6942	◆	▲	●	D

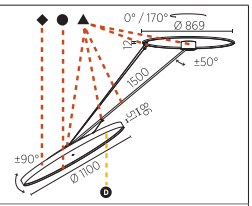

D DIFFUSER

01	02	03	04
OPAL	MICRO-PRISM	SPARKLING SECRET	VINTAGE INDUSTRIAL

ORDER EXAMPLE: ◆ ▲ ● D
410-6820 - 02 03 04 01
black white creamy opal



GLORIOUS
STANDARD | SLIM



SNIPES, GERMANY | PHOTO: PHILIP KISTNER

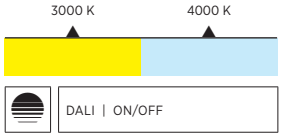

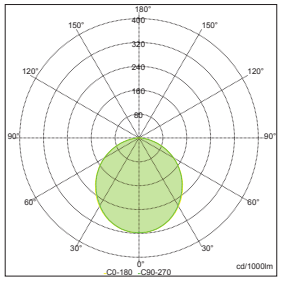

Sample:
ART. Nº 410-3340- 03 02 01, 3000 K,
MICRO-PRISM, DIRECT

Die schwebend wirkenden, abgependelten GLORIOUS Lichtringe der LED-Leuchtenfamilie sind Blickfänger für viele Anwendungen. Gestaltbar in den PROLICHT-Farben ist je nach Konzept prominente Präsenz wie auch dezente Eleganz möglich. GLORIOUS SLIM besticht durch eine feine Profilbreite von nur 65 Millimeter. Alle Pendelleuchten haben einen optionalen Indirektlichtanteil.

The seemingly floating, suspended GLORIOUS light rings of the LED light family create focal points for many applications. Depending on the concept, the GLORIOUS can be designed in the PROLICHT colors to provide either a standout feature or understated elegance. GLORIOUS SLIM has an impressively fine profile width of only 65 millimeters. All pendant lights have an optional indirect light component.

LED OPTIMIZED CONSTRUCTION



In Kombination mit einer weißen Grundplatte bildet der weiße interne Reflektor eine perfekte Mischkammer. Diese schafft ein homogenes Lichtbild ohne einzeln sichtbare LED-Punkte.

In combination with a white base plate, the white internal reflector creates a perfect mixing chamber. This creates a homogeneous light pattern without individually visible LED dots.

GLORIOUS IDENTITY



Ob Texte, Symbole oder Brandings: Auf Anfrage können sämtliche Ausfräsungen rund um die gesamte Leuchte individualisiert vorgenommen werden.

Whether text, symbols or branding: all cut-outs around the entire luminaire can be customized on request.

OPAL / MICRO-PRISM DIFFUSER



Alle Leuchten können mit einem opalen Diffusor für eine gleichmäßige Lichtverteilung, oder einer mikro-prismatischen Abdeckung für einen erhöhten visuellen Komfort eingesetzt werden.

All luminaires can be used with an opal diffuser for even light distribution or a micro-prismatic cover for increased visual comfort.

DIFFERENT COLORED WIRES



Das Einspeisekabel ist in 5 verschiedenen Farben und unterschiedlichen Längen (2m / 6m) erhältlich. Vor Ort kann die Kabellänge nach Bedarf gekürzt werden.

The supply cable is available in 5 different colors and different lengths (2m / 6m). On site, the cable length can be shortened as required.

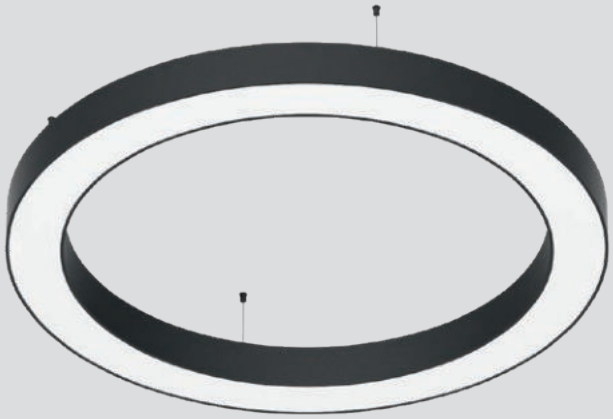

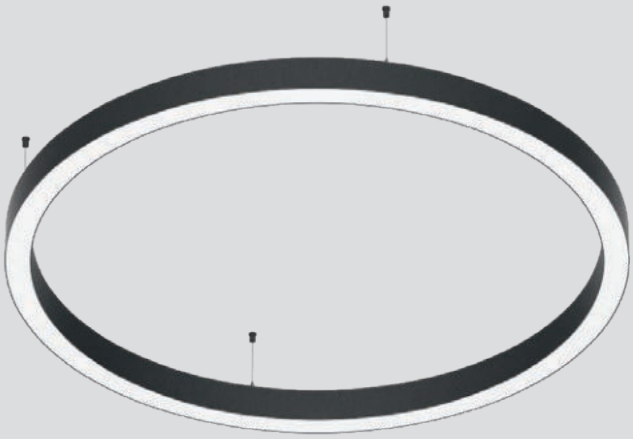

COLOR

◆ HOUSING ▲ CONE ● CANOPY

RAL Classic or any other special color on request

SHAPE

DIAMETER STANDARD | H: 120 mm

Ø 750	Ø 950	Ø 1250	Ø 1550
Ø 2100	Ø 3100	Ø 4000	Ø 5400

SLIM | H: 90 mm

Ø 800	Ø 1550	Ø 3000	Ø 5200

CABLE LENGTH mm

2000	6000

FEATURES

SUPPLY CABLE 5 COLORS

ON REQUEST

ADDITIONAL OPTIONS

- INDIVIDUAL SIZES
- SPECIAL COLOR TEMPERATURE
- SPECIAL CONTROL OPTIONS
- EMERGENCY LIGHTING
- RGB | TUNABLE WHITE
- SPECIAL DIFFUSERS

OPTICS

COLOR TEMPERATURE

- 3000 K
- 4000 K

LIGHT DISTRIBUTION

- DIRECT
- DIRECT + INDIRECT

DIFFUSER

- OPAL
- MICRO PRISM

CONTROL

- STANDARD ON | OFF
- DALI DIM



MAKE IT YOURS!

CONFIGURE ONLINE:
PROLICHT.AT/GLORIOUS



GLORIOUS

IP20 | incl. | 2000 | 50/60Hz 220-240V | CE | A++

DIMENSION MM	LED	WATT MAX.	LUMEN MAX.	CRI	ART.-NO STANDARD	ART.-NO DALI-DIM	1-29	TECHN. OPTIONS	
Ø 750 H: 120	3000 K	30.4	2820	80	410-1010	410-1012	◆	D	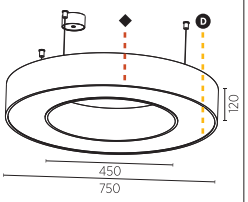
	4000 K	30.4	2980	80	410-1020	410-1022	◆	D	
Ø 750 H: 120	3000 K	45.5	4690	80	410-1013	410-1015	◆	D	
	4000 K	45.5	4950	80	410-1023	410-1025	◆	D	
Ø 950 H: 120	3000 K	45.5	4240	80	410-1060	410-1062	◆	D	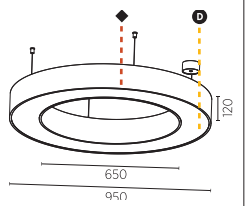
	4000 K	45.5	4480	80	410-1070	410-1072	◆	D	
Ø 950 H: 120	3000 K	65.8	6120	80	410-1063	410-1065	◆	D	
	4000 K	65.8	6460	80	410-1073	410-1075	◆	D	
Ø 1250 H: 120	3000 K	60.7	5650	80	410-1110	410-1112	◆	D	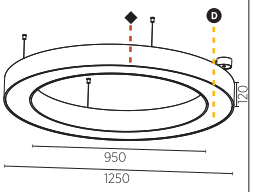
	4000 K	60.7	5970	80	410-1120	410-1122	◆	D	
Ø 1250 H: 120	3000 K	91.1	9370	80	410-1113	410-1115	◆	D	
	4000 K	91.1	9900	80	410-1123	410-1125	◆	D	
Ø 1550 H: 120	3000 K	75.9	7060	80	410-1160	410-1162	◆	D	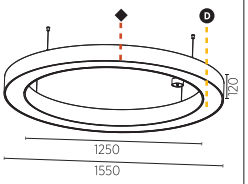
	4000 K	75.9	7460	80	410-1170	410-1172	◆	D	
Ø 1550 H: 120	3000 K	111.3	11450	80	410-1163	410-1165	◆	D	
	4000 K	111.3	12100	80	410-1173	410-1175	◆	D	
Ø 2100 H: 120	3000 K	106.3	9690	80	410-1210	410-1212	◆		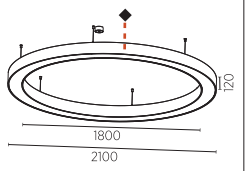
	4000 K	106.3	10240	80	410-1220	410-1222	◆		
Ø 2100 H: 120	3000 K	167.0	17360	80	410-3200	410-3202	◆		
	4000 K	167.0	18340	80	410-3210	410-3212	◆		
Ø 3100 H: 120	3000 K	161.9	14770	80	410-1260	410-1262	◆		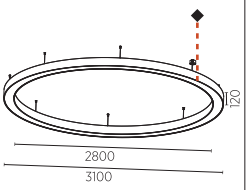
	4000 K	161.9	15600	80	410-1270	410-1272	◆		
Ø 3100 H: 120	3000 K	242.9	24990	80	410-3220	410-3222	◆		
	4000 K	242.9	26400	80	410-3230	410-3232	◆		
Ø 4000 H: 120	3000 K	202.4	18460	80	410-1310	410-1312	◆		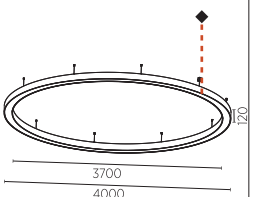
	4000 K	202.4	19500	80	410-1320	410-1322	◆		
Ø 4000 H: 120	3000 K	303.6	31240	80	410-3240	410-3242	◆		
	4000 K	303.6	33000	80	410-3250	410-3252	◆		
Ø 5400 H: 120	3000 K	283.4	25840	80	410-1360	410-1362	◆		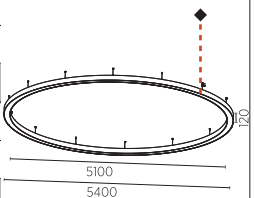
	4000 K	283.4	27300	80	410-1370	410-1372	◆		
Ø 5400 H: 120	3000 K	384.6	41130	80	410-3260	410-3262	◆		
	4000 K	384.6	43450	80	410-3270	410-3272	◆		

	...01	...02	D
	OPAL	MICRO-PRISM	DIFFUSER

ORDER EXAMPLE: ◆ D
410-1023 - 02 01
black opal

Hinweise zu technischen Angaben auf Seite 893 | *Technical data are subject to our data policy on page 893*

GLORIOUS SLIM

IP20 | incl. | 2000 | 6000 | 50/60Hz 220-240V | CE | A++

DIMENSION MM	LED	WATT MAX.	LUMEN MAX.	CRI	ART.-NO STANDARD	ART.-NO DALI-DIM	1-29	TECHN. OPTIONS
Ø 800 H: 90	3000 K	52.8	5880	80	410-6010	410-6012	◆	D ⇣
	4000 K	52.8	6130	80	410-6020	410-6022	◆	D ⇣
Ø 800 H: 90	3000 K	79.2	9830	80	410-6070	410-6072	◆	D ⇣
	4000 K	79.2	10240	80	410-6080	410-6082	◆	D ⇣
Ø 1550 H: 90	3000 K	105.6	13580	80	410-3300	410-3302	◆	D ⇣
	4000 K	105.6	14140	80	410-3310	410-3312	◆	D ⇣
Ø 1550 H: 90	3000 K	158.4	19660	80	410-6100	410-6102	◆	D ⇣
	4000 K	158.4	20480	80	410-6110	410-6112	◆	D ⇣
Ø 3000 H: 90	3000 K	211.2	27160	80	410-3320	410-3322	◆	D ⇣
	4000 K	211.2	28290	80	410-3330	410-3332	◆	D ⇣
Ø 3000 H: 90	3000 K	316.8	39320	80	410-6130	410-6132	◆	D ⇣
	4000 K	316.8	40960	80	410-6140	410-6142	◆	D ⇣
Ø 5200 H: 90	3000 K	369.6	47520	80	410-3340	410-3342	◆	D ⇣
	4000 K	369.6	49500	80	410-3350	410-3352	◆	D ⇣
Ø 5200 H: 90	3000 K	580.8	72090	80	410-6190	410-6192	◆	D ⇣
	4000 K	580.8	75090	80	410-6200	410-6202	◆	D ⇣

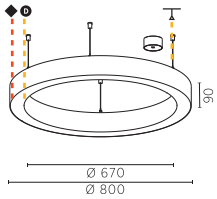

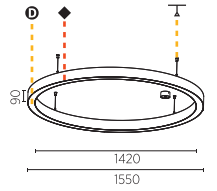

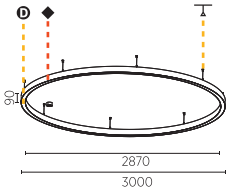

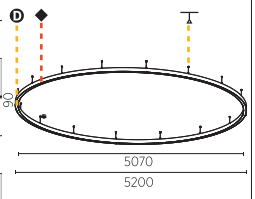

...01 OPAL | ...02 MICRO-PRISM | D DIFFUSER

SUSPENSION-CABLE colour and length

...01 ...02 ...03 ...04 ...05 2000 ...06 ...07 ...08 ...09 ...10 6000

ORDER EXAMPLE: ◆ D ⇣
410-6110 - 02 01 01
black | opal | 2000 white



MALTESER PHARMACY, GERMANY | PHOTO: FABIAN ERLER | ARCHITECT: KAI VOLLMER | PHOTO-EDITING: OLAF KONN



POLEPOSITION, AUSTRIA | PHOTO: ARMIN KUPRIJANA













GREEN SQUARE LIBRARY, AUSTRALIA | PHOTO: TOM ROE







HOLIDAY INN EXPRESS, GERMANY | PHOTO: SIERRA HOTEL MANAGEMENT





141 WALKER STREET, AUSTRALIA | PHOTO: LUC REMOND



APEC HOUSE, PAPUA NEW GUINEA | PHOTO: ROCKY ROE


APEC 2018
Papua New
Guinea
Brunei
Darussalam
Australia



PUBLIC LIBRARY DE PINTE, BELGIUM | ARCHITECT & LIGHTPLANNING: VAN WASSENHOVE ARCHITECTS





SAP CZECH REPUBLIC | PHOTO: BÁRA PRÁŠILOVÁ









HYPO TIROL BANK, AUSTRIA | PHOTO: ANDREAS WIMMER

GLORIOUS
QUANTUM



TA KUNG WEN WEI MEDIA CENTRE, CHINA | PHOTO: BRIAN ZHANG

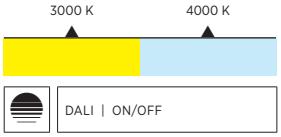

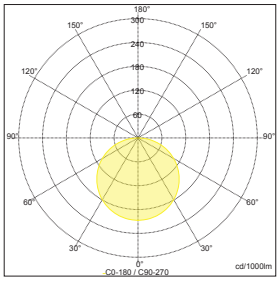

Sample:
ART. N° 410-1890- 03 01, 4000 K, OPAL, DIRECT

Die abgependelten GLORIOUS QUANTUM LED-Leuchten sind in den PROLICHT-Farben konfigurierbar und als zusätzliches Highlight durch ausgefräste Textbotschaften oder Logos individualisierbar. Zudem ist die Zuleitung, sowie der Baldachin in verschiedenen Farben verfügbar – für ein Maximum an Kreativität. Optional ist die Leuchte auch mit zusätzlicher Indirektbeleuchtung erhältlich.

The suspended GLORIOUS QUANTUM LED lights can be configured in the PROLICHT colors and, as an additional highlight, can be customized with text or logo cutouts. In addition, the supply cable and the canopy are available in different colors - for maximum creativity. The luminaire is also available with additional indirect lighting.

GLORIOUS IDENTITY



Ob Texte, Symbole oder Brandings: Auf Anfrage können sämtliche Ausfräsungen rund um die gesamte Leuchte individualisiert vorgenommen werden.

Whether text, symbols or branding: all cut-outs around the entire luminaire can be customized on request.

OPAL / MICRO-PRISM DIFFUSER



Alle Leuchten können mit einem opalen Diffusor für eine gleichmäßige Lichtverteilung, oder einer mikro-prismatischen Abdeckung für einen erhöhten visuellen Komfort eingesetzt werden.

All luminaires can be used with an opal diffuser for even light distribution or a micro-prismatic cover for increased visual comfort.

SOFT EDGE DESIGN



Der Kontrast zwischen weich geschwungenen Linien und kräftigen Konturen sorgt dafür, dass sich die Leuchte harmonisch in nahezu jedes Raumkonzept einfügt.

The contrast between softly curved lines and powerful contours ensures that the luminaire blends harmoniously into almost any room concept.

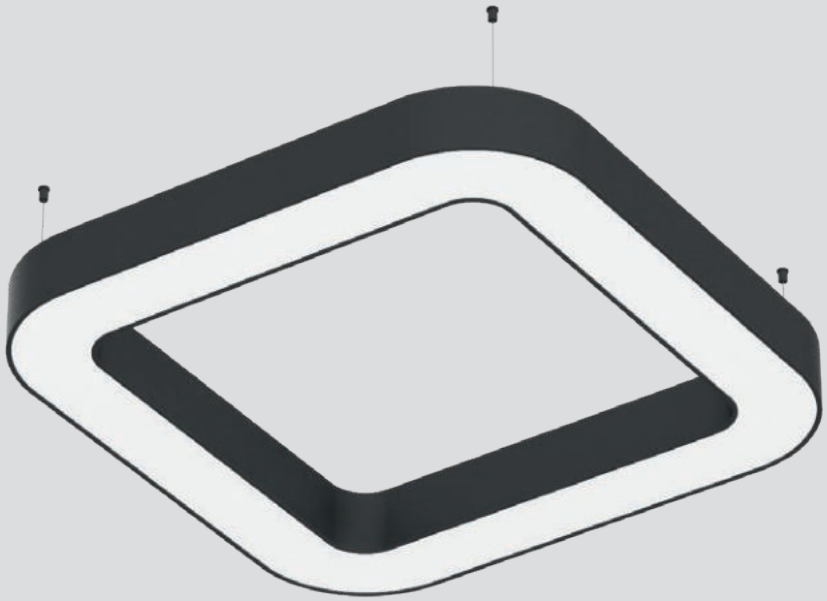

COLOR

◆ HOUSING

RAL Classic or any other special color on request

SHAPE

DIMENSION		H: 120 | mm
800x800	1100x1100	1400x1400

ON REQUEST

ADDITIONAL OPTIONS
INDIVIDUAL SIZES
SPECIAL COLOR TEMPERATURE
SPECIAL CONTROL OPTIONS
EMERGENCY LIGHTING
RGB | TUNABLE WHITE
ENGRAVING (LETTERS + SIGNS)
COLORED TEXTILE CABLE
SPECIAL DIFFUSERS

OPTICS

COLOR TEMPERATURE
3000 K
4000 K

LIGHT DISTRIBUTION
DIRECT
DIRECT + INDIRECT

DIFFUSER
OPAL
MICRO PRISM

CONTROL
STANDARD ON | OFF
DALI DIM



MAKE IT YOURS!

CONFIGURE ONLINE:
PROLICHT.AT/GLORIOUS



QUANTUM

IP20 | incl. | 2000 | 50/60Hz 220-240V | A++

DIMENSION MM	LED	WATT MAX.	LUMEN MAX.	CRI	ART.-NO STANDARD	ART.-NO DALI-DIM	1-29	TECHN. OPTIONS
800x800 H: 120	3000 K	40.5	3770	80	410-1780	410-1782	◆	D
	4000 K	40.5	3980	80	410-1790	410-1792	◆	D
800x800 H: 120	3000 K	60.7	6250	80	410-2950	410-2952	◆	D
	4000 K	60.7	6600	80	410-2960	410-2962	◆	D
1100x1100 H: 120	3000 K	60.7	5650	80	410-1830	410-1832	◆	D
	4000 K	60.7	5970	80	410-1840	410-1842	◆	D
1100x1100 H: 120	3000 K	101.2	10410	80	410-2970	410-2972	◆	D
	4000 K	101.2	11000	80	410-2980	410-2982	◆	D
1400x1400 H: 120	3000 K	81.0	7530	80	410-1880	410-1882	◆	D
	4000 K	81.0	7960	80	410-1890	410-1892	◆	D
1400x1400 H: 120	3000 K	121.4	12500	80	410-2990	410-2992	◆	D
	4000 K	121.4	13200	80	410-3000	410-3002	◆	D


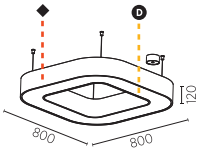


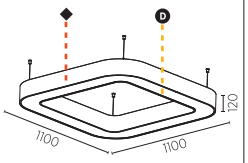

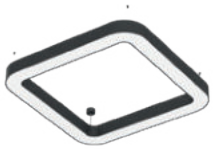
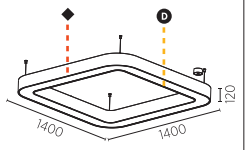

...01 OPAL | ...02 MICRO-PRISM | D DIFFUSER

ORDER EXAMPLE: ◆ D
410-2980 - 02 01
black opal



BAUER MEDIA RADIO STATION NORGE, NORWAY | PHOTO: FRANK JØRSTAD

Hinweise zu technischen Angaben auf Seite 893 | *Technical data are subject to our data policy on page 893*



BUCKINGHAM GATE - KERING OFFICE, UK | PHOTO: HOLGER

GLORIOUS
VICTORY



EYE LEVEL, CZECH REPUBLIC | PHOTO: ING.ARCH. LUBOR SLADKÝ

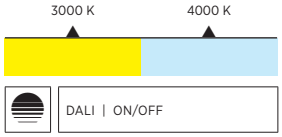

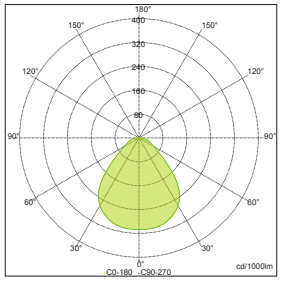

Sample:
ART. Nº 410-1730- 03 02, 3000 K,
MICRO-PRISM, DIRECT

Mit einer Anmutung von Pop-Art inszeniert GLORIOUS VICTORY außergewöhnliche Räume. Der charakteristische Look mit SOFT EDGE DESIGN macht aus der LED-Leuchte ein prägnantes Licht-Icon. Die abgependelte Leuchte ist in vielen Größen und mit unterschiedlichsten Individualisierungsoptionen, wie verschiedene Diffusoren, Indirektlichtanteil und Farbkombinationen, erhältlich.

With a pop art feel, GLORIOUS VICTORY enables extraordinary design schemes to be created. The characteristic look with SOFT EDGE DESIGN turns the LED light into a striking light icon. The pendant luminaire is available in many sizes and with a wide variety of customization options, such as different diffusers, indirect light and color combinations.

GLORIOUS IDENTITY



Ob Texte, Symbole oder Brandings: Auf Anfrage können sämtliche Ausfräsungen rund um die gesamte Leuchte individualisiert vorgenommen werden.

Whether text, symbols or branding: all cut-outs around the entire luminaire can be customized on request.

OPAL / MICRO-PRISM DIFFUSER



Alle Leuchten können mit einem opalen Diffusor für eine gleichmäßige Lichtverteilung, oder einer mikro-prismatischen Abdeckung für einen erhöhten visuellen Komfort eingesetzt werden.

All luminaires can be used with an opal diffuser for even light distribution or a micro-prismatic cover for increased visual comfort.

SOFT EDGE DESIGN



Der Kontrast zwischen weich geschwungenen Linien und kräftigen Konturen sorgt dafür, dass sich die Leuchte harmonisch in nahezu jedes Raumkonzept einfügt.

The contrast between softly curved lines and powerful contours ensures that the luminaire blends harmoniously into almost any room concept.



COLOR

◆ HOUSING ▲ CONE ● CANOPY

RAL Classic or any other special color on request

SHAPE

DIMENSION			mm
L: 800 H: 120	L: 1100 H: 120	L: 1400 H: 120	

ON REQUEST

ADDITIONAL OPTIONS
INDIVIDUAL SIZES
SPECIAL COLOR TEMPERATURE
SPECIAL CONTROL OPTIONS
EMERGENCY LIGHTING
RGB | TUNABLE WHITE
SPECIAL DIFFUSERS

OPTICS

CCT	COLOR TEMPERATURE
	3000 K
	4000 K

LIGHT DISTRIBUTION
DIRECT
DIRECT + INDIRECT

DIFFUSER
OPAL
MICRO PRISM

CONTROL
STANDARD ON | OFF
DALI DIM



MAKE IT YOURS!

CONFIGURE ONLINE:
PROLICHT.AT/GLORIOUS



VICTORY

IP20 | incl. | 2000 | 50/60Hz 220-240V | A++

DIMENSION MM	LED	WATT MAX.	LUMEN MAX.	CRI	ART.-NO STANDARD	ART.-NO DALI-DIM	1-29	TECHN. OPTIONS
L: 800 H: 120	3000 K	30.4	2820	80	410-1630	410-1632	◆	D
	4000 K	30.4	2980	80	410-1640	410-1642	◆	D
L: 800 H: 120	3000 K	50.6	5210	80	410-3010	410-3012	◆	D
	4000 K	50.6	5500	80	410-3020	410-3022	◆	D
L: 1100 H: 120	3000 K	45.5	4240	80	410-1680	410-1682	◆	D
	4000 K	45.5	4480	80	410-1690	410-1692	◆	D
L: 1100 H: 120	3000 K	75.9	7810	80	410-3030	410-3032	◆	D
	4000 K	75.9	8250	80	410-3040	410-3042	◆	D
L: 1400 H: 120	3000 K	60.7	5650	80	410-1730	410-1732	◆	D
	4000 K	60.7	5970	80	410-1740	410-1742	◆	D
L: 1400 H: 120	3000 K	91.1	9370	80	410-3050	410-3052	◆	D
	4000 K	91.1	9900	80	410-3060	410-3062	◆	D



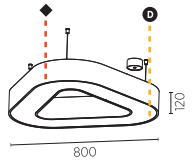



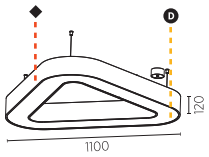



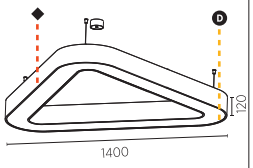

...01 OPAL | ...02 MICRO-PRISM | D DIFFUSER

ORDER EXAMPLE: ◆ D
410-3040 - 02 01
black opal



MICROSOFT, CZECH REPUBLIC | PHOTO: BARA PRAŠILOVÁ

Hinweise zu technischen Angaben auf Seite 893 | *Technical data are subject to our data policy on page 893*



EYE LEVEL, CZECH REPUBLIC | PHOTO: INGARCH, LUBOR SLADKÝ

HADI
BY HADI TEHERANI



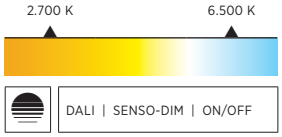

DALI | SENSO-DIM | ON/OFF

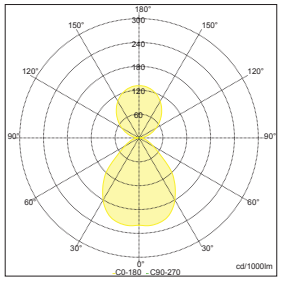

Sample:
ART. N° 410-8052 DIRECT/INDIRECT, 4000 K

Ihren Namen verdankt die neueste Office -Leuchte von PROLICHT ihrem Designer Hadi Teherani. Als HADI-M und HADI-Q ist die leistungsstarke Flächenleuchte in zwei unterschiedlichen Formen erhältlich und eignet sich, um bis zu zwei Arbeitsplätze perfekt auszuleuchten. Optionale Features wie die automatische Sensor-Steuerung oder indirekte Beleuchtung mit Tunable White machen HADI zum idealen Allrounder in jedem Büro.

The latest PROLICHT office luminaire owes its name to its designer, Hadi Teherani. This powerful panel light is available in two different shapes, HADI-M and HADI-Q, and is suitable for perfectly illuminating up to two workstations. Optional features such as automatic sensor control or indirect lighting with Tunable White make HADI the ideal all-rounder in every office.

ULTRA-FLAT DESIGN



Das flache Aluminium-Gehäuse misst an seinem Rahmen mit abgerundeten Ecken lediglich 16 mm Höhe und fügt sich perfekt in jede Büro-Architektur ein. Die Gesamthöhe der Leuchte misst nur 48 mm.

The ultra-flat, aluminum housing with rounded edges is only 16 mm thick and integrates perfectly into any office architecture. The total depth of the luminaire is just 48 mm.

OFFICE PERFORMANCE



Der integrierte mikroprismatischen Diffusor in Kombination mit Edge-Light-Technologie bietet ein Maximum an Effizienz und eine homogene Ausleuchtung mit einem UGR-Wert <19.

With its micro-prismatic sandwich diffuser, the integrated Edge Light technology offers maximum efficiency and homogeneous illumination with a UGR of <19.

INDIRECT LIGHTING



HADI ist in verschiedenen Varianten mit indirekter Beleuchtung erhältlich. Das Sortiment umfasst eine Version mit Tunable White Indirektbeleuchtung mit Farbtemperaturen von 2.700 K bis 6.500 K.

HADI is available in different versions with indirect lighting. The range includes a version with Tunable White indirect light, offering color temperatures between 2.700 K to 6.500 K.

SMART SENSOR CONTROL



Ein optionaler Sensor kann die Leuchteneinstellung automatisch an veränderte Lichtbedingungen anpassen. Mit DALI kann der Sensor auch die Steuerung anderer Leuchten übernehmen.

An optional sensor can automatically adapt the luminaire's settings to changing light conditions. In a DALI installation, the sensor for one fitting can also take over the control of other luminaires.



COLOR

◆ HOUSING ▲ BONE ● CANOPY ■ SENSOR

RAL Classic or any other special color on request

SHAPE

DIMENSION	HADI-Q | mm
	1403x240
	HADI-M | mm
	1242x240

CABLE LENGTH	mm
2000	6000

FEATURES

SMART TECHNOLOGY
SENSOR
SENSOR WITH REMOTE CONTROL

SUPPLY CABLE	5 COLORS

ON REQUEST

ADDITIONAL OPTIONS
SPECIAL COLOR TEMPERATURE
SPECIAL CONTROL OPTIONS

OPTICS

CCT COLOR TEMPERATURE
3000 K
4000 K
TUNABLE WHITE (FOR INDIRECT LIGHTING)

LIGHT DISTRIBUTION
DIRECT
DIRECT + INDIRECT
DIRECT + INDIRECT SEPARATE SWITCHABLE

CONTROL
STANDARD ON | OFF
DALI
SENSO DIM









MAKE IT YOURS!

CONFIGURE ONLINE:
PROLICHT.AT/HADI



HADI
BY HADI TEHERANI

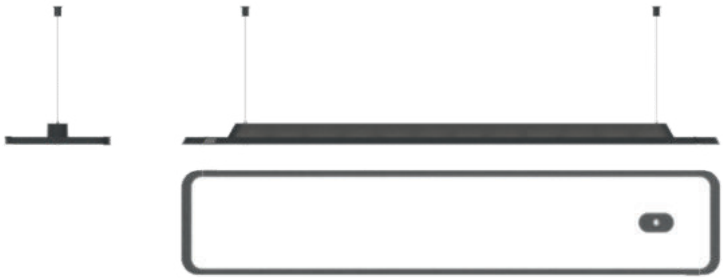

HADI-M

Modern und dennoch zeitlos.
Minimalistisch und dennoch leistungsstark.
Ein einzigartiges Design-Stück als Understatement.

Modern, yet timeless.
Minimalistic and powerful.
A unique masterpiece of design and understatement.



HADI-Q

Ein dynamisches Kunstwerk.
Ungewöhnlich. Anders als alles Andere.
Designed für diejenigen, die das Besondere schätzen.

A dynamic piece of art.
Unusual. Different, like nothing else.
Designed for the ones who expect the extraordinary.

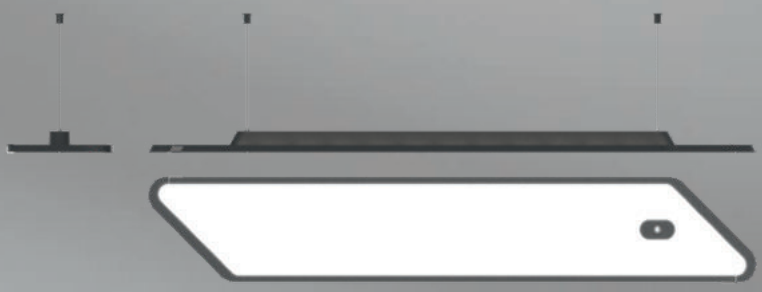

DESIGN MEETS PERFORMANCE.



PHOTO: ARMIN KUPRIAN



EFFICIENCY AND COMFORT

Dank seiner hervorragenden Effizienz von bis zu 87% kann eine einzige HADI-Leuchte zwei Arbeitstische beleuchten und so den Stromverbrauch für das gewünschte Beleuchtungsniveau minimieren.

Ihr CRI > 90 in Kombination mit erzielten UGR-Werten < 19 und ihre perfekt homogene Abstrahlfläche machen HADI zur idealen Lösung für ergonomisches und modernes Arbeiten – nicht zuletzt dank optional erhältlicher Indirekt-Beleuchtung mit Tunable White.

Thanks to its outstanding efficiency, up to 87%, one single HADI can illuminate two working desks, minimizing the power consumption for the desired lighting level.

Its CRI > 90, combined with UGR < 19 and its perfectly homogeneous emitting surface make the HADI the ideal solution for comfortable office space, especially in one of the many available versions featuring indirect lighting, the final ingredient for the perfect atmosphere.



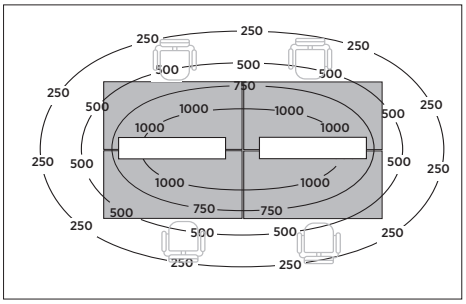

AVAILABLE VARIANTS

DIRECT LIGHT



3000 | 4000K

Power: 38W

DIRECT: up 4660lm

DIRECT / INDIRECT SYNCHRONOUS



3000 | 4000K

Power: 77W

DIRECT: up to 3185lm
INDIRECT: up to 2825lm

DIRECT + INDIRECT INDEPENENT



3000 | 4000K

Power: 69W

DIRECT: up to 4660lm
INDIRECT: up to 3020lm
Seperately switchable

DIRECT + TUNABLE INDIRECT INDEPENDENT



DIRECT: 3000 | 4000K
INDIRECT: 2700-6500K
Power: 69W

DIRECT: up to 4660lm
INDIRECT: up to 2890lm
Seperately switchable



INSPIRATION | NEWTURE.MEDIA

HADI is also available as a special module for HYPRO and HYPRO-X

HADI-M

IP20 incl. 2000 6000 50/60Hz 220-240V A++



DIMENSION MM		WATT MAX.	LUMEN MAX.	CRI	ART.-NO STANDARD	ART.-NO DALI-DIM	1-29	1-29	1-29	TECHN. OPTIONS
1242 x 240		38	4660	90	410-8000	410-8002	◆	▲	●	CCT ⇣ ⊤
1242 x 240		77	6010	90	410-8020	410-8022	◆	▲	●	CCT ⇣ ⊤

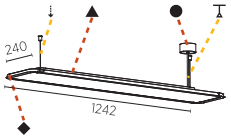

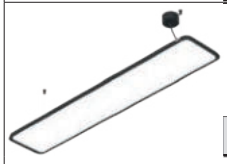

1242 x 240		69	7680	90	410-8040	410-8042	◆	▲	●	CCT ⇣ ⊤ CCTi
1242 x 240		69	7550	90		410-8062	◆	▲	●	CCT ⇣ ⊤

TUNABLE WHITE

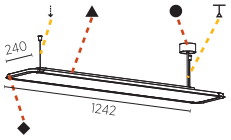

CCT 30 40 (3000 K 4000 K)

SUSPENSION 01 02 (2000 mm 6000 mm)

FEED CABLE 01 02 03 04 05 6000 2000 / 06 07 08 09 10

CCTi 30 40 (3000 K 4000 K)

◆ ▲ ● CCT ⇣ ⊤
410-8022 03 03 03 30 01 04
white white white 3000 2000 2000 red

HADI-M SENSOR

IP20 incl. 2000 6000 50/60Hz 220-240V A++



DIMENSION MM		WATT MAX.	LUMEN MAX.	CRI	ART.-NO SENSOR RC	ART.-NO SENSOR CS	1-29	1-29	1-29	1-29	TECHN. OPTIONS
1242 x 240		38	4660	90	410-8010		◆	▲	●	■	CCT ⇣ ⊤
1242 x 240		38	4660	90		410-8012	◆	▲	●	■	CCT ⇣ ⊤
1242 x 240		77	6010	90	410-8030		◆	▲	●	■	CCT ⇣ ⊤
1242 x 240		77	6010	90		410-8032	◆	▲	●	■	CCT ⇣ ⊤

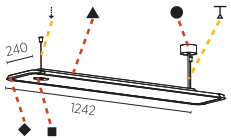

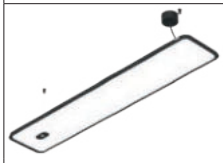

1242 x 240		69	7680	90	410-8050		◆	▲	●	■	CCT ⇣ ⊤ CCTi
1242 x 240		69	7680	90		410-8052	◆	▲	●	■	CCT ⇣ ⊤ CCTi
		69	7550	90		410-8072	◆	▲	●	■	CCT ⇣ ⊤

TUNABLE WHITE

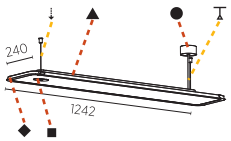

CCT 30 40 (3000 K 4000 K)

SUSPENSION 01 02 (2000 mm 6000 mm)

FEED CABLE 01 02 03 04 05 6000 2000 / 06 07 08 09 10

CCTi 30 40 (3000 K 4000 K)

410- ◆ ▲ ● ■ CCT ⇣ ⊤
8030 03 03 03 03 40 02 06
white white white white 4000 6000 6000 red

Hinweise zu technischen Angaben auf Seite 893 | *Technical data are subject to our data policy on page 893*



INSPIRATION | VIEWTURE.MEDIA

HADI-Q

IP20 incl. 2000 6000 50/60Hz 220-240V A++

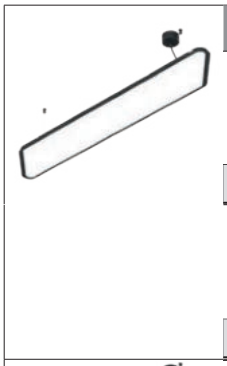

DIMENSION MM		WATT MAX.	LUMEN MAX.	CRI	ART.-NO STANDARD	ART.-NO DALI-DIM	1-29	1-29	1-29	TECHN. OPTIONS
1403 x 240		38	4660	90	410-8080	410-8082	◆	▲	●	CCT
1403 x 240		77	6010	90	410-8100	410-8102	◆	▲	●	CCT
1403 x 240		69	7680	90	410-8120	410-8122	◆	▲	●	CCT CCTi
1403 x 240		69	7550	90		410-8142	◆	▲	●	CCT

TUNABLE WHITE

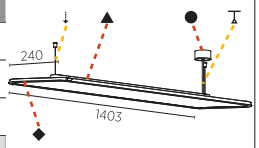

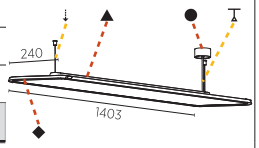

CCT 30 40 3000 K 4000 K | SUSPEN-SION 01 02 2000 mm 6000 mm | FEED CABLE 01 02 03 04 05 06 07 08 09 10 6000 2000 | CCTi 30 40 3000 K 4000 K

◆ ▲ ● CCT
410-8142 03 03 03 30 01 04
white white white 3000 2000 2000 red

HADI-Q SENSOR

IP20 incl. 2000 6000 50/60Hz 220-240V A++

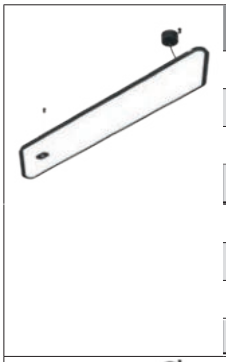

DIMENSION MM		WATT MAX.	LUMEN MAX.	CRI	ART.-NO SENSOR RC	ART.-NO SENSOR CS	1-29	1-29	1-29	1-29	TECHN. OPTIONS
1403 x 240		38	4660	90	410-8090		◆	▲	●	■	CCT
1403 x 240		38	4660	90		410-8092	◆	▲	●	■	CCT
1403 x 240		77	6010	90	410-8110		◆	▲	●	■	CCT
1403 x 240		77	6010	90		410-8112	◆	▲	●	■	CCT
1403 x 240		69	7680	90	410-8130		◆	▲	●	■	CCT CCTi
1403 x 240		69	7680	90		410-8132	◆	▲	●	■	CCT CCTi
		69	7550	90		410-8152	◆	▲	●	■	CCT

TUNABLE WHITE

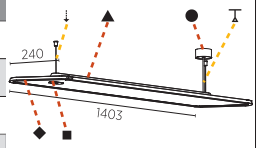

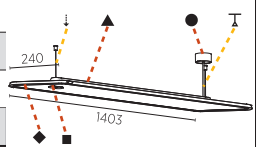

CCT 30 40 3000 K 4000 K | SUSPEN-SION 01 02 2000 mm 6000 mm | FEED CABLE 01 02 03 04 05 06 07 08 09 10 6000 2000 | CCTi 30 40 3000 K 4000 K

◆ ▲ ● ■ CCT
410-8112 03 03 03 03 40 02 06
white white white white 4000 6000 6000 red

Hinweise zu technischen Angaben auf Seite 893 | *Technical data are subject to our data policy on page 893*



INSPIRATION | VIEWTURE:MEDIA



INSPIRATION | VIEWTURE.MEDIA



4.2

PENDEL SUSPENDED

STRAHLER
SPOTLIGHTS

4.2

PENDEL | SUSPENDED
STRAHLER | SPOTLIGHTS

INVADER › 696, 706

HANGOVER 40
RECESSED
700

HANGOVER 40
SURFACE
700

HANGOVER 75
RECESSED
702

HANGOVER 75
SURFACE
703


HANGOVER PLUG
30 RECESSED
708 **NEW**


HANGOVER PLUG
30 SURFACE
708 **NEW**


HANGOVER PLUG
30 SHINE REC.
709 **NEW**


HANGOVER PLUG
30 SHINE SURF.
709 **NEW**


HANGOVER PLUG
40 RECESSED
710 **NEW**


HANGOVER PLUG
40 SURFACE
710 **NEW**


HANGOVER PLUG
75 RECESSED
712 **NEW**


HANGOVER PLUG
75 SURFACE
712 **NEW**

SNOOKER › 714


SNOOKER
RECESSED
718 **NEW**


SNOOKER
SURFACE
718 **NEW**

4.2
4.3
4.4
5.1

INVADER
HANGOVER



STADTGALLERIE SCHWAZ, AUSTRIA | PHOTO: SIMON FISCHBACHER

2700 K | 3000 K | 4000 K

DALI | CASAMBI | PUSH-DIM
PHASE-CUT | ON/OFF

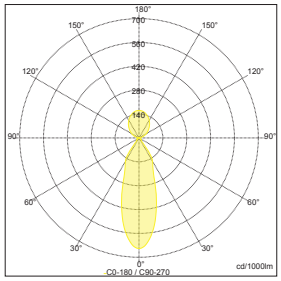

Sample:
ART. N° 410-7600- DIRECT/INDIRECT, 3000 K, 36°

Als Pendelleuchte überzeugt INVADER HANGOVER mit der gleichen farblichen Gestaltungsvielfalt wie die anderen INVADER-Strahler. Zusätzlich lässt sich bei der abgehängten Version das Stromführungskabel farblich anpassen. Zwei Strahlerkopfgrößen und die moderne Reflektortechnik bieten exakt planbare Lichtstimmungen. Für die Variante mit 75 mm Durchmesser ist ein LENS PACK erhältlich.

As a pendant luminaire INVADER HANGOVER impresses with the same range of color design options as the other INVADER spotlights. In addition, the power supply cable for the suspended version comes in different colors. Two spotlight head sizes and modern reflector technology enable lighting moods to be planned in detail. A LENS PACK is available for the 75 mm variant.

MAKE IT YOURS!



Der INVADER kann durch die Auswahl der Außenkegel- und sogar der Stromkabelfarbe, der LED, der CCT sowie des Lichtstrahlwinkels konfiguriert und individuell gestaltet werden.

INVADER can be configured and tailored by selecting the color of the outside and the cone, the LED, the CCT, the beam angle and even the color of the power feed cable.

KORONA CONE EFFECT



Der tiefe Reflektor leitet das Licht effektiv an dem Kegel vorbei, ohne dabei die Lichtfarbe zu verändern. Für den Kegel stehen allew 25 PROLICHT-Farben zur Auswahl.

The deep reflector directs the light effectively past the cone without changing the light color. The cone can be customized in any of the 25 PROLICHT colors.

DIRECT | INDIRECT

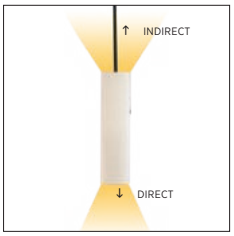

INVADER HANGOVER ist in zwei Versionen verfügbar: Als Strahler mit einer reinen Direktbeleuchtung oder in Kombination aus direkter und indirekter Beleuchtung.

The INVADER HANGOVER is available in two versions: as spotlights with pure direct lighting or as a combination of direct and indirect lighting.

KORONA SHINE



Die Leuchte kann mit einem leuchtenden Ring in einer von 6 Farben ausgestattet werden. KORONA SHINE setzt farbige Akzente und atmosphärische Highlights.

The luminaire can be equipped with a luminous ring in one of 6 colors. KORONA SHINE creates colorful accents and atmospheric highlights.



PHOTO: ARMIN KUPRIAN

COLOR

◆ HOUSING ▲ CONE ● CANOPY

RAL Classic or any other special color on request

SHAPE

DIAMETER

Ø 28 mm | Ø 40 mm | Ø 75 mm

LENGTH

150 mm | 300 mm | 450 mm

CABLE LENGTH

2000 mm | 4000 mm

OPTICS

COLOR TEMPERATURE

2700 K

3000 K

4000 K

LIGHT DISTRIBUTION

DIRECT

DIRECT + INDIRECT

BEAM ANGLES

20° |40° | 50° | 60° REFLECTORS

9° | 24° | 32°| 39° | 58° LENS

34° | 55° LFO LENS (MICRO DOT)

CONTROL

STANDARD ON | OFF

DALI DIM

PUSH DIM

CASAMBI

PHASE CUT

FEATURES

SHINE RING 6 COLORS

KORONA CONE 25 COLORS

TEXTILE CABLE 4 COLORS

DIFFUSER INDIRECT 6 COLORS









ON REQUEST

ADDITIONAL OPTIONS

INDIVIDUAL SIZES

SPECIAL COLOR TEMPERATURE

SPECIAL CONTROL OPTIONS

SPECIAL BEAM ANGLES

SPECIAL LED

MAKE IT YOURS!

CONFIGURE ONLINE:
PROLICHT.AT/HANGOVER





TAKO ASIAN RESTAURANT, SWEDEN | PHOTO: FELIX GERLACH



HANGOVER 40 + CANOPY RECESSED

› 858 | CRI 90 | IP20 | excl. | 18V | 500mA | max. 6000 | A++

DIMENSION MM	WATT	LUMEN MAX.	ART.-Nº STANDARD	1-29	1-29	1-29	TECHNIC OPTIONS
Ø40 L:150	9	842	410-7830	◆	▲	●	CCT
Ø40 L:300	9	842	410-7840	◆	▲	●	CCT
Ø40 L:450	9	842	410-7850	◆	▲	●	CCT

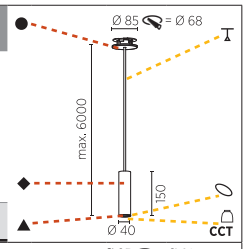

CCT: 27 (2700 K) 30 (3000 K) 40 (4000 K)

REFLECTOR: FWHM 40 (40°) 50 (50°)

SHINERING X: 00 01 02 03 04 05 06

SUSP. CABLE COLOR+LENGTH: 01 02 03 04 06 07 08 09 — 2000 / 6000

O. EXAMPLE: ◆ ▲ ● CCT 27 40 04 08
410-7850- 03 03 03 dir.: 2700K 40° red 6000 mm orange

HANGOVER 40 + CANOPY SURFACE

CRI 90 | IP20 | incl. | 50/60Hz 220-240V | max. 6000 | A++

DIMENSION MM	WATT	LUMEN MAX.	ART.-Nº STANDARD	ART.-Nº DALI-DIM	1-29	1-29	1-29	TECHNIC OPTIONS
Ø40 L:150	10	842	410-7800	410-7802	◆	▲	●	CCT
Ø40 L:300	10	842	410-7810	410-7812	◆	▲	●	CCT
Ø40 L:450	10	842	410-7820	410-7822	◆	▲	●	CCT

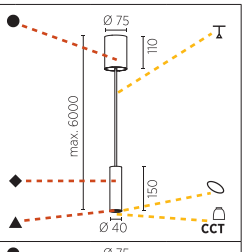

CCT: 27 (2700 K) 30 (3000 K) 40 (4000 K)

REFLECTOR: FWHM 40 (40°) 50 (50°)

SHINERING X: 00 01 02 03 04 05 06

SUSP. CABLE COLOR+LENGTH: 01 02 03 04 06 07 08 09 — 2000 / 6000

O. EXAMPLE: ◆ ▲ ● CCT 27 40 00 04
410-7812 - 03 03 03 dir.: 2700K 40° no ring 2000 mm red

Hinweise zu technischen Angaben auf Seite 893 | *Technical data are subject to our data policy on page 893*



LICHTWERTE FRANKFURT GMBH | PHOTO: ALEXANDER SCHWARZ

HANGOVER 75 + CANOPY RECESSED

CRI 90 | IP20 | incl. | 50/60Hz | 220-240V | max. 6000 | A++

DIMENSION MM	WATT	LUMEN MAX.	STANDARD	ART.-Nº DALI-DIM	CASAMBI	1-29	1-29	1-29	TECHNIC OPTIONS
Ø75 L:150	10	923	410-7650			◆	▲	●	CCT
Ø75 L:150	10	911	410-7660			◆	▲	●	CCT CCTi
Ø75 L:300	10	923	410-7670	410-7672	410-7673	◆	▲	●	CCT
Ø75 L:300	20	1821	410-7680	410-7682	410-7683	◆	▲	●	CCT CCTi
Ø75 L:300	20	1821	410-7710	410-7712	410-7713	◆	▲	●	CCT CCTi
Ø75 L:450	20	1638	410-7690	410-7692	410-7693	◆	▲	●	CCT
Ø75 L:450	20	1821	410-7700	410-7702	410-7703	◆	▲	●	CCT CCTi
Ø75 L:450	30	2535	410-7720	410-7722	410-7723	◆	▲	●	CCT CCTi

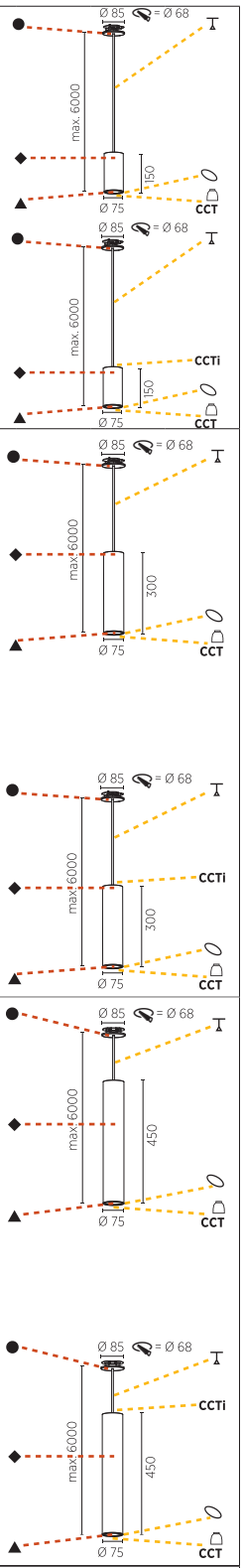

CCT C. TEMP.: 27 30 40 — 2700K 3000K 4000K

CCTi 27 30 40

REFLECTOR FWHM 18 36 52 — 18° 36° 52°

SHINERING X 00 01 02 03 04 05 06

SUSP. CABLE COLOR+LENGTH 01 02 03 04 (2000) / 06 07 08 09 (6000)

O. EXAMPLE: ◆ ▲ ● CCT CCTi — **410-7680- 03 03 03 27 40 00 07 40**

03: white | 03: white | 03: white | 27: dir.: 2700K | 40: 40° | 00: no ring | 07: 6000 mm black | 40: ind.: 4000K white

KANN-ZUBEHÖR › CAN-HAVE ACCESSORY

DIMENSION MM	ART.-NO STANDARD	1-6
Ø71	800-1080Y	◆
Ø71	800-1080O	◆
Ø71	800-1080R	◆
Ø71	800-1080B	◆
Ø71	800-1080G	◆



INDIREKT DIFFUSOR
INDIRECT DIFFUSER

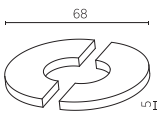

Hinweise zu technischen Angaben auf Seite 893 | *Technical data are subject to our data policy on page 893*

HANGOVER 75 + CANOPY SURFACE

CRI 90 | IP20 | incl. | 50/60Hz 220-240V | max. 6000 | CE | A++

DIMENSION MM	WATT	LUMEN MAX.	STANDARD	ART.-Nº DALI-DIM	CASAMBI	1-29	1-29	1-29	TECHNIC OPTIONS
Ø75 L:150	10	923	410-7550			◆	▲	●	CCT
Ø75 L:150	10	911	410-7560			◆	▲	●	CCT CCTi
Ø75 L:300	10	923	410-7570	410-7572	410-7573	◆	▲	●	CCT
Ø75 L:300	20	1821	410-7580	410-7582	410-7583	◆	▲	●	CCT CCTi
Ø75 L:300	20	1821	410-7610	410-7612	410-7613	◆	▲	●	CCT CCTi
Ø75 L:450	20	1638	410-7590	410-7592	410-7593	◆	▲	●	CCT
Ø75 L:450	20	1821	410-7600	410-7602	410-7603	◆	▲	●	CCT CCTi
Ø75 L:450	30	2535	410-7620	410-7622	410-7623	◆	▲	●	CCT CCTi

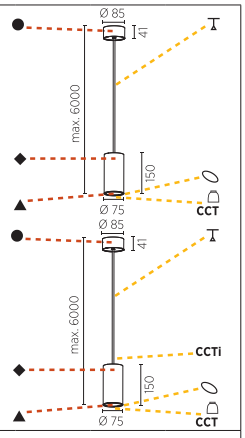

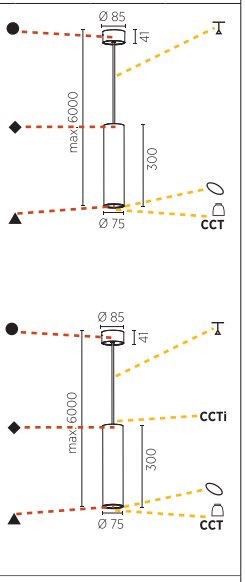

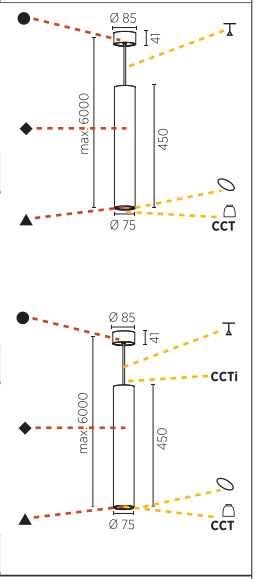

CCT 27 30 40 (C. TEMP.: 2700K 3000K 4000K)
CCTi 27 30 40

REFLECTOR FWHM 18 36 52 (18° 36° 52°)

SHINERING X 00 01 02 03 04 05 06

SUSP. CABLE COLOR+LENGTH 01 02 03 04 (2000) 06 07 08 09 (6000)

O. EXAMPLE: ◆ ▲ ● CCT ⬠ ⬭ CCTi
410-7600- 03 03 03 27 40 02 10 40
03 white, 03 white, 03 white, 27 dir.: 2700K, 40 40°, 02 yellow, 10 transpar. 6000 mm, 40 incl. 4000K

KANN-ZUBEHÖR › CAN-HAVE ACCESSORY



INDIREKT DIFFUSOR
INDIRECT DIFFUSER

DIMENSION MM	ART.-NO STANDARD	1-6
Ø71	800-1080Y	◆
Ø71	800-1080O	◆
Ø71	800-1080R	◆
Ø71	800-1080B	◆
Ø71	800-1080G	◆

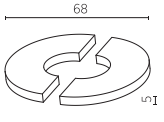



HOTEL DAS MEI, AUSTRIA | PHOTO: ARMIN KUPRIAN



MOBILITY, SWITZERLAND | PHOTO: RITA PAUCHARD



VAL BLU RESORT - SPORT HOTEL SPA, AUSTRIA | PHOTO: ALBRECHT IMANUEL SCHNABEL

INVADER
HANGOVER PLUG



2700 K | 3000 K | 4000 K

DALI | CASAMBI | PUSH-DIM
PHASE-CUT | ON/OFF

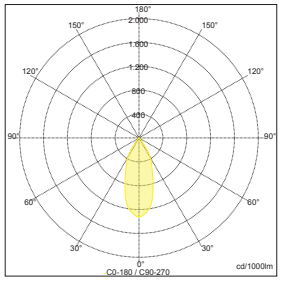

Sample:
ART. N° 420-1639, 4000 K, 32°

Das neueste Modell der INVADER-Serie ist INVADER HANGOVER PLUG mit Ein- oder Anbau-Baldachin. Die Pendelleuchte ist mit dem Bajonettverschluss von SNOOKER ausgestattet. Durch das ausgeklügelte Docking-System lässt sie sich sehr einfach verstellen, fixieren und austauschen. HANGOVER PLUG ergänzt die Vielfalt der Serie um eine weitere stilvolle Variante im konsequent durchgängigen INVADER-Design.

The latest model in the INVADER series is the INVADER HANGOVER PLUG with a recessed or surface-mounted canopy. The pendant luminaire is equipped with the SNOOKER bayonet lock. The ingenious docking system makes it very easy to adjust, mount and replace. HANGOVER PLUG supplements the diversity of the series with another stylish variant in the consistently harmonized INVADER design.

PLUG & PLAY DOCKING SYSTEM



Ein ausgeklügeltes Docking-System garantiert den schnellen Austausch und die rasche Verriegelung der verschiedenen Leuchten. Die Seillänge lässt sich durch Aufwickeln im Baldachin verändern.

An ingenious docking system guarantees rapid changing and locking of the different lights. The cable length can be changed by winding it up inside the canopy.

ADVANCED LENS TECHNOLOGY

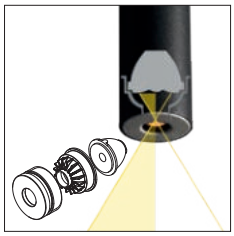

Die integrierte Linsenoptik ermöglicht Ausstrahlwinkel zwischen 24° und 58°. Die verfügbaren Varianten mit LFO-Technologie von Bartenbach (34° oder 55°) bieten maximale Wirkung bei minimaler Lichtaustrittsöffnung.

The integrated lens optics allow beam angles between 24° and 58°. The available variants with LFO technology from Bartenbach (34° or 55°) offer maximum effect with a minimal light emission opening.

KORONA CONE & KORONA SHINE



Mit KORONA Cone Einsätzen in 25 Farben lassen sich in der Raumgestaltung farbig leuchtende Akzente setzen. Die Variante mit KORONA SHINE Ring setzt ein zusätzliches Statement in 6 verfügbaren Farben.

With Korona Cone inserts in 25 colors, brightly colored accents can be created in the interior design. The version with KORONA SHINE ring adds an additional statement in 6 available colors.

CASAMBI & PHASE-CUT

Die INVADER HANGOVER-Leuchten sind mit unterschiedlichsten Dimm-Möglichkeiten ausgestattet: Die erhältlichen Varianten mit DALI-Dim und CASAMBI unterstützen darüber hinaus auch Push-Dim.

The INVADER HANGOVER luminaires are available with a wide range of dimming options: The available versions with DALI-Dim and CASAMBI also support Push-Dim.



PHOTO: ARMIN KUPRIAN

COLOR

◆ HOUSING ▲ CONE ● CANOPY

RAL Classic or any other special color on request

SHAPE

DIAMETER		mm
Ø 28	Ø 40	Ø 75
LENGTH		mm
150	300	150
CABLE LENGTH		mm
	2000	6000

FEATURES

SHINE RING	6 COLORS
KORONA CONE	25 COLORS
COAX CABLE	5 COLORS
DIFFUSER INDIRECT	6 COLORS

ON REQUEST

ADDITIONAL OPTIONS
INDIVIDUAL SIZES
SPECIAL COLOR TEMPERATURE
SPECIAL CONTROL OPTIONS
SPECIAL BEAM ANGLES

OPTICS

CCT COLOR TEMPERATURE
2700 K
3000 K
4000 K

LIGHT DISTRIBUTION
DIRECT
DIRECT + INDIRECT

BEAM ANGLES
24°/ 32°/ 58° LENS
34° / 55° LFO LENS (MICRO DOT)

CONTROL
STANDARD ON | OFF
DALI DIM
PUSH DIM
CASAMBI
PHASE CUT









MAKE IT YOURS!

CONFIGURE ONLINE:
PROLICHT.AT/HANGOVER



HANGOVER PLUG 30 + CANOPY RECESSED

› 858 **IP20** CRI 90 excl. 0,5m 12V 500mA max. 4000 A++

DIMENSION MM	LED	WATT	LUMEN MAX.	CRI	ART.-N° STANDARD	1-29	1-29	1-29	TECHN. OPTIONS		
Ø28 H: 150	2700 K	7	328	90	420-1660	◆	▲	●			
	3000 K	7	363	90	420-1661	◆	▲	●			
	4000 K	7	386	90	420-1662	◆	▲	●			
Ø28 H: 300	2700 K	7	328	90	420-1667	◆	▲	●			
	3000 K	7	363	90	420-1668	◆	▲	●			
	4000 K	7	386	90	420-1669	◆	▲	●			
Ø28 H: 450	2700 K	7	328	90	420-1674	◆	▲	●			
	3000 K	7	363	90	420-1675	◆	▲	●			
	4000 K	7	386	90	420-1676	◆	▲	●			

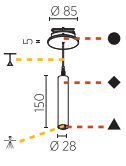

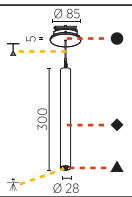

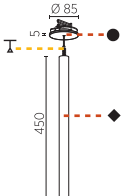

LENS ...24 24° ...32 32° ...58 58° STANDARD ...34 34° ...55 55° LFO

SUSP. CABLE COLOR+LENGTH 01 02 03 04 05 06 07 08 09 10 2000 4000

ORDER EXAMPLE: ◆ ▲ ● 🚶 ⊤ **420-1662 - 03 03 03 34 02**
white white white 34° lfo black 4 m

HANGOVER PLUG 30 + CANOPY SURFACE

IP20 CRI 90 incl. 0,5m 500mA max. 4000 A++

DIMENSION MM	LED	WATT	LUMEN MAX.	STANDARD PHASE CUT	DALI-DIM PUSH DIM	CASAMBI PUSH DIM	1-29	1-29	1-29	TECHN. OPTIONS	
Ø28 H: 150	2700 K	9	328	420-1600	420-1603	420-1606	◆	▲	●		
	3000 K	9	363	420-1601	420-1604	420-1607	◆	▲	●		
	4000 K	9	386	420-1602	420-1605	420-1608	◆	▲	●		
Ø28 H: 300	2700 K	9	328	420-1619	420-1622	420-1625	◆	▲	●		
	3000 K	9	363	420-1620	420-1623	420-1626	◆	▲	●		
	4000 K	9	386	420-1621	420-1624	420-1627	◆	▲	●		
Ø28 H: 450	2700 K	9	328	420-1638	420-1641	420-1644	◆	▲	●		
	3000 K	9	363	420-1639	420-1642	420-1645	◆	▲	●		
	4000 K	9	386	420-1640	420-1643	420-1646	◆	▲	●		

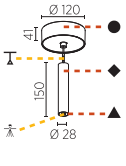

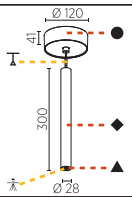

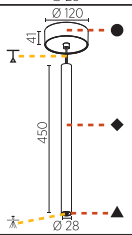

LENS ...24 24° ...32 32° ...58 58° STANDARD ...34 34° ...55 55° LFO

SUSP. CABLE COLOR+LENGTH 01 02 03 04 05 06 07 08 09 10 2000 4000

ORDER EXAMPLE: ◆ ▲ ● 🚶 ⊤ **420-1642 - 03 03 03 55 02**
white white white 55° lfo black 4 m

Hinweise zu technischen Angaben auf Seite 893 | *Technical data are subject to our data policy on page 893*

HANGOVER PLUG 30 SHINE + CANOPY RECESSED

› 858 **IP20** CRI 90 excl. 0,5m 12V 500mA max. 4000

DIMENSION MM	LED	WATT	LUMEN MAX.	CRI	ART.-N° STANDARD	1-29	1-29	1-29	TECHN. OPTIONS		
Ø28 H: 150	2700 K	7	328	90	420-1663	◆	▲	●			
	3000 K	7	363	90	420-1664	◆	▲	●			
	4000 K	7	386	90	420-1665	◆	▲	●			
Ø28 H: 300	2700 K	7	328	90	420-1670	◆	▲	●			
	3000 K	7	363	90	420-1671	◆	▲	●			
	4000 K	7	386	90	420-1672	◆	▲	●			
Ø28 H: 450	2700 K	7	328	90	420-1677	◆	▲	●			
	3000 K	7	363	90	420-1678	◆	▲	●			
	4000 K	7	386	90	420-1679	◆	▲	●			

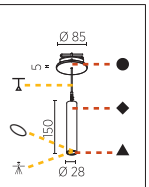

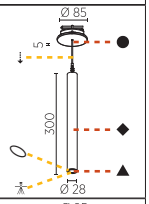

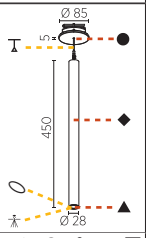

LENS ...24 24° ...32 32° ...58 58° STANDARD

SHINERING 1... 2... 3... 4... 5... 6...

SUSP. CABLE COLOR+LENGTH ...1 ...2 ...3 ...4 ...5 ...6 ...7 ...8 ...9 ...0 4000 2000

O. EXAMPLE: **420-1677 - 03 03 03 58 4 0** (◆ white, ▲ white, ● white, 58°, red, 4 m green)

HANGOVER PLUG 30 SHINE + CANOPY SURFACE

IP20 CRI 90 incl. 0,5m 500mA max. 4000

DIMENSION MM	LED	WATT	LUMEN MAX.	STANDARD PHASE CUT	DALI-DIM PUSH DIM	CASAMBI PUSH DIM	1-29	1-29	1-29	TECHN. OPTIONS		
Ø28 H: 150	2700 K	9	328	420-1609	420-1612	420-1615	◆	▲	●			
	3000 K	9	363	420-1610	420-1613	420-1616	◆	▲	●			
	4000 K	9	386	420-1611	420-1614	420-1617	◆	▲	●			
Ø28 H: 300	2700 K	9	328	420-1628	420-1631	420-1634	◆	▲	●			
	3000 K	9	363	420-1629	420-1632	420-1635	◆	▲	●			
	4000 K	9	386	420-1630	420-1633	420-1636	◆	▲	●			
Ø28 H: 450	2700 K	9	328	420-1647	420-1650	420-1653	◆	▲	●			
	3000 K	9	363	420-1648	420-1651	420-1654	◆	▲	●			
	4000 K	9	386	420-1649	420-1652	420-1655	◆	▲	●			

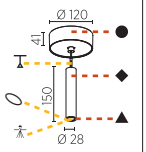

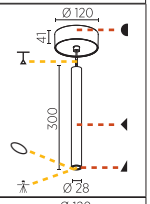

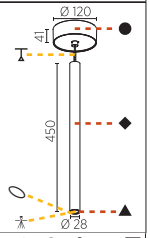

LENS ...24 24° ...32 32° ...58 58° STANDARD

SHINERING 1... 2... 3... 4... 5... 6...

SUSP. CABLE COLOR+LENGTH ...1 ...2 ...3 ...4 ...5 ...6 ...7 ...8 ...9 ...0 4000 2000

O. EXAMPLE: **420-1609- 03 03 03 58 5 7** (◆ white, ▲ white, ● white, 58°, blue, 2 m red)

HANGOVER PLUG 40 + CANOPY RECESSED

› 858 CRI 90 **IP20** excl. 18V 500mA max. 4000 A++

	DIMENSION MM	WATT	LUMEN MAX.	STANDARD	ART.-Nº	1-29	1-29	1-29	TECHNIC OPTIONS
	Ø40 L:150	9	842	420-1980		◆	▲	●	CCT
	Ø40 L:300	9	842	420-1990		◆	▲	●	CCT
	Ø40 L:450	9	842	420-2000		◆	▲	●	CCT

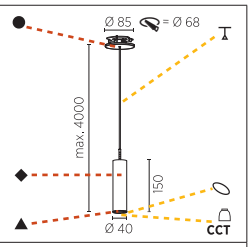

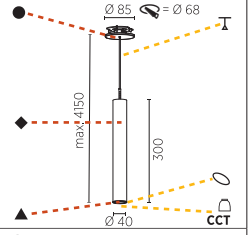

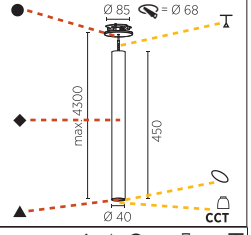

CCT 27 30 40 — 2700 K 3000 K 4000 K

REFLECTOR FWHM 40 50 — 40° 50°

SHINERING X 00 01 02 03 04 05 06

SUSP. CABLE COLOR+LENGTH 01 03 05 07 09 / 02 04 06 08 10 — 4000 2000

O. EXAMPLE: ◆ ▲ ● CCT — **420-1980- 03 03 03 27 40 00 07**
white white white dir.: 2700K 40° no ring red 2000

HANGOVER PLUG 40 + CANOPY SURFACE

CRI 90 **IP20** incl. 50/60Hz 220-240V A++

	DIMENSION MM	WATT	LUMEN MAX.	STANDARD	ART.-Nº DALI-DIM	CASAMBI	1-29	1-29	1-29	TECHNIC OPTIONS
	Ø40 L:150	10	842	420-2010	420-2012	420-2013	◆	▲	●	CCT
	Ø40 L:300	10	842	420-2020	420-2022	420-2023	◆	▲	●	CCT
	Ø40 L:450	10	842	420-2030	420-2032	420-2033	◆	▲	●	CCT

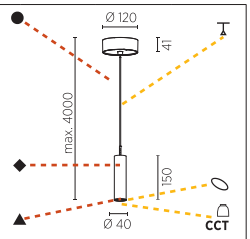

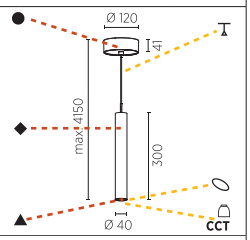

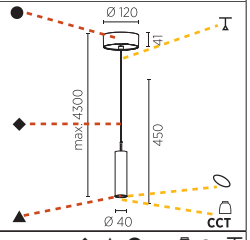

CCT 27 30 40 — 2700 K 3000 K 4000 K

REFLECTOR FWHM 40 50 — 40° 50°

SHINERING X 00 01 02 03 04 05 06

SUSP. CABLE COLOR+LENGTH 01 03 05 07 09 / 02 04 06 08 10 — 4000 2000

O. EXAMPLE: ◆ ▲ ● CCT — **420-2033- 03 03 03 27 40 01 08**
white white white dir.: 2700K 40° white ring red 4000

Hinweise zu technischen Angaben auf Seite 893 | *Technical data are subject to our data policy on page 893*





PHOTOS: ARMIN KUPRIAN



HANGOVER PLUG 75 + CANOPY RECESSED

› 858 | CRI 90 | IP20 | excl. | 500mA | max. 4000 | A++

DIMENSION MM	WATT	LUMEN MAX.	STANDARD	ART.-Nº	1-29	1-29	1-29	TECHNIC OPTIONS
Ø75 L:150	9	923	420-1940		◆	▲	●	CCT
18V								
Ø75 L:150	18	1821	420-1950		◆	▲	●	CCT CCTi
36V								

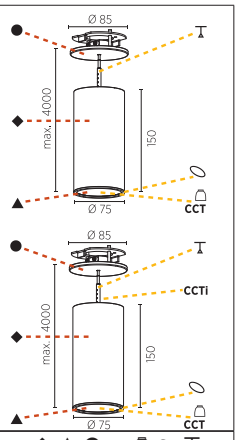

CCT 27 30 40
C. TEMP.: 2700K 3000K 4000K
CCTi 27 30 40

FWHM 18 36 52
REFLECTOR 18° 36° 52°

SHINERING X 00 01 02 03 04 05 06

SUSP. CABLE COLOR+LENGTH
01 03 05 07 09 | 4000 2000
02 04 06 08 10

O. EXAMPLE: ◆ ▲ ● CCT CCTi
420-1950- 03 03 03 27 40 00 07 40
white white white dir.: 2700K 40° no ring red 2000 incl. 4000K

HANGOVER PLUG 75 + CANOPY SURFACE

CRI 90 | IP20 | incl. | 50/60Hz | 220-240V | A++

DIMENSION MM	WATT	LUMEN MAX.	STANDARD	ART.-Nº DALI-DIM	CASAMBI	1-29	1-29	1-29	TECHNIC OPTIONS
Ø75 L:150	10	923	420-1960	420-1962	420-1963	◆	▲	●	CCT
Ø75 L:150	20	1821	420-1970	420-1972	420-1973	◆	▲	●	CCT CCTi

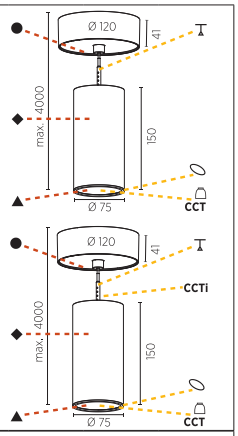

CCT 27 30 40
C. TEMP.: 2700K 3000K 4000K
CCTi 27 30 40

FWHM 18 36 52
REFLECTOR 18° 36° 52°

SHINERING X 00 01 02 03 04 05 06

SUSP. CABLE COLOR+LENGTH
01 03 05 07 09 | 4000 2000
02 04 06 08 10

O. EXAMPLE: ◆ ▲ ● CCT CCTi
420-1972 - 03 03 03 27 40 01 08 40
white white white dir.: 2700K 40° white ring red 4000 incl. 4000K

KANN-ZUBEHÖR › CAN-HAVE ACCESSORY

DIMENSION MM	ART.-NO STANDARD	1-6
Ø71	800-1080Y	◆
Ø71	800-1080O	◆
Ø71	800-1080R	◆
Ø71	800-1080B	◆
Ø71	800-1080G	◆



INDIREKT DIFFUSOR
INDIRECT DIFFUSER

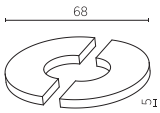

Hinweise zu technischen Angaben auf Seite 893 | *Technical data are subject to our data policy on page 893*





PHOTOS: ARMIN KUPRIAN







SNOOKER
WITH CANOPY



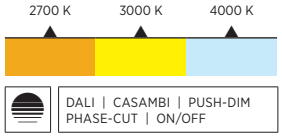

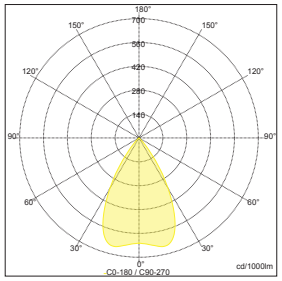

Sample:
ART. N° 420-1740, 2700 K, 28°

Die ikonische Kugelleuchte SNOOKER ist als Einzelleuchte oder zu mehreren als Lichtinstallation gruppiert ein echter Blickfänger. Als Version mit Baldachin ist SNOOKER als Ein- oder Anbauvariante verfügbar. Konfigurierbar mit den PROLICHT-Farben, mit zusätzlichem KORONA SHINE Ring und mit verstellbarer Kabellänge bietet SNOOKER viele Gestaltungsfreiheiten. Für viel Licht bei bester Entblendung sorgt die einzigartige Bartenbach LFO-Linse.

The iconic spherical luminaire SNOOKER is a real eye-catcher on its own or grouped in multiples as a light installation. As a version with a canopy, SNOOKER is available as a built-in or surface-mounted version. Configurable with the PROLICHT colors, with an additional KORONA SHINE ring and with adjustable cable length, SNOOKER offers plenty of design freedom. The unique Bartenbach LFO lens provides plenty of light with optimum glare control.

PLUG & PLAY DOCKING SYSTEM



Ein ausgeklügeltes Docking-System garantiert den schnellen Austausch der verschiedenen Leuchtenmodule und ermöglicht die Kürzung der Seillänge durch Aufrollen im Baldachin.

An ingenious docking system guarantees rapid changing of the different light modules and enables the cable length to be shortened by rolling up inside the canopy.

BARTENBACH LFO LENS

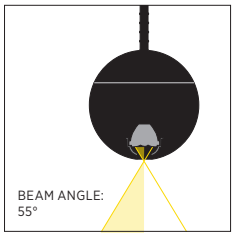

Die integrierte Linsenoptik ermöglicht einen Ausstrahlwinkel von 55°. Die verfügbaren Varianten, mit LFO-Technologie von Bartenbach, bieten maximale Wirkung bei minimaler Lichtaustrittsöffnung.

The integrated lens optics allow a beam angle of 55°. The available variants, with LFO technology from Bartenbach, offer maximum effect with a minimal light emission opening.

KORONA SHINE



Die Leuchte kann zusätzlich mit einem leuchtenden Ring in einer von 6 Farben ausgeführt werden. KORONA SHINE setzt farbige Akzente und atmosphärische Highlights.

The luminaire can also be made with a luminous ring in one of 6 colors. KORONA SHINE creates colorful accents and atmospheric highlights.

CASAMBI CONTROL OPTION



Die Baldachine mit PLUG-System sind unter anderem mit einem CASAMBI-fähigen Treiber lieferbar.

The canopies with PLUG system are available with a CASAMBI-compatible driver.



PHOTO: STUDIO KERSCHBAUM

COLOR

◆ HOUSING ▲ CANOPY

RAL Classic or any other special color on request

SHAPE

DIAMETER	mm
	Ø 72

CABLE LENGTH	mm	
	2000	4000

FEATURES

SHINE RING	6 COLORS

ON REQUEST

ADDITIONAL OPTIONS
SPECIAL COLOR TEMPERATURE
SPECIAL CONTROL OPTIONS

OPTICS

CCT COLOR TEMPERATURE
2700 K
3000 K
4000 K

LIGHT DISTRIBUTION
DIRECT

BEAM ANGLES
34° / 55° LFO LENS (MICRO DOT)

CONTROL
STANDARD ON | OFF
DALI DIM
PUSH DIM
CASAMBI
PHASE CUT





MAKE IT YOURS!

CONFIGURE ONLINE:
PROLICHT.AT/SNOOKER





BLAŽEK TAILORING, PRAGUE, CZECH REPUBLIC | PHOTO: TOMÁŠ HUBÁLEK



SNOOKER - RECESSED

› 858 | 55° **IP20** | CRI 90 | excl. | 0,5m | 12V | 500mA | max. 4000 | CE | A++



DIMENSION MM	LED	WATT	LUMEN MAX.	ART. NO STANDARD	1-29	1-29	TECHN. OPTIONS		€ STANDARD
Ø72	2700 K	7	280	420-1740	◆	▲		⊺	
	3000 K	7	310	420-1741	◆	▲		⊺	
	4000 K	7	330	420-1742	◆	▲		⊺	

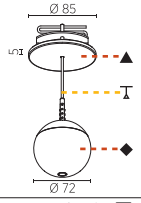

SUSP. CABLE COLOR+LENGTH: 01 03 05 07 09 / 02 04 06 08 10 — 2000 / 4000

ORDER EXAMPLE: ◆ ▲ ⊺ **420-1742 - 03 03 02** (white, white, black 4 m)

SNOOKER SHINE - RECESSED

› 858 | 55° **IP20** | CRI 90 | excl. | 0,5m | 12V | 500mA | max. 4000 | CE | A++



DIMENSION MM	LED	WATT	LUMEN MAX.	ART. NO STANDARD	1-29	1-29	TECHN. OPTIONS		
Ø72	2700 K	7	280	420-1743	◆	▲	⬭	⊺	
	3000 K	7	310	420-1744	◆	▲	⬭	⊺	
	4000 K	7	330	420-1745	◆	▲	⬭	⊺	

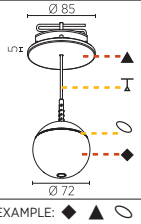

SHINE RING: 01 02 03 04 05 06

SUSP. CABLE COLOR+LENGTH: 01 03 05 07 09 / 02 04 06 08 10 — 2000 / 4000

ORDER EXAMPLE: ◆ ▲ ⬭ ⊺ **420-1745 - 03 03 02 01** (white, white, yellow, black 2 m)

SNOOKER - SURFACE

55° **IP20** | CRI 90 | incl. | 0,5m | 500mA | max. 4000 | CE | A++



DIMENSION MM	LED	WATT	LUMEN MAX.	STANDARD PHASE CUT	DALI-DIM PUSH DIM	CASAMBI PUSH DIM	1-29	1-29	TECHN. OPTIONS	
Ø72	2700 K	7	280	420-1720	420-1723	420-1726	◆	▲		⊺
	3000 K	7	310	420-1721	420-1724	420-1727	◆	▲		⊺
	4000 K	7	330	420-1722	420-1725	420-1728	◆	▲		⊺

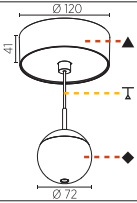

SUSP. CABLE COLOR+LENGTH: 01 03 05 07 09 / 02 04 06 08 10 — 2000 / 4000

ORDER EXAMPLE: ◆ ▲ ⊺ **420-1727 - 03 03 02** (white, white, black 4 m)

SNOOKER SHINE - SURFACE

55° **IP20** | CRI 90 | incl. | 0,5m | 500mA | max. 4000 | CE | A++



DIMENSION MM	LED	WATT	LUMEN MAX.	STANDARD PHASE CUT	DALI-DIM PUSH DIM	CASAMBI PUSH DIM	1-29	1-29	TECHN. OPTIONS	
Ø72	2700 K	7	280	420-1729	420-1732	420-1735	◆	▲	⬭	⊺
	3000 K	7	310	420-1730	420-1733	420-1736	◆	▲	⬭	⊺
	4000 K	7	330	420-1731	420-1734	420-1737	◆	▲	⬭	⊺

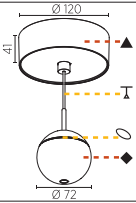

SHINE RING: 01 02 03 04 05 06

SUSP. CABLE COLOR+LENGTH: 01 03 05 07 09 / 02 04 06 08 10 — 2000 / 4000

ORDER EXAMPLE: ◆ ▲ ⬭ ⊺ **420-1730 - 03 03 02 01** (white, white, yellow, black 2 m)

Hinweise zu technischen Angaben auf Seite 893 | *Technical data are subject to our data policy on page 893*



INSPIRATION | BIEFFE



▲
Mit dem Bajonett-Stecker lassen sich SNOOKER und HANGOVER PLUG Leuchten jederzeit einfach austauschen.

With the bayonet connector, SNOOKER and HANGOVER PLUG luminaires can be easily exchanged at any time.



PHOTOS: ARMIN KUPRIAN

4.3

PENDEL SUSPENDED

PROFILLEUCHTEN
PROFILE LIGHTS

4.3

PENDEL | SUSPENDED
PROFILLEUCHTEN | PROFILE LIGHTS

GHOST › 722


BUNGA
726


BUNGA PLUS
726


FINO
726

GROOVE › 728


GROOVE
730

IDAHO › 732


IDAHO 20
734


IDAHO 40
734


IDAHO 75
734


IDAHO 100
735

4.3
4.4
5.1

GHOST
BUNGA | FINO



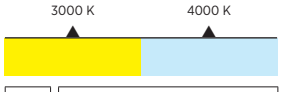



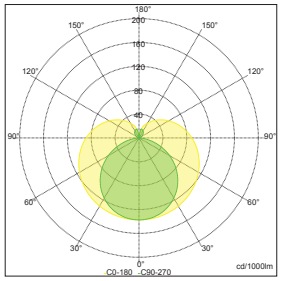

Sample:
ART. N° 430-5160- 03 03 01 01, 4000 K, OPAL

Gleich einem Leuchtstab verteilen die Pendelleuchten der GHOST-Familie das Licht weich und gleichmäßig im Raum. Die LED-Leuchten eignen sich perfekt für ausgefallene Lichtinstallationen und inspirieren zu kreativen Lösungen. Flexibilität bieten die zwei Varianten BUNGA mit rundem und FINO mit eckigem Stil. Mit den Endkappen, die in den PROLICHT-Farben veredelt werden können, lassen sich zusätzliche Akzente setzen.

The pendant lights of the GHOST family distribute the light softly and evenly in the room like a light stick. The LED lights are perfect for unusual light installations and for inspiring creative solutions. The two variants - BUNGA, with a round style, and the square-profiled FINO - offer flexibility. Additional accents can be created with the end caps, which can be finished in the PROLICHT colors.

EASY ADJUSTMENT



Die in zwei Längen lieferbaren Abhängeseile können leicht am Gehäuseträger verschoben werden. Auch schräge Abhängungen sind bauseits realisierbar.

The suspension cables available in two lengths can be easily moved on the housing carrier. Diagonal suspensions can also be realized on site.

GHOST IDENTITY



Eine Leuchte mit Wiedererkennungswert! Alle GHOST-Varianten können mit individuellen Texten, Symbolen oder Brandings (Klebefolie) gestaltet werden.

A luminaire with recognition value! All GHOST variants can be designed with individual texts, symbols or brandings (adhesive film).

BUNGA END CAPS



Die Enddeckel aus Aluminium sind in allen PROLICHT-Farben verfügbar und können damit auf die Markenidentität oder das Raumkonzept abgestimmt werden.

The aluminum end covers are available in all PROLICHT colors and can therefore be matched to the brand identity or the room concept.

BUNGA PLUS END CAPS



Ein Aluminiumring kann mit unterschiedlich farbigen Diffusoren in der Mitte versehen werden. Die lichtwirksamen Seitendeckel sorgen für einen zusätzlichen visuellen Effekt.

An aluminum ring can be provided with different colored diffusers in the middle. The light-effective side covers provide an additional visual effect.

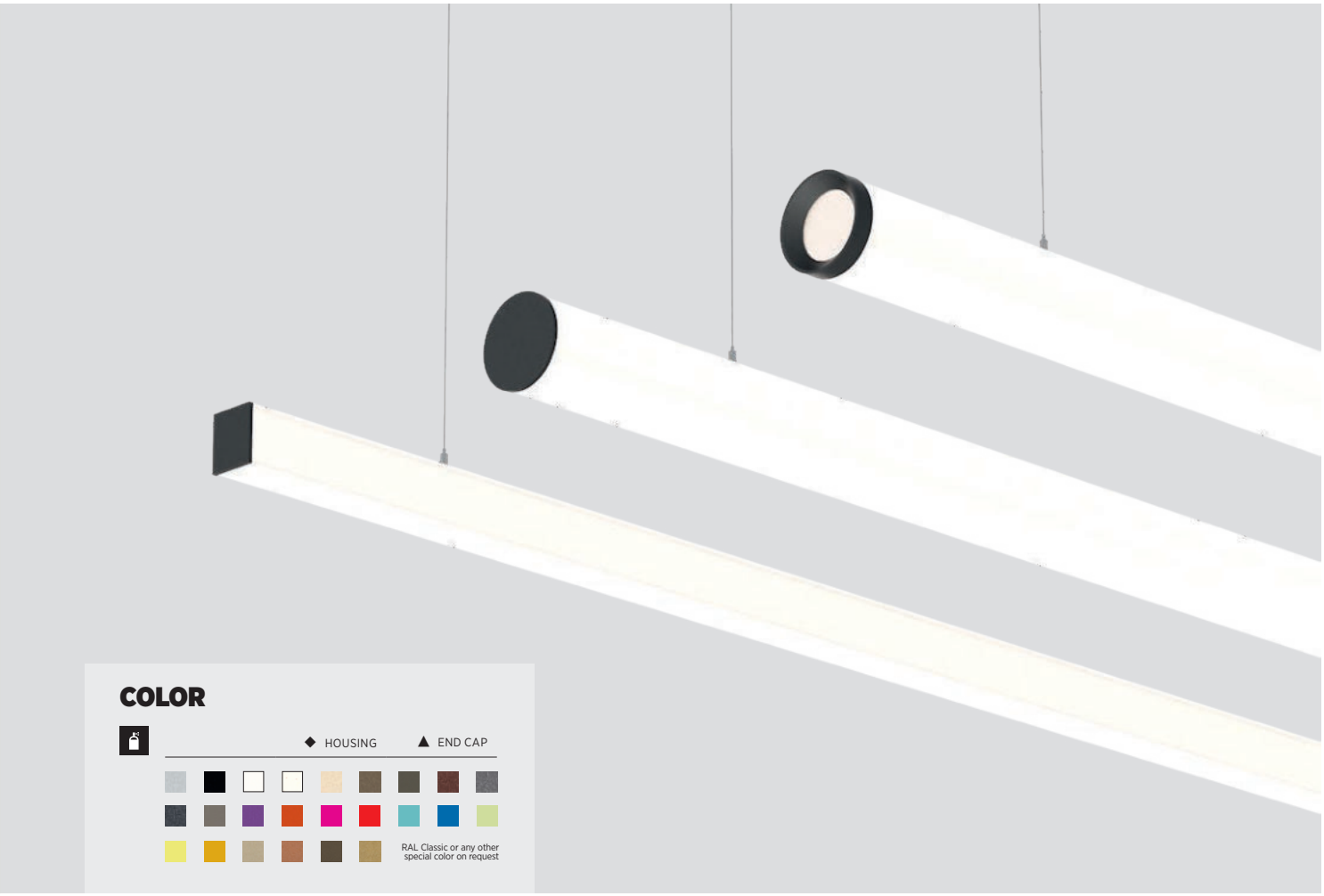

COLOR

◆ HOUSING ▲ END CAP

RAL Classic or any other special color on request

SHAPE

DIMENSION BUNGA

900 - 2020x115 H: 115 mm

BUNGA PLUS

938 - 2058x115 H: 115 mm

FINO

900 - 2020x65 H: 76 mm

CABLE LENGTH mm

2000 6000

FEATURES

FEED CABLE 5 COLORS

DIFFUSER INDIRECT 6 COLORS

ON REQUEST

ADDITIONAL OPTIONS

INDIVIDUAL SIZES

SPECIAL COLOR TEMPERATURE

SPECIAL CONTROL OPTIONS

EMERGENCY LIGHTING

RGB | TUNABLE WHITE

INDIVIDUAL PRINTINGS (LETTERS + SIGNS)

OPTICS

COLOR TEMPERATURE

3000 K

4000 K

LIGHT DISTRIBUTION

OMNIDIRECTIONAL

CONTROL

STANDARD ON | OFF

DALI DIM









MAKE IT YOURS!

CONFIGURE ONLINE:
PROLICHT.AT/GHOST







MICROSOFT, CZECH REPUBLIC | PHOTO: BARA PRAŠILOVÁ

BUNGA

IP20 incl. 50/60Hz 220-240V max. 6000 A++



DIMENSION MM	LED	WATT MAX.	LUMEN MAX.	CRI	ART.-NO STANDARD	ART.-NO DALI-DIM	1-29	1-29	TECHN. OPTIONS
900x115 H: 115	3000 K	15.2	1660	80	430-4640	430-4642	◆	▲	T
	4000 K	15.2	1750	80	430-4650	430-4652	◆	▲	T
1180x115 H: 115	3000 K	20.2	2210	80	430-4670	430-4672	◆	▲	T
	4000 K	20.2	2340	80	430-4680	430-4682	◆	▲	T
1460x115 H: 115	3000 K	25.3	2770	80	430-4700	430-4702	◆	▲	T
	4000 K	25.3	2920	80	430-4710	430-4712	◆	▲	T
1740x115 H: 115	3000 K	30.4	3320	80	430-4730	430-4732	◆	▲	T
	4000 K	30.4	3510	80	430-4740	430-4742	◆	▲	T
2020x115 H: 115	3000 K	35.4	3870	80	430-4760	430-4762	◆	▲	T
	4000 K	35.4	4090	80	430-4770	430-4772	◆	▲	T

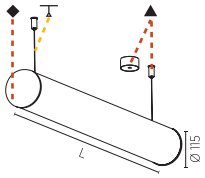

SUSPENSION-CABLE colour and length

...01 ...02 ...03 ...04 ...05 2000 ...06 ...07 ...08 ...09 ...10 6000

ORDER EXAMPLE: ◆ ▲ T
430-4642 - 02 03 01
02 black, 03 white, 01 white 2000

BUNGA PLUS

IP20 incl. 50/60Hz 220-240V max. 6000 A++



DIMENSION MM	LED	WATT MAX.	LUMEN MAX.	CRI	ART.-NO STANDARD	ART.-NO DALI-DIM	1-29	1-29	TECHN. OPTIONS
938x115 H: 115	3000 K	15.2	1660	80	430-5030	430-5032	◆	▲	T ●
	4000 K	15.2	1750	80	430-5040	430-5042	◆	▲	T ●
1218x115 H: 115	3000 K	20.2	2210	80	430-5060	430-5062	◆	▲	T ●
	4000 K	20.2	2340	80	430-5070	430-5072	◆	▲	T ●
1498x115 H: 115	3000 K	25.3	2770	80	430-5090	430-5092	◆	▲	T ●
	4000 K	25.3	2920	80	430-5100	430-5102	◆	▲	T ●
1778x115 H: 115	3000 K	30.4	3320	80	430-5120	430-5122	◆	▲	T ●
	4000 K	30.4	3510	80	430-5130	430-5132	◆	▲	T ●
2058x115 H: 115	3000 K	35.4	3870	80	430-5150	430-5152	◆	▲	T ●
	4000 K	35.4	4090	80	430-5160	430-5162	◆	▲	T ●

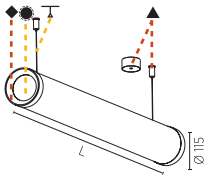

SUSPENSION-CABLE colour and length

...01 ...02 ...03 ...04 ...05 2000 ...06 ...07 ...08 ...09 ...10 6000

TOUCH OF COLOUR 01 02 03 04 05 06

ORDER EXAMPLE: ◆ ▲ T ●
430-5032 - 02 03 01 01
02 black, 03 white, 01 white 2000, 01 opal

FINO

IP20 incl. 50/60Hz 220-240V max. 6000 A++



DIMENSION MM	LED	WATT MAX.	LUMEN MAX.	CRI	ART.-NO STANDARD	ART.-NO DALI-DIM	1-29	1-29	TECHN. OPTIONS
900x65 H: 76	3000 K	15.2	1710	80	430-4880	430-4882	◆	▲	T
	4000 K	15.2	1810	80	430-4890	430-4892	◆	▲	T
1180x65 H: 76	3000 K	20.2	2280	80	430-4910	430-4912	◆	▲	T
	4000 K	20.2	2410	80	430-4920	430-4922	◆	▲	T
1460x65 H: 76	3000 K	25.3	2850	80	430-4940	430-4942	◆	▲	T
	4000 K	25.3	3020	80	430-4950	430-4952	◆	▲	T
1740x65 H: 76	3000 K	30.4	3430	80	430-4970	430-4972	◆	▲	T
	4000 K	30.4	3620	80	430-4980	430-4982	◆	▲	T
2020x65 H: 76	3000 K	35.4	4000	80	430-5000	430-5002	◆	▲	T
	4000 K	35.4	4220	80	430-5010	430-5012	◆	▲	T

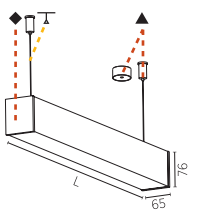

SUSPENSION-CABLE colour and length

...01 ...02 ...03 ...04 ...05 2000 ...06 ...07 ...08 ...09 ...10 6000

ORDER EXAMPLE: ◆ ▲ T
420-4950 - 02 03 01
02 black, 03 white, 01 white 2000

Hinweise zu technischen Angaben auf Seite 893 | *Technical data are subject to our data policy on page 893*



EVANGELISCHE AKADEMIE, GERMANY | PHOTO: CHRISTOPH KRANEBURG

GROOVE
STANDARD



PRIVATE RESIDENCE, AUSTRIA | PHOTO: FLORIAN SCHERL

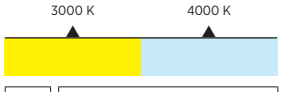



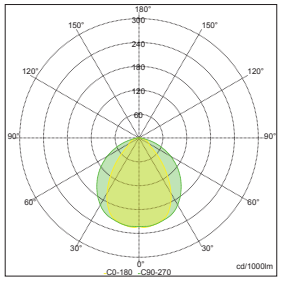

Sample:
ART. N° 430-4550- 00 00 00 01, 3000 K, OPAL

Die abgependelte Variante der GROOVE Profilleuchte definiert sich durch ihr geradliniges Design und setzt plakative Akzente. Der GROOVE typische, weit zurückversetzte und gewölbte Diffusor liefert ein harmonisches, blendfreies Lichtbild. Mit den frei gestaltbaren Farboptionen – Gehäuse, Baldachin, Zuleitung und KORONA EFFEKT – lassen sich mit der LED-Pendelleuchte einzigartige Lichtwelten kreieren.

The suspended version of the GROOVE profile luminaire is defined by its straightforward design and creates striking accents. GROOVE's typical recessed and curved diffuser provides a harmonious, glare-free light pattern. With the freely configurable color options - housing, canopy, cable and KORONA EFFECT - the LED pendant light can be used to create unique light worlds.

KORONA EFFECT



Der gewölbte Diffusor ist tief in die Leuchte verbaut. Die gebogenen Seitenflanken im Inneren der Leuchte ermöglichen eine besondere Akzentuierung in der PROLICHT-Farbe Ihrer Wahl.

The curved diffuser is installed deep in the luminaire. The curved side flanks inside allow a special accentuation in the PROLICHT color of your choice.

HIGH EFFICIENCY MIXING CHAMBER



Die neu entwickelte interne Mischkammer besteht aus einer hochreflektierenden Beschichtung mit erhöhtem Reflektionsgrad von 97°, was den Wirkungsgrad deutlich verbessert.

The new internal reflector is made of a microcellular reflective sheet material with an increased reflectance of 97°, which improves the efficiency of GROOVE.

DEEPLY RECESSED DIFFUSER



Durch den zurückversetzten gewölbten Diffusor und der speziell angepassten Konstruktion der Mischkammer wird ein hoher visueller Komfort garantiert.

The recessed, curved diffuser and the specially adapted construction of the mixing chamber guarantee high visual comfort.

DIFFERENT COLORED WIRES



Das Einspeisekabel ist in 5 verschiedenen Farben und unterschiedlichen Längen (2 m / 6 m) erhältlich. Vor Ort kann die Kabellänge nach Bedarf gekürzt werden.

The supply cable is available in 5 different colors and different lengths (2m / 6m). On site, the cable length can be shortened as required.



COLOR

◆ HOUSING ▲ CONE ● CANOPY

RAL Classic or any other special color on request

SHAPE

DIMENSION H: 120 mm

895x80	1175x80	1455x80	1735x80	2015x80

CABLE LENGTH mm

2000	6000

FEATURES

FEED CABLE 5 COLORS

ON REQUEST

ADDITIONAL OPTIONS

- INDIVIDUAL SIZES
- SPECIAL COLOR TEMPERATURE
- SPECIAL CONTROL OPTIONS
- EMERGENCY LIGHTING
- RGB | TUNABLE WHITE
- ENGRAVINGS (LETTERS + SIGNS)

OPTICS

CCT **COLOR TEMPERATURE**

- 3000 K
- 4000 K

CONTROL

- STANDARD ON | OFF
- DALI DIM





MAKE IT YOURS!

CONFIGURE ONLINE:
PROLICHT.AT/GROOVE



GROOVE

IP20 incl. 50/60Hz 220-240V max. 6000 A++



DIMENSION MM	LED	WATT MAX.	LUMEN MAX.	CRI	ART.-NO STANDARD	ART.-NO DALI-DIM	0-29	1-29	1-29	TECHN. OPTIONS
895x80 H: 120	3000 K	15.2	1030	80	430-4490	430-4492	◆	▲	●	⊤
	4000 K	15.2	1080	80	430-4500	430-4502	◆	▲	●	⊤
1175x80 H: 120	3000 K	20.2	1370	80	430-4520	430-4522	◆	▲	●	⊤
	4000 K	20.2	1450	80	430-4530	430-4532	◆	▲	●	⊤
1455x80 H: 120	3000 K	25.3	1710	80	430-4550	430-4552	◆	▲	●	⊤
	4000 K	25.3	1810	80	430-4560	430-4562	◆	▲	●	⊤
1735x80 H: 120	3000 K	30.4	2050	80	430-4580	430-4582	◆	▲	●	⊤
	4000 K	30.4	2170	80	430-4590	430-4592	◆	▲	●	⊤
2015x80 H: 120	3000 K	35.4	2400	80	430-4610	430-4612	◆	▲	●	⊤
	4000 K	35.4	2530	80	430-4620	430-4622	◆	▲	●	⊤

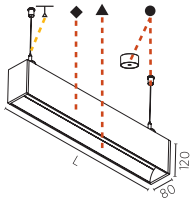

SUSPENSION-CABLE colour and length

...01 ...02 ...03 ...04 ...05 2000 ...06 ...07 ...08 ...09 ...10 6000

ORDER EXAMPLE: ◆ ▲ ● ⊤
430-4590 - 02 03 04 01
02 black, 03 white, 04 creamy, 01 white 2000

Hinweise zu technischen Angaben auf Seite 893 | *Technical data are subject to our data policy on page 893*



LIGHT & BUILDING FRANKFURT, GERMANY | PHOTO: SIMON FISCHBACHER

IDAHO
20 | 40 | 75 | 100



SAP, CZECH REPUBLIC | PHOTO:: BÁRA PRÁŠILOVÁ

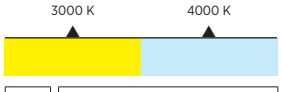



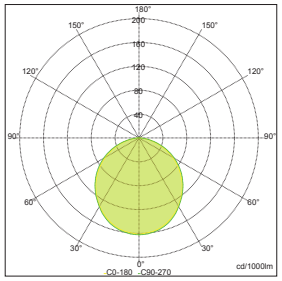

Sample:
ART. Nº 430-4010- 00 03 03 01, 3000 K,
OPAL, IDAHO 20

Die IDAHO Pendelleuchte ist ein PROLICHT-Klassiker, der nie langweilig wird. Unzählige Kombinationsmöglichkeiten – ein in den PROLICHT-Farben gestaltetes Profil, farbige Zuleitungen und Baldachine – lassen die kubistisch gezeichnete LED-Leuchte immer wieder anders erscheinen. Mit einer Breite von nur 20 Millimeter steht mit IDAHO 20 eine neue, sehr elegante Version zur Verfügung. Unterschiedliche Diffusoren runden die vielfältige Familie ab.

The IDAHO pendant luminaire is a PROLICHT classic that never gets boring. Countless possible combinations - a profile designed in the PROLICHT colors, colored feeders and canopies - make the cubist-drawn LED light appear different every time. With a width of just 20 millimeters, IDAHO 20 offers a new, extremely elegant version. A range of diffusers completes this versatile family.

LED-OPTIMIZED CONSTRUCTION



In Kombination mit einer weißen Grundplatte bildet der weiße interne Reflektor eine perfekte Mischkammer. Diese schafft ein homogenes Lichtbild ohne einzeln sichtbare LED-Punkte.

In combination with a white base plate, the white internal reflector creates a perfect mixing chamber. This creates a homogeneous light pattern without individually visible LED dots.

CUSTOMIZATION



Durch die Auswahl von 25 + 1 PROLICHT-Farben lässt sich jedes Projekt individuell gestalten - um Akzente zu setzen oder eine Abstimmung auf den Innenraum vorzunehmen.

By selecting 25 + 1 PROLICHT colors, each project can be individually designed - to set accents or to create a mood for the interior.

TOOL-FREE END CAPS



Die hochwertigen, werkzeuglos zu montierenden Aluminium-Endkappen sind in 25 PROLICHT-Farben erhältlich und sorgen für ein puristisches, minimalistisches Design.

The high-quality, aluminum end caps, which can be installed without tools, are available in 25 PROLICHT colors and help create a pure, minimalist design.

DIFFERENT COLORED CABLES



Das Einspeisekabel ist in 5 verschiedenen Farben und unterschiedlichen Längen (2 m / 6 m) erhältlich. Vor Ort kann die Kabellänge nach Bedarf gekürzt werden.

The supply cable is available in 5 different colors and different lengths (2m / 6m). On site, the cable length can be shortened as required.

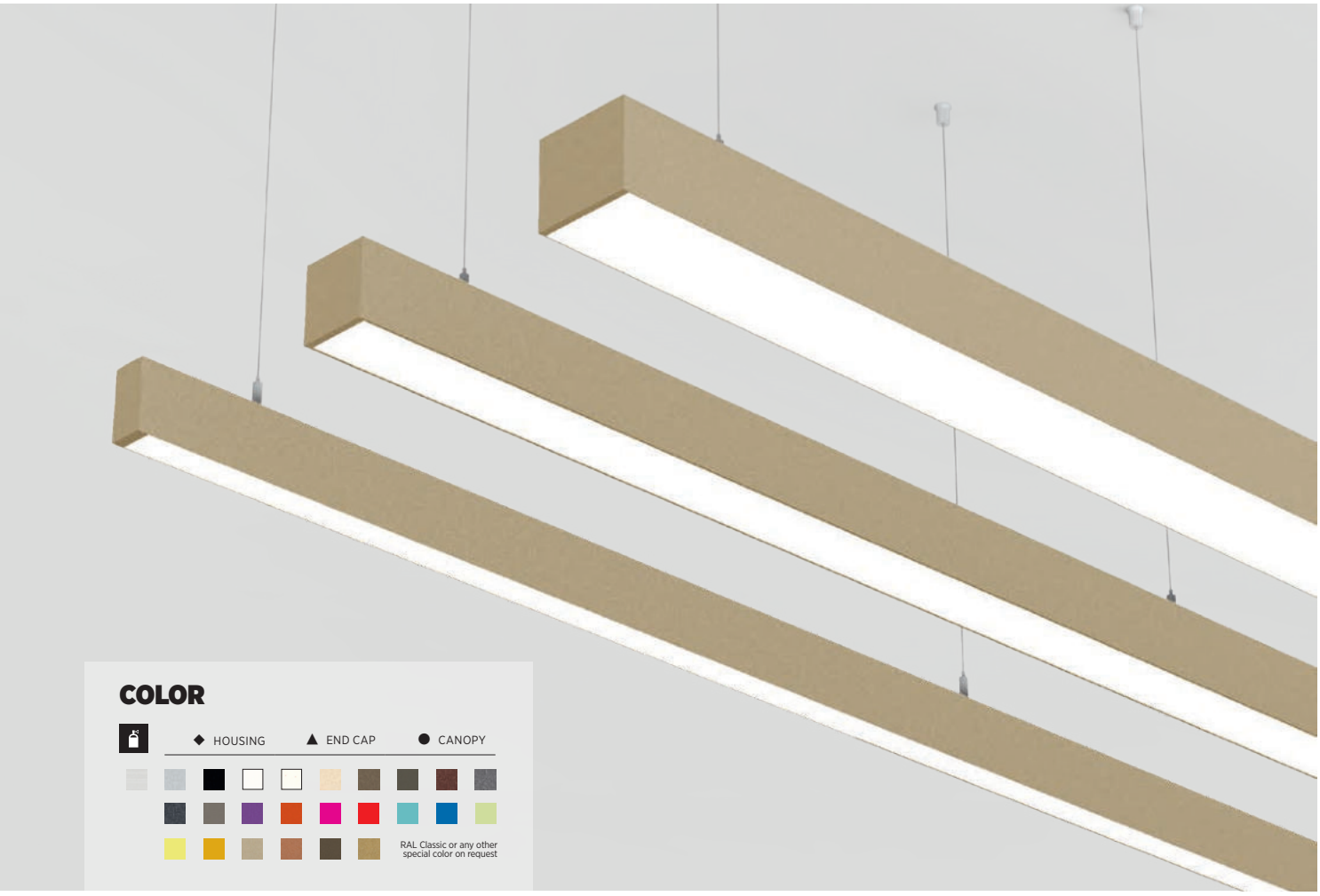

COLOR

◆ HOUSING ▲ END CAP ● CANOPY

RAL Classic or any other special color on request

SHAPE

DIMENSION		IDAHO
886 - 2006x28	H: 44 mm	20
740 - 2150x39	H: 76 mm	40
895 - 2009x75	H: 80 mm	75
895 - 2290x102	H: 90 mm	100

CABLE LENGTH	mm
2000	6000

FEATURES

FEED CABLE	5 COLORS

ON REQUEST

ADDITIONAL OPTIONS
INDIVIDUAL SIZES
SPECIAL COLOR TEMPERATURE
SPECIAL CONTROL OPTIONS
EMERGENCY LIGHTING
RGB | TUNABLE WHITE
ENGRAVINGS (LETTERS + SIGNS)
SPECIAL DIFFUSERS

OPTICS

CCT COLOR TEMPERATURE
2700 K
3000 K
4000 K

LIGHT DISTRIBUTION
DIRECT
DIRECT + INDIRECT

DIFFUSER
OPAL
MICRO PRISM

CONTROL
STANDARD ON | OFF
DALI DIM







MAKE IT YOURS!

CONFIGURE ONLINE:
PROLICHT.AT/IDAHO



IDAHO 20

IP20 incl. 50/60Hz 220-240V max. 6000 A++

DIMENSION MM	LED	WATT MAX.	LUMEN MAX.	CRI	ART.-NO STANDARD	ART.-NO DALI-DIM	0-29	1-29	1-29	TECHN. OPTIONS
886x28 H: 44	3000 K	13.6	930	80	430-3890	430-3892	◆	▲	●	T
	4000 K	13.6	970	80	430-3900	430-3902	◆	▲	●	T
1166x28 H: 44	3000 K	18.2	1240	80	430-3920	430-3922	◆	▲	●	T
	4000 K	18.2	1300	80	430-3930	430-3932	◆	▲	●	T
1446x28 H: 44	3000 K	22.7	1550	80	430-3950	430-3952	◆	▲	●	T
	4000 K	22.7	1620	80	430-3960	430-3962	◆	▲	●	T
1726x28 H: 44	3000 K	27.2	1860	80	430-3980	430-3982	◆	▲	●	T
	4000 K	27.2	1950	80	430-3990	430-3992	◆	▲	●	T
2006x28 H: 44	3000 K	31.8	2170	80	430-4010	430-4012	◆	▲	●	T
	4000 K	31.8	2270	80	430-4020	430-4022	◆	▲	●	T

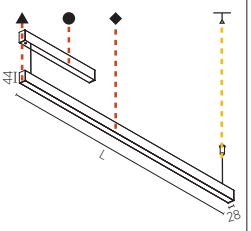

T SUSPENSION-CABLE colour and length ...01 ...02 ...03 ...04 ...05 2000 ...06 ...07 ...08 ...09 ...10 6000

ORDER EXAMPLE: ◆ ▲ ● T
430-4420 - 02 03 04 01
black white creamy 2000 white

IDAHO 40

IP20 incl. 50/60Hz 220-240V max. 6000 A++

DIMENSION MM	LED	WATT MAX.	LUMEN MAX.	CRI	ART.-NO STANDARD	ART.-NO DALI-DIM	0-29	1-29	1-29	TECHN. OPTIONS
740x39 H: 76	2700 K	16.5	1400	80	430-4780	430-4782	◆	▲	●	D T
	3000 K	16.5	1490	80	430-4790	430-4792	◆	▲	●	D T
	4000 K	16.5	1560	80	430-4800	430-4802	◆	▲	●	D T
1440x39 H: 76	2700 K	33.0	2800	80	430-4810	430-4812	◆	▲	●	D T
	3000 K	33.0	2990	80	430-4820	430-4822	◆	▲	●	D T
	4000 K	33.0	3110	80	430-4830	430-4832	◆	▲	●	D T
2150x39 H: 76	2700 K	49.5	4200	80	430-4840	430-4842	◆	▲	●	D T
	3000 K	49.5	4480	80	430-4850	430-4852	◆	▲	●	D T
	4000 K	49.5	4660	80	430-4860	430-4862	◆	▲	●	D T

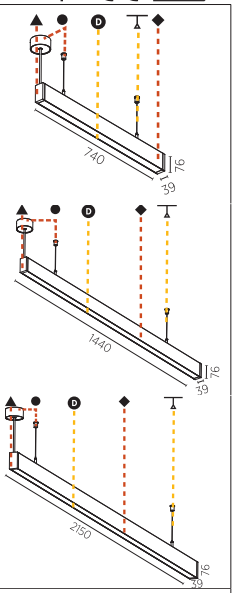

...01 OPAL ...02 MICRO-PRISM D DIFFUSER

T SUSPENSION-CABLE colour and length ...01 ...02 ...03 ...04 ...05 2000 ...06 ...07 ...08 ...09 ...10 6000

ORDER EXAMPLE: ◆ ▲ ● D T
430-4800 - 02 03 04 01 01
black white creamy opal 2000 white

IDAHO 75

IP20 incl. 50/60Hz 220-240V max. 6000 A++

DIMENSION MM	LED	WATT MAX.	LUMEN MAX.	CRI	ART.-NO STANDARD	ART.-NO DALI-DIM	0-29	1-29	1-29	TECHN. OPTIONS
895x75 H: 80	3000 K	15.2	1420	80	430-4040	430-4042	◆	▲	●	D T
	4000 K	15.2	1500	80	430-4050	430-4052	◆	▲	●	D T
1175x75 H: 80	3000 K	20.2	1890	80	430-4070	430-4072	◆	▲	●	D T
	4000 K	20.2	2000	80	430-4080	430-4082	◆	▲	●	D T
1455x75 H: 80	3000 K	25.3	2360	80	430-4100	430-4102	◆	▲	●	D T
	4000 K	25.3	2500	80	430-4110	430-4112	◆	▲	●	D T
1735x75 H: 80	3000 K	30.4	2840	80	430-4130	430-4132	◆	▲	●	D T
	4000 K	30.4	3000	80	430-4140	430-4142	◆	▲	●	D T
2009x75 H: 80	3000 K	35.4	3310	80	430-4160	430-4162	◆	▲	●	D T
	4000 K	35.4	3500	80	430-4170	430-4172	◆	▲	●	D T

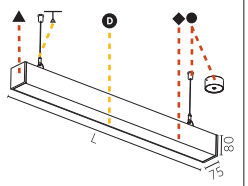

...01 OPAL ...02 MICRO-PRISM D DIFFUSER

T SUSPENSION-CABLE colour and length ...01 ...02 ...03 ...04 ...05 2000 ...06 ...07 ...08 ...09 ...10 6000

ORDER EXAMPLE: ◆ ▲ ● D T
430-4800 - 02 03 04 01 01
black white creamy opal 2000 white

Hinweise zu technischen Angaben auf Seite 893 | *Technical data are subject to our data policy on page 893*

IDAHO 100

IP20 incl. 50/60Hz 220-240V max. 6000 A++

DIMENSION MM	LED	WATT MAX.	LUMEN MAX.	CRI	ART.-NO STANDARD	ART.-NO DALI-DIM	0-29	1-29	1-29	TECHN. OPTIONS	
895x102 H: 90	3000 K	15.2	1630	80	430-4190	430-4192	◆	▲	●	D	T
	4000 K	15.2	1720	80	430-4200	430-4202	◆	▲	●	D	T
1175x102 H: 90	3000 K	20.2	2180	80	430-4220	430-4222	◆	▲	●	D	T
	4000 K	20.2	2300	80	430-4230	430-4232	◆	▲	●	D	T
1455x102 H: 90	3000 K	25.3	2720	80	430-4250	430-4252	◆	▲	●	D	T
	4000 K	25.3	2870	80	430-4260	430-4262	◆	▲	●	D	T
1735x102 H: 90	3000 K	30.4	3260	80	430-4280	430-4282	◆	▲	●	D	T
	4000 K	30.4	3450	80	430-4290	430-4292	◆	▲	●	D	T
2015x102 H: 90	3000 K	35.4	3810	80	430-4310	430-4312	◆	▲	●	D	T
	4000 K	35.4	4020	80	430-4320	430-4322	◆	▲	●	D	T
1440x102 H: 90	3000 K	45.5	4630	80	430-5170	430-5172	◆	▲	●	D	T
	4000 K	45.5	4890	80	430-5180	430-5182	◆	▲	●	D	T
1720x102 H:90	3000 K	55.7	5650	80	430-5190	430-5192	◆	▲	●	D	T
	4000 K	55.7	5970	80	430-5200	430-5202	◆	▲	●	D	T
2000x102 H: 90	3000 K	65.8	6680	80	430-5210	430-5212	◆	▲	●	D	T
	4000 K	65.8	7060	80	430-5220	430-5222	◆	▲	●	D	T
2290x102 H: 90	3000 K	75.9	7710	80	430-5230	430-5232	◆	▲	●	D	T
	4000 K	75.9	8140	80	430-5240	430-5242	◆	▲	●	D	T



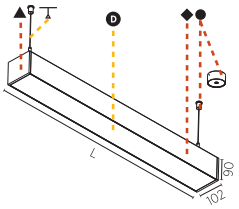

...01 OPAL

...02 MICRO-PRISM

D DIFFUSER

T SUSPENSION-CABLE colour and length

...01 ...02 ...03 ...04 ...05 2000 ...06 ...07 ...08 ...09 ...10 6000

ORDER EXAMPLE: ◆ ▲ ● D T

430-4200 - 02 03 04 01 01

02 black, 03 white, 04 creamy, 01 opal, 01 white 2000

4.4

PENDEL SUSPENDED

PROFILSYSTEME
PROFILE SYSTEMS

4.4

PENDEL | SUSPENDED
PROFILSYSTEME | PROFILE SYSTEMS

GHOST › 738


BUNGA
742


FINO
744

GROOVE › 746


GROOVE
748

CLICKTRACK › 750


CLICKTRACK
754 NEW

HYPRO › 762, 780


HPYRO 40
768


HPYRO-X
784 NEW

IDAHO › 796


IDAHO 40
806


IDAHO 75
808


IDAHO 100
810

SUPER-G › 812, 822


SUPER-G
820


SUPER-G SLIM
827

GHOST
BUNGA | FINO



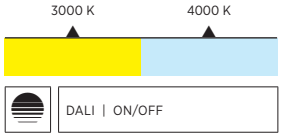

Mit dem abgependelten GHOST-Profilsystem lassen sich stringente Gitterlinien, markante Muster oder an ein Mikado-Spiel erinnernde Lichtspiele zaubern. Dank nahezu unsichtbaren Verbindern äußerst flexibel in der Längenkonfiguration und bestückbar mit farbigen Endkappen ist das LED-Profilsystem ein Blickfänger für Retailflächen oder großzügige Atrien. Das System steht als runde BUNGA oder eckige FINO zur Verfügung.

With the suspended GHOST profile system, compelling grid lines, striking patterns or light effects reminiscent of a Mikado game can be conjured up. Thanks to almost invisible connectors, the length configuration is extremely flexible and can be equipped with colored end caps. The LED profile system is a striking focal feature for retail or spacious atriums. The system is available as a round BUNGA or square FINO.

BUNGA

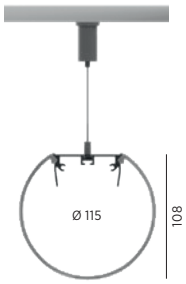

FINO

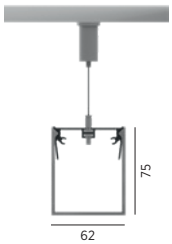

GHOST IDENTITY



Eine Leuchte mit Wiedererkennungswert! Alle GHOST-Varianten können mit individuellen Texten, Symbolen oder Brandings (Klebefolie) gestaltet werden.

A luminaire with recognition value! All GHOST variants can be designed with individual texts, symbols or brandings (adhesive film).

BUNGA END CAPS



Die Enddeckel aus Aluminium sind in allen PROLICHT-Farben verfügbar und können damit auf die Markenidentität oder das Raumkonzept abgestimmt werden.

The aluminum end covers are available in all PROLICHT colors and can therefore be matched to the brand identity or the room concept.

BUNGA PLUS END CAPS



Ein Aluminiumring kann mit unterschiedlich farbigen Diffusoren in der Mitte versehen werden. Die lichtwirksamen Seitendeckel sorgen für einen zusätzlichen visuellen Effekt.

An aluminum ring can be provided with different colored diffusers in the middle. The light-effective side covers provide an additional visual effect.

DIFFERENT COLORED WIRES



Das Einspeisekabel ist in 5 verschiedenen Farben und unterschiedlichen Längen (2 m / 6 m) erhältlich. Vor Ort kann die Kabellänge nach Bedarf gekürzt werden.

The supply cable is available in 5 different colors and different lengths (2m / 6m). On site, the cable length can be shortened as required.

EXAMPLE

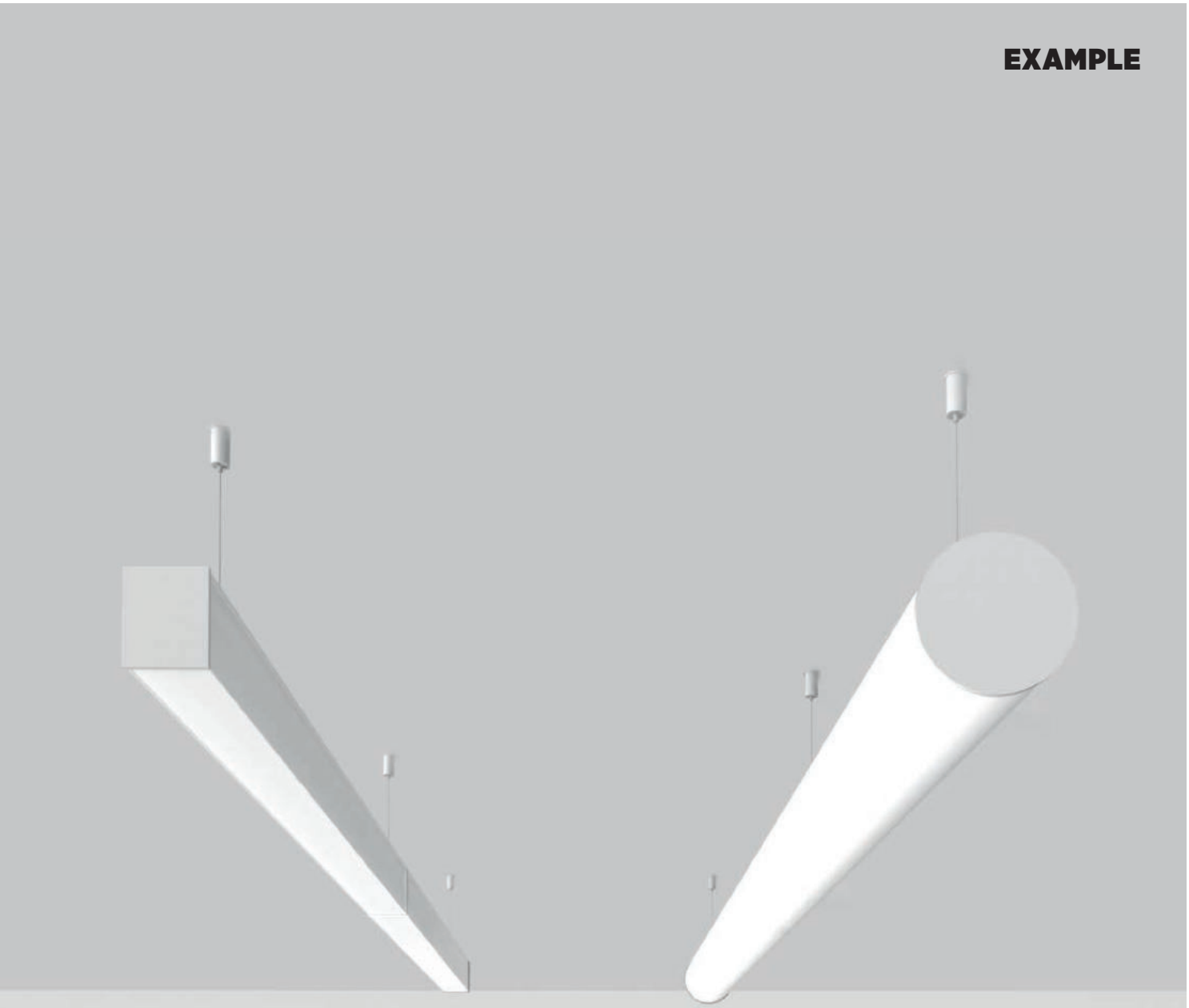

TRANSPARENT CONNECTION



BUNGA PLUS END CAP WITH COLOR FILTER



CLIPPABLE DIFFUSER



01 02 03 04 05 07 08 09 12 13 15 16 17 18 19 20 21 22 23 24 25 26 27 28 29

RAL Classic or any other special color on request


THAI 2 GO
ไทย ทีจะไป



THAI2GO, AUSTRIA | PHOTO: ARMIN KUPRIAN

KOMPONENTEN > COMPONENTS		DIMENSION MM	DIMENSION MM²	ART.-NO STANDARD	1-29	TECHN. OPTIONS		
	ALUMINIUM-PROFIL *ALUMINIUM PROFILE*	W: 60 H: 28	per meter	43076				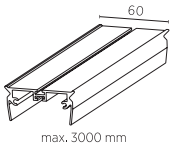
	DIFFUSOR OPAL *DIFFUSER OPAL*	W: 115 H: 108	per meter	35006				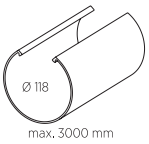
	ENDDECKEL *END CAP*	6x118 Ø: 118		35009	◆			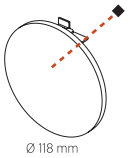
	ENDDECKEL PLUS *END CAP* *PLUS*	25x118 Ø: 118		35010	◆	●		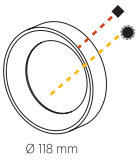
	LINIENVERBINDER *LINEAR COUPLER*	80x8 H: 4		35008				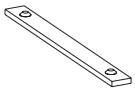
	SEILABHÄNGUNG MIT SCHNELLVERSCHLUSS *SUSPENSION CABLE* *WITH QUICK-RELEASE* *FASTENER*	Ø 2 L: 6000		100-106	◆			
		Ø 2 L: 2000		100-107	◆			
	EINSPEISUNG *POWER FEED*	Ø 81 L: 2000	3x 0,75	100-112	◆			
			5x 0,75	100-113	◆			
			4x 0,75	100-114	◆			
		Ø 81 L: 6000	3x 0,75	100-115	◆			
			5x 0,75	100-116	◆			
			4x 0,75	100-117	◆			
	EINSPEISUNG FARBIG *POWER FEED COLORED*	Ø 81 L: 2000	3x 0,75	81030	◆	T		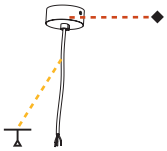
			5x 0,75	81031	◆	T		
		Ø 81 L: 6000	3x 0,75	81032	◆	T		
			5x 0,75	81033	◆	T		

TOUCH OF COLOUR 01 02 03 04 05 06 ●

SUSPENSION-CABLE COLOUR 01 02 03 04 T

ORDER EXAMPLE: ◆ T
81032 - 02 01
black white

Hinweise zu technischen Angaben auf Seite 893 | *Technical data are subject to our data policy on page 893*

BUNLINE



DIMENSION MM	LED	WATT MAX.	LUMEN MAX.	CRI	ART.-NO STANDARD	ART.-NO DALI-DIM		TECHN. OPTIONS	
1140x36 H: 60	3000 K	20.2	2212	80	7-00001-00	7-00002-02			
	4000 K	20.2	2337	80	7-00003-00	7-00004-02			
1420x36 H: 60	3000 K	25.3	2766	80	7-00005-00	7-00006-02			
	4000 K	25.3	2921	80	7-00007-00	7-00008-02			
1700x36 H: 60	3000 K	30.4	3318	80	7-00009-00	7-00010-02			
	4000 K	30.4	3506	80	7-00011-00	7-00012-02			
1980x36 H: 60	3000 K	35.4	3872	80	7-00013-00	7-00014-02			
	4000 K	35.4	4090	80	7-00015-00	7-00016-02			
2270x36 H: 60	3000 K	40.5	4425	80	7-00017-00	7-00018-02			
	4000 K	40.5	4674	80	7-00019-00	7-00020-02			
IP20							incl.	50/60Hz	220-240V





LIGHT & BUILDING FRANKFURT, GERMANY | PHOTO: SIMON FISCHBACHER



KOMPONENTEN > COMPONENTS		DIMENSION MM	DIMENSION MM²	ART.-NO STANDARD	1-29	TECHN. OPTIONS		
	ALUMINIUM-PROFIL *ALUMINIUM PROFILE*	W: 60 H: 28	per meter	43076				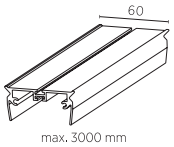
	DIFFUSOR OPAL *DIFFUSER OPAL*	W: 62 H: 75	per meter	35002				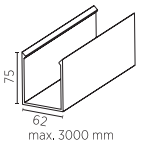
	ENDDECKEL FARBIG *END CAP COLORED*	6x65 H: 76		35003	◆			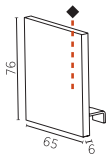
	ENDDECKEL OPAL *END CAP OPAL*	3x56 H: 72		35004				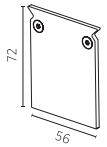
	LINIENVERBINDER *LINEAR COUPLER*	65x10 H: 76		35005				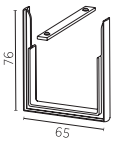
	SEILABHÄNGUNG MIT SCHNELLVERSCHLUSS *SUSPENSION CABLE WITH QUICK-RELEASE FASTENER*	Ø 2 L: 6000		100-106	◆			
		Ø 2 L: 2000		100-107	◆			
	EINSPEISUNG *POWER FEED*	Ø 81 L: 2000	3x 0,75	100-112	◆			
			5x 0,75	100-113	◆			
			4x 0,75	100-114	◆			
		Ø 81 L: 6000	3x 0,75	100-115	◆			
			5x 0,75	100-116	◆			
			4x 0,75	100-117	◆			
	EINSPEISUNG *POWER FEED*	Ø 81 L: 2000	3x 0,75	81030	◆	T		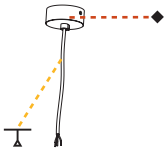
			5x 0,75	81031	◆	T		
		Ø 81 L: 6000	3x 0,75	81032	◆	T		
			5x 0,75	81033	◆	T		
								ORDER EXAMPLE: ◆ T **81032 - 02 04**
							01 02 03 04 T	SUSPENSION-CABLE COLOUR white black red

Hinweise zu technischen Angaben auf Seite 893 | *Technical data are subject to our data policy on page 893*

FINLINE



DIMENSION MM	LED	WATT MAX.	LUMEN MAX.	CRI	ART.-NO STANDARD	ART.-NO DALI-DIM		TECHN. OPTIONS	
1140x36 H: 60	3000 K	20.2	2283	80	7-00061-00	7-00062-02			
	4000 K	20.2	2412	80	7-00063-00	7-00064-02			
1420x36 H: 60	3000 K	25.3	2854	80	7-00065-00	7-00066-02			
	4000 K	25.3	3015	80	7-00067-00	7-00068-02			
1700x36 H: 60	3000 K	30.4	3425	80	7-00069-00	7-00070-02			
	4000 K	30.4	3618	80	7-00071-00	7-00072-02			
1980x36 H: 60	3000 K	35.4	3996	80	7-00073-00	7-00074-02			
	4000 K	35.4	4221	80	7-00075-00	7-00076-02			
2270x36 H: 60	3000 K	40.5	4567	80	7-00077-00	7-00078-02			
	4000 K	40.5	4824	80	7-00079-00	7-00080-02			
IP20							incl.	50/60Hz 220-240V	A++





SAP, CZECH REPUBLIC | PHOTO: BARA PRÁŠILOVÁ

GROOVE
SYSTEM



PROLICHT HEADQUARTER, AUSTRIA | PHOTO: SIMON FISCHBACHER

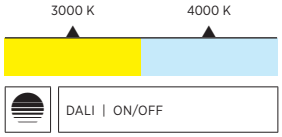

Charakteristisches abgependeltes Profilsystem mit dem GROOVE typischen weit zurückversetzten Opal-Diffusor. Leicht zu montieren ist das LED-System in vielen Räumen zu Hause – ob für Büroanwendungen oder in großzügigen Foyersituationen. Der optionale KORONA EFFEKT und weitere frei gestaltbare Farboptionen (Profilaußenseite, Baldachin und Zuleitung) lassen der Kreativität freien Lauf.

Characteristic suspended profile system with GROOVE's typical recessed opal diffuser. The LED system is easy to install in many rooms - whether for office applications or in spacious foyer settings. The optional KORONA EFFECT and other freely configurable color options (profile exterior, canopy and supply cable) give free rein to creativity.

GROOVE SYSTEM

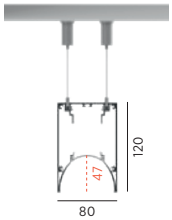

KORONA EFFECT



Der gewölbte Diffusor ist tief in die Leuchte verbaut. Die gebogenen Seitenflanken im Inneren der Leuchte ermöglichen eine besondere Akzentuierung in der PROLICHT-Farbe Ihrer Wahl.

The curved diffuser is installed deep in the luminaire. The curved side flanks inside the luminaire allow a special accentuation in the PROLICHT color of your choice.

HIGH EFFICIENCY MIXING CHAMBER



Die neu entwickelte interne Mischkammer besteht aus einer hochreflektierenden Beschichtung mit erhöhtem Reflektionsgrad von 97°, was den Wirkungsgrad deutlich verbessert.

The new internal reflector is made of a microcellular reflective sheet material with an increased reflectance of 97%, which improves the efficiency of GROOVE.

DEEPLY RECESSED DIFFUSER



Durch den zurückversetzten gewölbten Diffusor und der speziell angepassten Konstruktion der Mischkammer wird ein hoher visueller Komfort garantiert.

The recessed, curved diffuser and the specially adapted construction of the mixing chamber guarantee high visual comfort.

DIFFERENT COLORED WIRES



Das Einspeisekabel ist in 5 verschiedenen Farben und unterschiedlichen Längen (2 m / 6 m) erhältlich. Vor Ort kann die Kabellänge nach Bedarf gekürzt werden.

The supply cable is available in 5 different colors and different lengths (2m / 6m). On site, the cable length can be shortened as required.

EXAMPLE

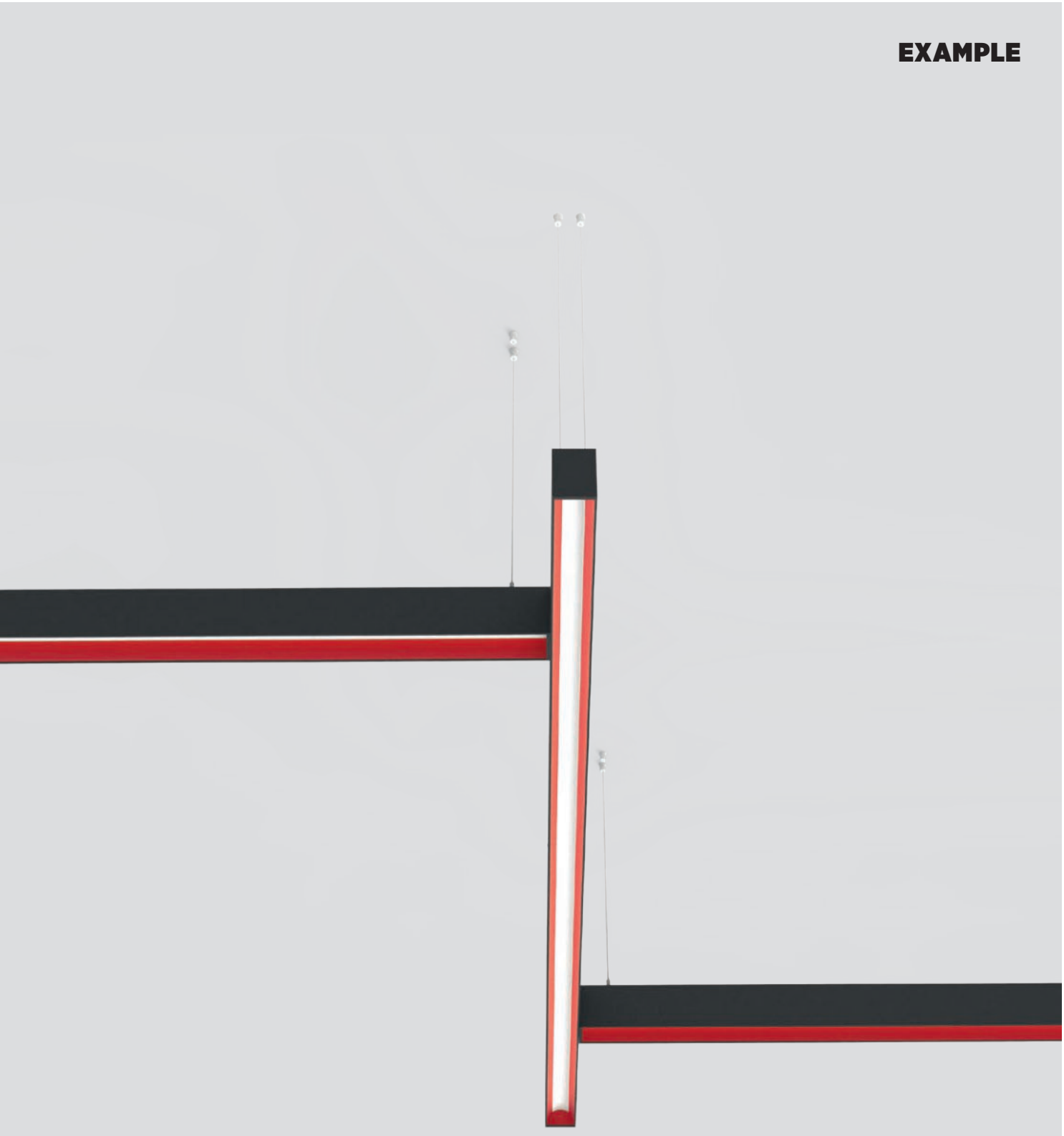

CURVED KORONA EXTRUSIONS



UNLOCKING SYSTEM FOR THE LED INSERTS



SCREWLESS END CAPS



01 02 03 04 05 07 08 09 12 13 15 16 17 18 19 20 21 22 23 24 25 26 27 28 29

RAL Classic or any other special color on request

KOMPONENTEN > COMPONENTS		DIMENSION MM	MM	ART.-NO STANDARD	0-29	0-29			
	ALUMINIUM-PROFIL *ALUMINIUM PROFILE*	W: 80 H: 120	per meter	43074	◆	▲			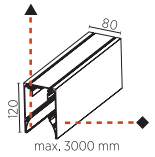
	DIFFUSER FLACH OPAL *FLAT DIFFUSER OPAL*	W: 42 H: 14	per meter	14002					
	DIFFUSOR GEWÖLBT OPAL *CURVED DIFFUSER OPAL*	W: 42 H: 14	per meter	81108					
	DECKELPROFIL *CAP PROFILE*	W: 42 H: 14	per meter	81109	◆				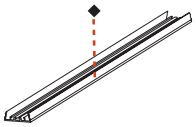
	ENDDECKEL *END CAP*	6x80	H: 120	81190	◆	▲			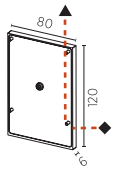
	LINEARVERBINDER *LINEAR COUPLER*	200x77	H: 79	81110					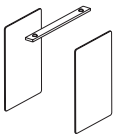
	SEILABHÄNGUNG MIT SCHNELLVERSCHLUSS - 1 PAAR *SUSPENSION CABLE WITH QUICK RELEASE FASTENER - 1 PAIR*	Ø 20 Ø 20	L: 6000 L: 2000	100-206 100-207	◆ ◆				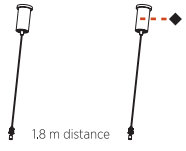
	Y-SEILABHÄNGUNG MIT SCHNELLVERSCHLUSS *Y-SUSPENSION CABLE WITH QUICK RELEASE FASTENER*	Ø 2 L: 6000 Ø 20 L: 2000	6000 2000	100-206Y 100-207Y	◆ ◆				

Hinweise zu technischen Angaben auf Seite 893 | *Technical data are subject to our data policy on page 893*

KOMPONENTEN > COMPONENTS

		DIMENSION MM	DIMENSION MM²	ART.-NO STANDARD	0-29	TECHN. OPTIONS		
	EINSPEISUNG *POWER FEED*	Ø 81 L: 2000	3x 0,75	100-112	◆			
			5x 0,75	100-113	◆			
			4x 0,75	100-114	◆			
		Ø 81 L: 6000	3x 0,75	100-115	◆			
			5x 0,75	100-116	◆			
			4x 0,75	100-117	◆			
	EINSPEISUNG *POWER FEED*	Ø 81 L: 2000	3x 0,75	81030	◆	T		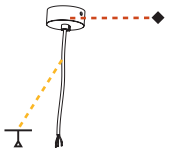
			5x 0,75	81031	◆	T		
		Ø 81 L: 6000	3x 0,75	81032	◆	T		
			5x 0,75	81033	◆	T		

SUSPENSION-CABLE COLOUR: 01 | 02 | 03 | 04 | T

ORDER EXAMPLE: ◆ T
81031 - 02 04
02 black, 04 red

GROOLINE

DIMENSION MM	LED	WATT MAX.	LUMEN MAX.	CRI	ART.-NO STANDARD	ART.-NO DALI-DIM		TECHN. OPTIONS	
1140x36 H: 37	3000 K	20.2	1370	80	7-00121-00	7-00122-02			
	4000 K	20.2	1447	80	7-00123-00	7-00124-02			
1420x36 H: 37	3000 K	25.3	1712	80	7-00125-00	7-00126-02			
	4000 K	25.3	1809	80	7-00127-00	7-00128-02			
1700x36 H: 37	3000 K	30.4	2055	80	7-00129-00	7-00130-02			
	4000 K	30.4	2170	80	7-00131-00	7-00132-02			
1980x36 H: 37	3000 K	35.4	2397	80	7-00133-00	7-00134-02			
	4000 K	35.4	2532	80	7-00135-00	7-00136-02			
2270x36 H: 37	3000 K	40.5	2740	80	7-00137-00	7-00138-02			
	4000 K	40.5	2894	80	7-00139-00	7-00140-02			





IP20 | incl. | 50/60Hz 220-240V | CE | A++

CLICKTRACK



WMF INNSBRUCK, AUSTRIA | PHOTO: ARMIN KUPRIAN

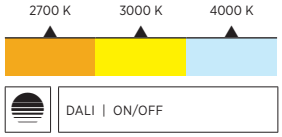

Das flexible Pendelsystem CLICKTRACK 30 eignet sich für vielfältige Beleuchtungsaufgaben, wie Wohnen, für Hotels oder Restaurants. Dank einfacher Montage der vielen verfügbaren Einsätze durch Klicken ist eine schnelle Anpassung an wechselnde Anforderungen gegeben. Zusätzliche Gestaltungsmöglichkeiten bietet der optionale Indirektlichtanteil und der Einsatz der PROLICHT-Farben für die Außenseiten des Aluminiumprofils.

The flexible CLICKTRACK 30 pendant system is suitable for a variety of lighting tasks, such as homes, hotels or restaurants. Thanks to the ease with which the many available inserts can be mounted by clicking them into the track, it can be quickly adapted to changing requirements. The optional indirect light component and the use of the PROLICHT colors for the outside of the aluminum profile offer additional design options.

CLICKTRACK



EASY MOUNTING



Alle Spots werden einfach und werkzeugfrei durch Klick befestigt.

All spots are mounted simply by clicking them into the track, without the need for tools.

DIRECT / INDIRECT ILLUMINATION

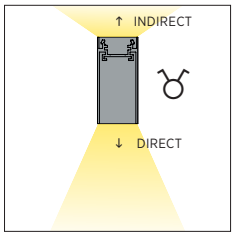

Das System ist mit optionalem Uplight-LED-Modul verfügbar. Up- und Downlights sind getrennt voneinander steuerbar.

An optional uplight LED module is available. The up- and downlight sections can be controlled separately.

DALI POWERLINE COMMUNICATION



Bei der ferngesteuerten Powerline Communication werden DALI-Befehle über Gleichstromleitungen übermittelt. Dies ermöglicht die volle Kontrolle über einzelne Leuchten.

Remote power line communication offers full DALI control of individual luminaires by sending commands via DC power lines.

BI-COLORED 48V TRACK



Das Innere des CLICKTRACK ist grundsätzlich schwarz gehalten, während für die Außenfläche 25 PROLICHT-Farben zur Auswahl stehen, die mit jedem Innenraumkonzept harmonieren.

The CLICKTRACK is always black on the inside, while the outside is available in 25 PROLICHT colors to complement any interior design concept.

EXAMPLE



DIFFUSER FOR INDIRECT LIGHTING



REMOTE 48V (DIRECT) DRIVER AND/OR 24V (INDIRECT)



MECHANICAL AND ELECTRICAL 48V CONNECTION





01 02 03 04 05 07 08 09 12 13 15 16 17 18 19 20 21 22 23 24 25 26 27 28 29

RAL Classic or any other special color on request



PRIVATE RESIDENCE | NIEDERNDORF, TIROL, AUSTRIA, EUROPE | PHOTO: ARMIN KUPRIAN







KOMPONENTEN > COMPONENTS

		DIMENSION MM	DIMENSION MM	ART.-NO STANDARD	ART.-NO DALI-DIM	1-29	TECHN. OPTIONS	
	ALUMINIUM-PROFIL *ALUMINIUM PROFILE*	W: 30 H: 64	per meter	440-0035		◆		
		1000x30	H: 64	440-0010		◆		
		2000x30	H: 64	440-0011		◆		
		3000x30	H: 64	440-0012		◆		
	ENDDECKEL *END CAP*	30x12	H: 64	440-0013		◆		
	LINIENVERBINDER *LINEAR COUPLER*	142x18	H: 19	440-0014				
	SEILABHÄNGUNG *SUSPENSION CABLE*	26x30	L: 2000	440-0015		◆		
		26x30	L: 6000	440-0016		◆		
	VERSORGUNGSEINHEIT 150W 48V - DIREKT *SUPPLY UNIT 150W 48V - DIRECT*	528x64	H: 30	440-0017		◆	⇣	
					440-0018	◆	⇣	
	VERSORGUNGSEINHEIT 100W 24V - INDIREKT *SUPPLY UNIT 100W 24V INDIRECT*	550x56	H: 55	440-0033		◆	⇣	
					440-0034	◆	⇣	
						⇣ SUSPENSION CABLE LENGTH	01 2000mm	02 6000mm

ORDER EXAMPLE: ◆ ⇣ **440-0034 - 02 01** (black, 1000 mm)

MAGIQ 4

IP20 excl. 48V DC CE A++

DIMENSION MM	LED	WATT	LUMEN MAX.	CRI	ART.-N° STANDARD	ART.-N° DALI-DIM	01-29	TECHN. OPTIONS
167x30 H:55	2700 K	16.3	780	90	810-0730	810-0732	◆	⌂
	3000 K	16.3	850	90	810-0740	810-0742	◆	⌂
	4000 K	16.3	880	90	810-0750	810-0752	◆	⌂

REFLECTOR ⌂ 10 (10°) 20 (20°) 40 (40°)

ORDER EXAMPLE: ◆ ⌂ **810-0742 - 03 10** (white, 10°)

MAGIQ 4 KORONA

IP20 excl. 48V DC CE A++

DIMENSION MM	LED	WATT	LUMEN MAX.	CRI	ART.-N° STANDARD	ART.-N° DALI-DIM	01-29	01-29	TECHN. OPTIONS	€ STANDARD	€ DALI-DIM
167x30 H:55	2700 K	16.3	780	90	810-0760	810-0762	◆	▲	⌂		
	3000 K	16.3	850	90	810-0770	810-0772	◆	▲	⌂		
	4000 K	16.3	880	90	810-0780	810-0782	◆	▲	⌂		

REFLECTOR ⌂ 10 (10°) 20 (20°) 40 (40°)

ORDER EXAMPLE: ◆ ▲ ⌂ **810-0760 - 02 19 10** (black, kissg. aphro., 10°)

Hinweise zu technischen Angaben auf Seite 893 | *Technical data are subject to our data policy on page 893*

LEDLINE

DIMENSION MM	LED	WATT	LUMEN	CRI	ART.-NO STANDARD	ART.-NO DALI-DIM		TECHN. OPTIONS	
620x23 H:43	2700 K	6.6	360	90	810-0160				
	2700 K	7.9	540	90		810-0162			
	3000 K	6.6	360	90	810-0170				
	3000 K	7.9	540	90		810-0172			
	4000 K	6.6	360	90	810-0180				
	4000 K	7.9	540	90		810-0182			
IP20							excl.	48V DC	CE A++
820x23 H:43	2700 K	8.8	480	90	810-0190				
	2700 K	10.6	720	90		810-0192			
	3000 K	8.8	480	90	810-0200				
	3000 K	10.6	720	90		810-0202			
	4000 K	8.8	480	90	810-0210				
	4000 K	10.6	720	90		810-0212			
IP20							excl.	48V DC	CE A++
1020x23 H:43	2700 K	11	600	90	810-0220				
	2700 K	13.2	900	90		810-0222			
	3000 K	11	600	90	810-0230				
	3000 K	13.2	900	90		810-0232			
	4000 K	11	600	90	810-0240				
	4000 K	13.2	900	90		810-0242			
IP20							excl.	48V DC	CE A++
1220x23 H:43	2700 K	13.2	720	90	810-0250				
	2700 K	15.8	1080	90		810-0252			
	3000 K	13.2	720	90	810-0260				
	3000 K	15.8	1080	90		810-0262			
	4000 K	13.2	720	90	810-0270				
	4000 K	15.8	1080	90		810-0272			
IP20							excl.	48V DC	CE A++

CLICKLINE INDIRECT

DIMENSION MM	LED	WATT MAX.	LUMEN MAX.	CRI	ART.-NO STANDARD		TECHN. OPTIONS	
1000x10 H: 5	2400 K	9.5	403	90	7-01499-00			
	2700 K	9.5	403	90	7-01500-00			
	3000 K	9.5	403	90	7-01501-00			
2000x10 H: 5	2400 K	20.1	851	90	7-01502-00			
	2700 K	20.1	851	90	7-01503-00			
	3000 K	20.1	851	90	7-01504-00			
3000x10 H: 5	2400 K	30.6	1299	90	7-01505-00			
	2700 K	30.6	1299	90	7-01506-00			
	3000 K	30.6	1299	90	7-01507-00			
IP20						incl.	24V DC	CE A++

CENTRIQ



DIMENSION MM	LED	WATT	LUMEN	CRI	ART.-NO STANDARD	ART.-NO DALI-DIM	1-29	1-29	TECHN. OPTIONS	€ STANDARD	€ DALI-DIM
Ø30 H:99	2700 K	4.4	250	90	140-0710	140-0712	◆	▲			
	3000 K	4.4	270	90	140-0720	140-0722	◆	▲			
	4000 K	4.4	290	90	140-0730	140-0732	◆	▲			
IP20							excl.		48V DC CE A++		
Ø40 H:113	2700 K	6.5	360	90	140-0650	140-0652	◆	▲			
	3000 K	6.5	390	90	140-0660	140-0662	◆	▲			
	4000 K	6.5	420	90	140-0670	140-0672	◆	▲			
IP20							excl.		48V DC CE A++		
Ø40 H:113	2700 K	6.5	468	90	140-0740	140-0742	◆	▲	1		
	3000 K	6.5	490	90	140-0750	140-0752	◆	▲	1		
	4000 K	6.5	520	90	140-0760	140-0762	◆	▲	1		
IP20							excl.		48V DC CE A++		
Ø55 H:137	2700 K	9.2	486	90	140-0680	140-0682	◆	▲			
	3000 K	9.2	524	90	140-0690	140-0692	◆	▲			
	4000 K	9.2	548	90	140-0700	140-0702	◆	▲			
IP20							excl.		48V DC CE A++		
Ø55 H:137	2700 K	12	720	90	140-0770	140-0772	◆	▲	2		
	3000 K	12	760	90	140-0780	140-0782	◆	▲	2		
	4000 K	12	820	90	140-0790	140-0792	◆	▲	2		
IP20							excl.		48V DC CE A++		

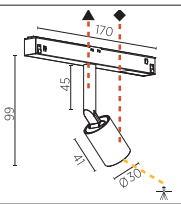



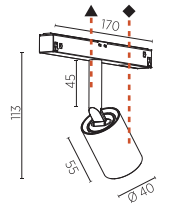



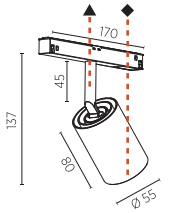

LENS 24 32 — 24° 32°

1 BEAM ANGLE 20 31 36 40 50 — 20° 31° 36° 40° 50°

2 BEAM ANGLE 15 17 25 33 35 46 — 15° 17° 25° 33° 35° 46°

ORDER EXAMPLE: ◆ ▲ 🖇 **140-0712 - 02 03 24** (02 black, 03 white, 24 24°)



Hinweise zu technischen Angaben auf Seite 893 | *Technical data are subject to our data policy on page 893*

SNOOKER



DIMENSION MM	LED	WATT	LUMEN	CRI	ART.-NO STANDARD	ART.-NO DALI-DIM	1-29	TECHN. OPTIONS	€ STANDARD	€ DALI-DIM
Ø72 H:2000	2700 K	6.5	280	90	810-0100	810-0102	◆	T		
	3000 K	6.5	310	90	810-0110	810-0112	◆	T		
	4000 K	6.5	330	90	810-0120	810-0122	◆	T		

IP20 

excl. 48V DC CE A++

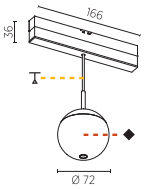

SUSP. CABLE COLOR+LENGTH

01 03 05 07 09
02 04 06 08 10
4000 2000

ORDER EXAMPLE: ◆ T
810-0112 - 03 01
white 2 m black

SNOOKER SHINE



DIMENSION MM	LED	WATT	LUMEN	CRI	ART.-NO STANDARD	ART.-NO DALI-DIM	1-29	TECHN. OPTIONS
Ø72 H:2000	2700 K	6.5	280	90	810-0130	810-0132	◆	⬭ T
	3000 K	6.5	310	90	810-0140	810-0142	◆	⬭ T
	4000 K	6.5	330	90	810-0150	810-0152	◆	⬭ T

IP20 

excl. 48V DC CE A++

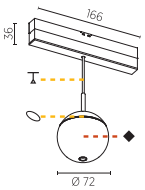

SHINERING ⬭ 01 02 03 04 05 06

SUSP. CABLE COLOR+LENGTH

01 03 05 07 09
02 04 06 08 10
4000 2000

ORDER EXAMPLE: ◆ ⬭ T
810-0130 - 03 04 10
white red 4 m green

COLOR SAMPLES



Color No.: 27 COPPER MINE



Color No.: 29 JAZZ GOLD



Color No.: 26 CHAMPAGNE CREAM



Color No.: 28 ANCIENT BRONZE



HANGOVER PLUG 30

DIMENSION MM	LED	WATT	LUMEN MAX.	CRI	ART.-NO STANDARD	ART.-NO DALI-DIM	1-29	1-29	TECHN. OPTIONS	
Ø28 H: 150	2700 K	7	328	90	810-0410	810-0413	◆	▲		
	3000 K	7	363	90	810-0411	810-0414	◆	▲		
	4000 K	7	386	90	810-0412	810-0415	◆	▲		
IP20							48V DC excl.		0,5m	CE A++
Ø28 H: 300	2700 K	7	328	90	810-0423	810-0426	◆	▲		
	3000 K	7	363	90	810-0424	810-0427	◆	▲		
	4000 K	7	386	90	810-0425	810-0428	◆	▲		
IP20							48V DC excl.		0,5m	CE A++
Ø28 H: 450	2700 K	7	328	90	810-0436	810-0439	◆	▲		
	3000 K	7	363	90	810-0437	810-0440	◆	▲		
	4000 K	7	386	90	810-0438	810-0441	◆	▲		
IP20							48V DC excl.		0,5m	CE A++

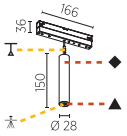

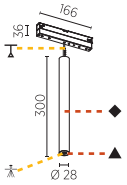

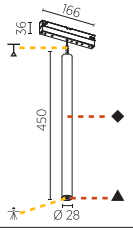

LENS: ...24 24° | ...32 32° | ...58 58° | STANDARD | ...34 34° | ...55 55° | LFO

SUSP. CABLE COLOR+LENGTH: 01 03 05 07 09 / 02 04 06 08 10 — 2000 / 4000

ORDER EXAMPLE: ◆ ▲ LENS SUSP. CABLE
810-0412 - 03 03 34 01
03 white, 03 white, 34 34° lfo, 01 black 2 m

HANGOVER PLUG 30 SHINE

DIMENSION MM	LED	WATT	LUMEN MAX.	CRI	ART.-NO STANDARD	ART.-NO DALI-DIM	1-29	1-29	TECHN. OPTIONS	
Ø28 H: 150	2700 K	7	328	90	810-0416	810-0419	◆	▲		
	3000 K	7	363	90	810-0417	810-0420	◆	▲		
	4000 K	7	386	90	810-0418	810-0421	◆	▲		
IP20							excl.		0,5m	48V DC CE A++
Ø28 H: 300	2700 K	7	328	90	810-0429	810-0432	◆	▲		
	3000 K	7	363	90	810-0430	810-0433	◆	▲		
	4000 K	7	386	90	810-0431	810-0434	◆	▲		
IP20							excl.		0,5m	48V DC CE A++
Ø28 H: 450	2700 K	7	328	90	810-0442	810-0445	◆	▲		
	3000 K	7	363	90	810-0443	810-0446	◆	▲		
	4000 K	7	386	90	810-0444	810-0447	◆	▲		
IP20							excl.		0,5m	48V DC CE A++

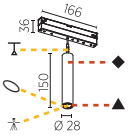

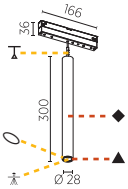

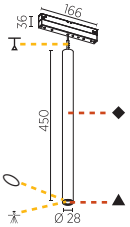

LENS: ...24 24° | ...32 32° | ...58 58° | STANDARD

SHINERING: 1... | 2... | 3... | 4... | 5... | 6...

SUSP. CABLE COLOR+LENGTH: ...1 ...3 ...5 ...7 ...9 / ...2 ...4 ...6 ...8 ...0 — 2000 / 4000

ORDER EXAMPLE: ◆ ▲ LENS ○ SHINERING SUSP. CABLE
810-0443 - 03 03 24 4 0
03 white, 03 white, 24 24°, 4 red, 0 4 m green

Hinweise zu technischen Angaben auf Seite 893 | *Technical data are subject to our data policy on page 893*

HANGOVER 40

CRI 90 **IP20** incl. 48V DC A++

DIMENSION MM	WATT	LUMEN MAX.	ART.-Nº STANDARD	ART.-Nº DALI-DIM	1-29	1-29	TECHNIC OPTIONS
Ø40 L:150	10	843	810-0600	810-0602	◆	▲	CCT
Ø40 L:300	10	843	810-0610	810-0612	◆	▲	CCT
Ø40 L:450	10	843	810-0620	810-0622	◆	▲	CCT

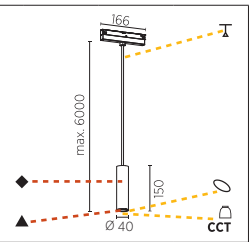

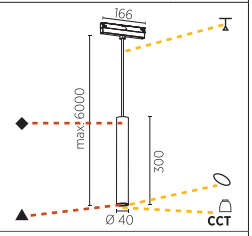

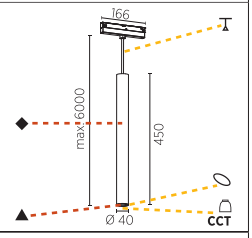

CCT: 27 (2700 K) 30 (3000 K) 40 (4000 K)

REFLECTOR FWHM: 40 (40°) 50 (50°)

SHINERING X: 00 01 02 03 04 05 06

SUSP. CABLE COLOR+LENGTH: 01 02 03 04 / 06 07 08 09 — 2000 / 6000

O. EXAMPLE: **810-0612 -** ◆ **03** ▲ **03** CCT **27** **40** **00** **04** 2000 mm (◆ white, ▲ white, CCT dir.: 2700K, 40°, no ring, red)

HANGOVER PLUG 40

CRI 90 **IP20** incl. 48V DC A++

DIMENSION MM	WATT	LUMEN MAX.	ART.-Nº STANDARD	ART.-Nº DALI-DIM	ART.-Nº CASAMBI	1-29	1-29	TECHNIC OPTIONS
Ø40 L:150	10	843	810-0530	810-0532		◆	▲	CCT
Ø40 L:300	10	843	810-0540	810-0542		◆	▲	CCT
Ø40 L:450	10	843	810-0550	810-0552		◆	▲	CCT

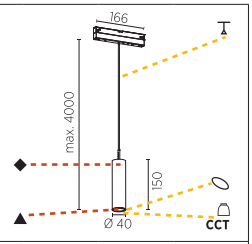

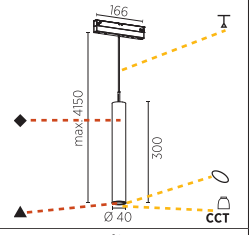

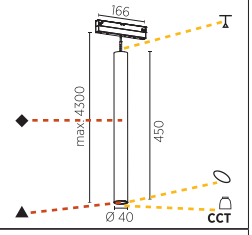

CCT: 27 (2700 K) 30 (3000 K) 40 (4000 K)

REFLECTOR FWHM: 40 (40°) 50 (50°)

SHINERING X: 00 01 02 03 04 05 06

SUSP. CABLE COLOR+LENGTH: 01 03 05 07 09 / 02 04 06 08 10 — 2000 / 4000

O. EXAMPLE: **810-0532-** ◆ **03** ▲ **03** CCT **27** **40** **01** **08** red 4000 (◆ white, ▲ white, CCT dir.: 2700K, 40°, white ring)

HANGOVER 75

CRI 90 **IP20** incl. 48V DC A++

DIMENSION MM	WATT	LUMEN MAX.	STANDARD	ART.-Nº DALI-DIM	CASAMBI	1-29	1-29	TECHNIC OPTIONS
Ø75 L:150	10	923	810-0490	810-0492		◆	▲	CCT
Ø75 L:150	20	1821	810-0500	810-0502		◆	▲	CCT CCTi
Ø75 L:300	10	923	810-0510	810-0512		◆	▲	CCT
Ø75 L:300	20	1821	810-0520	810-0522		◆	▲	CCT CCTi

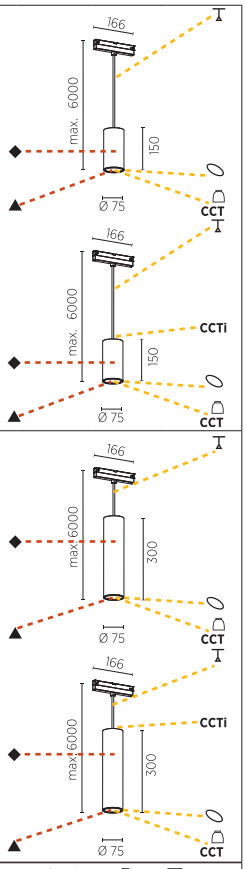

CCT 27 30 40
C. TEMP.: 2700K 3000K 4000K
CCTi 27 30 40

REFLECTOR FWHM 18 36 52 / 18° 36° 52°

SHINERING X 00 01 02 03 04 05 06

SUSP. CABLE COLOR+LENGTH
01 02 03 04 2000
06 07 08 09 6000

O. EXAMPLE: ◆ ▲ CCT CCTi
810-0520- 03 03 27 40 02 09 40
white white dir.: 2700K 40° yellow 6000 mm red ind.: 4000K

HANGOVER PLUG 75

CRI 90 **IP20** incl. 48V DC A++

DIMENSION MM	WATT	LUMEN MAX.	STANDARD	ART.-Nº DALI-DIM	CASAMBI	1-29	1-29	TECHNIC OPTIONS
Ø75 L:150	6	432	810-0470	810-0472		◆	▲	CCT
Ø75 L:150	9.5	778	810-0480	810-0482		◆	▲	CCT CCTi

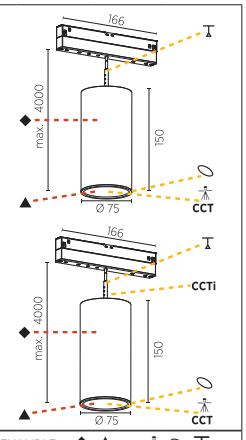

CCT 27 30 40
C. TEMP.: 2700K 3000K 4000K
CCTi 27 30 40

LENS ...09 ...24 ...39 / 9° 24° 39° STANDARD

SHINERING X 00 01 02 03 04 05 06

SUSP. CABLE COLOR+LENGTH
01 03 05 07 09 4000
02 04 06 08 10 2000

EXAMPLE: ◆ ▲ CCT CCTi
810-0482 03 03 27 24 00 07 40
white white dir.: 2700K 24° no ring red 2000 ind.: 4000K

KANN-ZUBEHÖR › CAN-HAVE ACCESSORY

DIMENSION MM	ART.-NO STANDARD	1-6
Ø71	800-1080Y	◆
Ø71	800-1080O	◆
Ø71	800-1080R	◆
Ø71	800-1080B	◆
Ø71	800-1080G	◆

INDIREKT DIFFUSOR
INDIRECT DIFFUSER

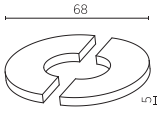

Hinweise zu technischen Angaben auf Seite 893 | *Technical data are subject to our data policy on page 893*

HYPRO
40



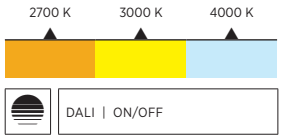

HYPRO 40

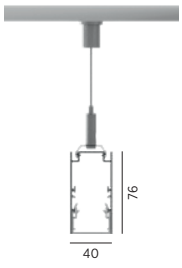

Das Profilsystem HYPRO 40 steht für minimalistische Beleuchtungsstrukturen, die sich individuell konfigurieren lassen. Das abgependelte Profil mit 230-V-Steckersystem lässt sich sowohl für die Allgemein- als auch für eine Akzentbeleuchtung nutzen. Dank vielfältiger Verbinder und Knoten lassen sich im Raum schwebende grafische Lichtlinien zeichnen, die in den PROLICHT-Farben gestaltet werden können.

The HYPRO 40 profile system stands for minimalist lighting structures that can be configured individually. The suspended profile with 230 V plug system can be used for general as well as accent lighting. Thanks to a variety of connectors and nodes, floating lines of light can be drawn in the room and designed in the PROLICHT colors.

RICO LINE – REFLECTOR INTEGRATED CUT-OFF

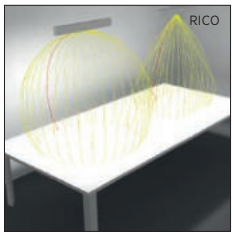

Die speziellen Mikroreflektoren der RICO LINE verbessern die Effizienz und erreichen extrem niedrige UGR-Werte, teilweise kleiner 0.

The special micro reflectors inside RICO LINE improve efficiency and achieve extremely low UGR values, sometimes less than 0.

LINEAR WALLWASH INTEGRATION



Verbindung eines bündigen, blendfreien und linearen MAGIQ HOLLOW WALLWASH-Strahlers mit der vertikalen Beleuchtung des MAGIQ WALLWASH.

Integration of a flush glare-free linear MAGIQ HOLLOW WALLWASH spotlight with the vertical boost of the MAGIQ WALLWASH.

LOW GLARE DOWNLIGHTS KORONA EFFECT



Integrierte MAGIQ-Module mit ausgezeichneter Blendfreiheit und einem Abblendwinkel von 21°. Optionale KORONA CONES als Blickfang.

Integrated MAGIQ modules with low glare and a cut-off angle of 21°. Optional KORONA CONES for an eye-catching effect.

KORONA PROFILE



Eine geringfügig tiefere Aluminiumabdeckung, die in 25 PROLICHT-Farben und einer Reihe an Längen verfügbar ist, bildet einen schönen Blickfang.

A slightly deeper aluminium cover, available in 25 PROLICHT colors and a choice of lengths, is a great focal point.

EXAMPLE



MOVABLE SUSPENSION CLIPS



DEFINING 3D GEOMETRICAL LINES



CUTABLE BLACK PLASTIC COVER



SCREWLESS END CAPS



01 02 03 04 05 07 08 09 12 13 15 16 17 18 19 20 21 22 23 24 25 26 27 28 29

RAL Classic or any other special color on request




CON
FIGU
RAT
ION
SIZE
Lenovo



PHOTO: ARMIN KUPRIAN





PROLICHT OFFICE VIENNA, AUSTRIA | PHOTO: STUDIO KERSCHBAUM



JAGUAR LAND ROVER TERLOUW, OOSTERHOUT, NETHERLANDS | ARCHITECT: GERT JAN HIENSCH | PHOTO: THEA VAN DEN HEUVEL


2.9%
RENTE

KOMPONENTEN > COMPONENTS		DIMENSION MM		ART.-NO STANDARD	1-29	TECHN. OPTIONS		
	ALUMINIUM-PROFIL *ALUMINIUM PROFILE*	W: 38 H: 76	per meter	440-0001	◆			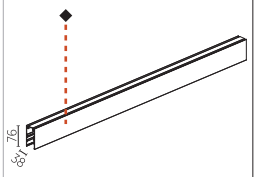
	ENDDECKEL *END CAP*	12x38 H: 76		81054	◆			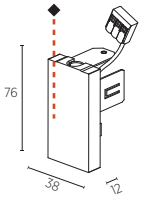
	LINIENVERBINDER *LINEAR COUPLER*	150x35 H: 33		81050				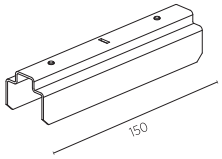
	KNOTEN L-VERBINDER *JUNCTION* *L-CONNECTOR*	70x70 H: 76		81055	◆			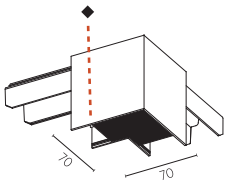
	KNOTEN T-VERBINDER *JUNCTION* *T-CONNECTOR*	70x100 H: 76		81056	◆			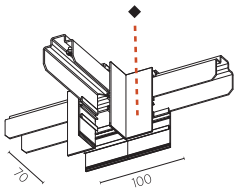
	KNOTEN X-VERBINDER *JUNCTION* *X-CONNECTOR*	100x100 H: 76		81057	◆			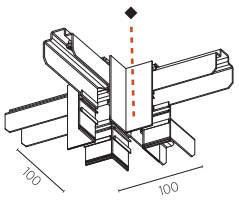
	KNOTEN DECKE/WAND VERBINDER *JUNCTION* *WALL/CEILING CONNECTOR*	210x39 H: 210		81059	◆			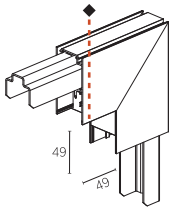
	SEILABHÄNGUNG MIT MONTAGECLIP *SUSPENSION CABLE WITH* *INSTALLATION CLIP*	30x30 L: 2000		440-0002	◆	⇣		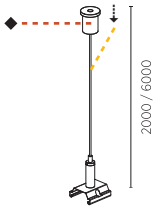
						⇣ SUSPENSION CABLE LENGTH	01 2000mm 02 6000mm	ORDER EXAMPLE: ◆ ⇣ **440-0002 - 02 02** black 6000

Hinweise zu technischen Angaben auf Seite 893 | *Technical data are subject to our data policy on page 893*

KOMPONENTEN > COMPONENTS		DIMENSION MM	DIMENSION MM²	ART.-NO STANDARD	1-29	TECHN. OPTIONS		
	EINSPEISUNG *POWER FEED*	Ø 81 L: 2000	3x 0,75	100-112	◆			
			5x 0,75	100-113	◆			
			4x 0,75	100-114	◆			
		Ø 81 L: 6000	3x 0,75	100-115	◆			
			5x 0,75	100-116	◆			
			4x 0,75	100-117	◆			
	EINSPEISUNG *POWER FEED*	Ø 81 L: 2000	3x 0,75	81030	◆	⊥		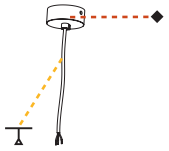
			5x 0,75	81031	◆	⊥		
		Ø 81 L: 6000	3x 0,75	81032	◆	⊥		
			5x 0,75	81033	◆	⊥		
	MITTENEINSPEISUNG *CENTRAL FEED*	31x27 H: 45		81051				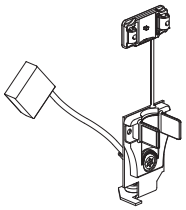
	KABELHALTER *CABLE-HOLDER*	25x36 H: 22		81052				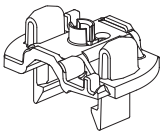
	DIFFUSOR OPAL *DIFFUSER OPAL*	W: 35 H: 28	per meter	81082				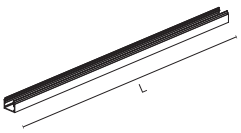
		705x35 H: 28		81060				
		1128x35 H: 28		81087				
		1408x35 H: 28		81061				
		2113x35 H: 28		81062				
		2815x35 H: 28		81063				
	MICRO-PRISMEN *MICROPRISM*	W: 35 H: 28	per meter	81240				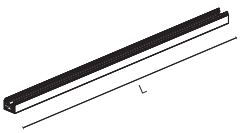
		705x35 H: 28		81064				
		1128x35 H: 28		81091				
		1408x35 H: 28		81065				
		2113x35 H: 28		81066				
		2815x35 H: 28		81067				
	ABDECKUNG SCHWARZ *COVER BLACK*	1000x35 H: 28		81068				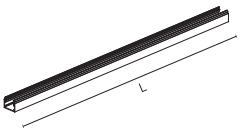
		2000x35 H: 28		81069				
		3000x35 H: 28		81070				
	RICO ABDECKUNG TRANSPARENT/SCHWARZ *RICO COVER TRANSPARENT/BLACK*	H:50	per meter	81241				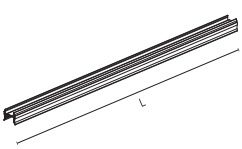
		705x29	H:50	81076				
		1128x29	H:50	81095				
		1408x29	H:50	81077				
		1833x29	H:50	81096				
		2113x29	H:50	81078				
		2256x29	H:50	81097				
		2536x29	H:50	81098				
		2815x29	H:50	81079				

SUSPENSION-CABLE COLOUR: 01 (white) | 02 | 03 | 04

ORDER EXAMPLE: ◆ ⊥
81032 - 02 01
black / white

KOMPONENTEN > COMPONENTS		DIMENSION MM		ART.-NO STANDARD	1-29	TECHN. OPTIONS		
	KORONA PROFIL *ALUMINIUM PROFILE*	H: 27	per meter	81053	◆			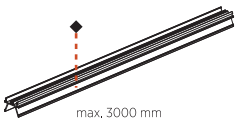
	ENDDECKEL KORONA 1 PAAR *END PLATE KORONA* *1 PAIR*	1x35 H: 28		81071	◆			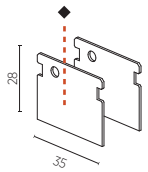
								ORDER EXAMPLE: ◆ **81071 - 02** back

HYPLINE 40

	DIMENSION MM	LED	WATT MAX.	LUMEN MAX.	CRI	ART.-NO STANDARD	ART.-NO DALI-DIM		TECHN. OPTIONS		
	705x29 H: 50	2700 K	16.5	1595	80	7-00934-00	7-00935-02				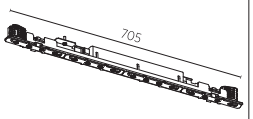
		3000 K	16.5	1702	80	7-00936-00	7-00937-02				
		4000 K	16.5	1772	80	7-00938-00	7-00939-02				
	IP20							incl. 50/60Hz 220-240V CE A++			
	1128x29 H: 50	2700 K	26.4	2552	80	7-00874-00	7-00876-02				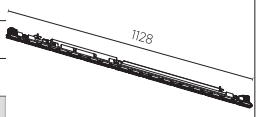
		3000 K	26.4	2723	80	7-00877-00	7-01999-02				
		4000 K	26.4	2836	80	7-00878-00	7-00879-02				
	IP20							incl. 50/60Hz 220-240V CE A++			
	1408x29 H: 50	2700 K	33.0	3190	80	7-00940-00	7-00941-02				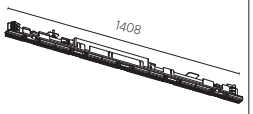
		3000 K	33.0	3403	80	7-00942-00	7-00943-02				
		4000 K	33.0	3545	80	7-00944-00	7-00945-02				
	IP20							incl. 50/60Hz 220-240V CE A++			

DE | Linearer Einsatz zur Nutzung mit Diffusor oder Microprisma
EN | Linear insert for use with Diffuser or Micro Prism



Hinweise zu technischen Angaben auf Seite 893 | *Technical data are subject to our data policy on page 893*

CENTRIQ



DIMENSION MM	LED	WATT MAX.	LUMEN MAX.	CRI	ART.-NO STANDARD	ART.-NO DALI-DIM	1-29	1-29	1-29	TECHN. OPTIONS
Ø 30 H: 74	2700 K	4.4	258	90	7-00982-00	7-00983-02	◆	▲	●	
	3000 K	4.4	270	90	7-00984-00	7-00985-02	◆	▲	●	
	4000 K	4.4	294	90	7-00986-00	7-00987-02	◆	▲	●	
IP20					incl.		50/60Hz 220-240V			
Ø 40 H: 86	2700 K	6.4	350	90	7-00988-00	7-00989-02	◆	▲	●	
	3000 K	6.4	378	90	7-00990-00	7-00991-02	◆	▲	●	
	4000 K	6.4	402	90	7-00992-00	7-00993-02	◆	▲	●	
IP20	s/s 10°				incl.		50/60Hz 220-240V			
Ø 40 H: 86	2700 K	6.5	468	90	7-00994-00	7-00995-02	◆	▲	●	1
	3000 K	6.5	490	90	7-00996-00	7-00997-02	◆	▲	●	1
	4000 K	6.5	520	90	7-00998-00	7-00999-02	◆	▲	●	1
IP20					incl.		50/60Hz 220-240V			
Ø 55 H: 112	2700 K	9.2	486	90	7-01000-00	7-01001-02	◆	▲	●	
	3000 K	9.2	524	90	7-01002-00	7-01003-02	◆	▲	●	
	4000 K	9.2	548	90	7-01004-00	7-01005-02	◆	▲	●	
IP20	s/s 9°				incl.		50/60Hz 220-240V			
Ø 55 H: 112	2700 K	12	720	90	7-01006-00	7-01007-02	◆	▲	●	2
	3000 K	12	760	90	7-01008-00	7-01009-02	◆	▲	●	2
	4000 K	12	820	90	7-01010-00	7-01011-02	◆	▲	●	2
IP20					incl.		50/60Hz 220-240V			

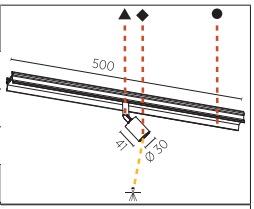

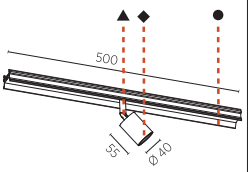

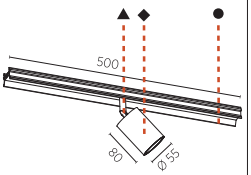

LENS 24 32 — 24° 32°

1 BEAM ANGLE 20 31 36 40 50 — 20° 31° 36° 40° 50°

2 BEAM ANGLE 15 17 25 33 35 46 — 15° 17° 25° 33° 35° 46°

ORDER EXAMPLE: ◆ ▲ ● 24 — **7-00987-02 - 02 03 04 24** (black, white, creamy, 24°)

CENTRIQ DOUBLE



DIMENSION MM	LED	WATT MAX.	LUMEN MAX.	CRI	ART.-NO STANDARD	ART.-NO DALI-DIM	1-29	1-29	1-29	TECHN. OPTIONS
Ø 30 H: 74	2700 K	8.8	517	90	7-01012-00	7-01013-02	◆	▲	●	
	3000 K	8.7	541	90	7-01014-00	7-01015-02	◆	▲	●	
	4000 K	8.8	588	90	7-01016-00	7-01017-02	◆	▲	●	
IP20					incl.		50/60Hz 220-240V			
Ø 40 H: 86	2700 K	12.9	701	90	7-01018-00	7-01019-02	◆	▲	●	
	3000 K	12.8	756	90	7-01020-00	7-01021-02	◆	▲	●	
	4000 K	12.8	804	90	7-01022-00	7-01023-02	◆	▲	●	
IP20	s/s 10°				incl.		50/60Hz 220-240V			
Ø 40 H: 86	2700 K	13	936	90	7-01024-00	7-01025-02	◆	▲	●	1
	3000 K	13	980	90	7-01026-00	7-01027-02	◆	▲	●	1
	4000 K	13	1040	90	7-01028-00	7-01029-02	◆	▲	●	1
IP20					incl.		50/60Hz 220-240V			
Ø 55 H: 112	2700 K	18.3	972	90	7-01030-00	7-01031-02	◆	▲	●	
	3000 K	18.3	1048	90	7-01032-00	7-01033-02	◆	▲	●	
	4000 K	18.3	1096	90	7-01034-00	7-01035-02	◆	▲	●	
IP20	s/s 9°				incl.		50/60Hz 220-240V			
Ø 55 H: 112	2700 K	24	1440	90	7-01036-00	7-01037-02	◆	▲	●	2
	3000 K	24	1520	90	7-01038-00	7-01039-02	◆	▲	●	2
	4000 K	24	1640	90	7-01040-00	7-01041-02	◆	▲	●	2
IP20					incl.		50/60Hz 220-240V			

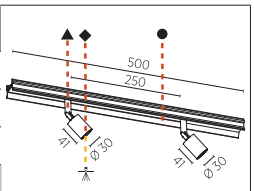

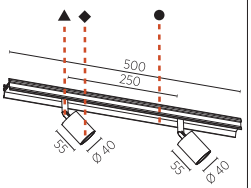

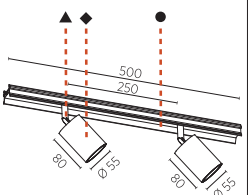

LENS 24 32 — 24° 32°

1 BEAM ANGLE 20 31 36 40 50 — 20° 31° 36° 40° 50°

2 BEAM ANGLE 15 17 25 33 35 46 — 15° 17° 25° 33° 35° 46°

ORDER EXAMPLE: ◆ ▲ ● 24 — **7-01017-02 - 02 03 04 24** (black, white, creamy, 24°)

MAGIQ 4



DIMENSION MM	LED	WATT MAX.	LUMEN MAX.	CRI	ART.-NO STANDARD	ART.-NO DALI-DIM	TECHN. OPTIONS
510x35 H: 72	2700 K	13.3	763	90	7-00886-00		
	3000 K	13.3	827	90	7-00888-00		
	4000 K	13.3	858	90	7-00890-00		

IP20 BLACK incl. 50/60Hz 220-240V A++

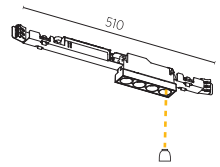



DIMENSION MM	LED	WATT MAX.	LUMEN MAX.	CRI	ART.-NO STANDARD	ART.-NO DALI-DIM	TECHN. OPTIONS
650x35 H: 72	2700 K	13.3	763	90	7-00887-02		
	3000 K	13.3	827	90	7-00889-02		
	4000 K	13.3	858	90	7-00891-02		

IP20 BLACK incl. 50/60Hz 220-240V A++

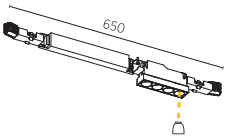

REFLECTOR 10 20 40 (10° 20° 40°)

ORDER EXAMPLE: **7-00891-02 - 10**



MAGIQ 4 KORONA



DIMENSION MM	LED	WATT MAX.	LUMEN MAX.	CRI	ART.-NO STANDARD	ART.-NO DALI-DIM	1-29	TECHN. OPTIONS
510x35 H: 72	2700 K	13.3	783	90	7-00904-00		◆	
	3000 K	13.3	848	90	7-00906-00		◆	
	4000 K	13.3	880	90	7-00908-00		◆	

IP20 BLACK incl. 50/60Hz 220-240V A++

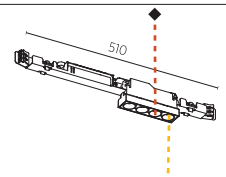



DIMENSION MM	LED	WATT MAX.	LUMEN MAX.	CRI	ART.-NO STANDARD	ART.-NO DALI-DIM	1-29	TECHN. OPTIONS
650x35 H: 72	2700 K	13.3	783	90	7-00905-02		◆	
	3000 K	13.3	848	90	7-00907-02		◆	
	4000 K	13.3	880	90	7-00909-02		◆	

IP20 BLACK incl. 50/60Hz 220-240V A++

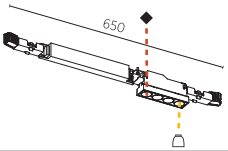

REFLECTOR 10 20 40 (10° 20° 40°)

ORDER EXAMPLE: ◆ **7-00909-02 - 02 10**



MAGIQ 4 WITH MICRO-DOT



DIMENSION MM	LED	WATT	LUMEN MAX.	CRI	ART.-NO STANDARD	ART.-NO DALI-DIM	TECHN. OPTIONS
510x35 H:72	2700 K	13.3	640	90	7-02012-00		
	3000 K	13.3	692	90	7-02014-00		
	4000 K	13.3	720	90	7-02016-00		

IP20 BLACK incl. 0,5m 50/60Hz 220-240V A++

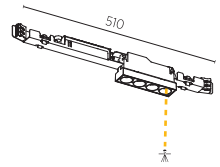



DIMENSION MM	LED	WATT	LUMEN MAX.	CRI	ART.-NO STANDARD	ART.-NO DALI-DIM	TECHN. OPTIONS
650x35 H:72	2700 K	13.3	640	90	7-02013-02		
	3000 K	13.3	692	90	7-02015-02		
	4000 K	13.3	720	90	7-02017-02		

IP20 BLACK incl. 0,5m 50/60Hz 220-240V A++

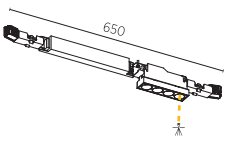

LENS ...21 21° ...38 38° LFO

ORDER EXAMPLE: **7-02013-02 - 21**

MAGIQ 4+4



DIMENSION MM	LED	WATT MAX.	LUMEN MAX.	CRI	ART.-NO STANDARD	ART.-NO DALI-DIM	TECHN. OPTIONS
710x35 H: 72	2700 K	26.6	1526	90	7-00892-00		
	3000 K	26.6	1654	90	7-00894-00		
	4000 K	26.6	1717	90	7-00896-00		

IP20 BLACK incl. 50/60Hz 220-240V A++

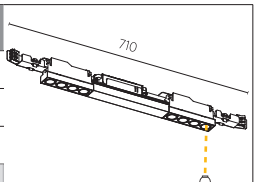



DIMENSION MM	LED	WATT MAX.	LUMEN MAX.	CRI	ART.-NO STANDARD	ART.-NO DALI-DIM	TECHN. OPTIONS
910x35 H: 72	2700 K	26.6	1526	90	7-00893-02		
	3000 K	26.6	1654	90	7-00895-02		
	4000 K	26.6	1717	90	7-00897-02		

IP20 BLACK incl. 50/60Hz 220-240V A++

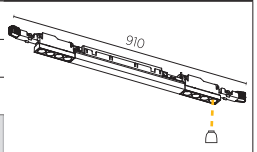

REFLECTOR 10 20 40 (10° 20° 40°)

ORDER EXAMPLE: **7-00897-02 - 10**



Hinweise zu technischen Angaben auf Seite 893 | *Technical data are subject to our data policy on page 893*

MAGIQ 4+4 KORONA

DIMENSION MM	LED	WATT MAX.	LUMEN MAX.	CRI	ART.-NO STANDARD	ART.-NO DALI-DIM	1-29	TECHN. OPTIONS
710x35 H: 72	2700 K	26.6	1565	90	7-00910-00		◆	
	3000 K	26.6	1696	90	7-00912-00		◆	
	4000 K	26.6	1760	90	7-00914-00		◆	
IP20 BLACK								incl. 50/60Hz 220-240V A++
910x35 H: 72	2700 K	26.6	1565	90	7-00911-02		◆	
	3000 K	26.6	1696	90	7-00913-02		◆	
	4000 K	26.6	1760	90	7-00915-02		◆	
IP20 BLACK								incl. 50/60Hz 220-240V A++

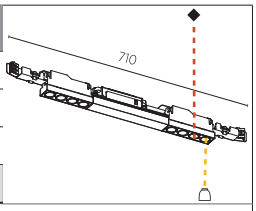

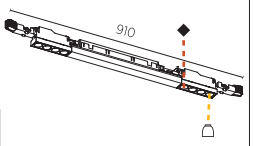

REFLECTOR 10 20 40 (10° 20° 40°)

ORDER EXAMPLE: ◆ **7-00915-02 - 02 10** (black 10°)

MAGIQ 4+4 WITH MICRO-DOT

DIMENSION MM	LED	WATT	LUMEN MAX.	CRI	ART.-NO STANDARD	ART.-NO DALI-DIM	TECHN. OPTIONS
710x35 H:72	2700 K	26.6	1280	90	7-02018-00		
	3000 K	26.6	1384	90	7-02020-00		
	4000 K	26.6	1440	90	7-02022-00		
IP20 BLACK							incl. 0,5m 50/60Hz 220-240V A++
910x35 H:72	2700 K	2700 K	26.6	90	7-02019-02		
	3000 K	3000 K	26.6	90	7-02021-02		
	4000 K	4000 K	26.6	90	7-02023-02		
IP20 BLACK							incl. 0,5m 50/60Hz 220-240V A++

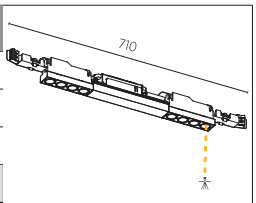

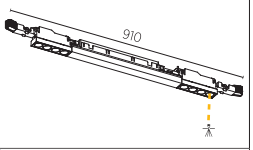

LENS ...21 21° ...38 38° LFO

ORDER EXAMPLE: **7-02021-02 - 38** (38°)

MAGIQ 8

DIMENSION MM	LED	WATT MAX.	LUMEN MAX.	CRI	ART.-NO STANDARD	ART.-NO DALI-DIM	TECHN. OPTIONS
650x35 H: 72	2700 K	26.6	1526	90	7-00898-00		
	3000 K	26.6	1654	90	7-00900-00		
	4000 K	26.6	1717	90	7-00902-00		
IP20 BLACK							incl. 50/60Hz 220-240V A++
840x35 H: 72	2700 K	26.6	1526	90	7-00899-02		
	3000 K	26.6	1654	90	7-00901-02		
	4000 K	26.6	1717	90	7-00903-02		
IP20 BLACK							incl. 50/60Hz 220-240V A++

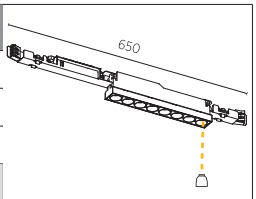

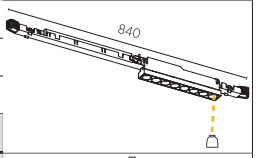

REFLECTOR 10 20 40 (10° 20° 40°)

ORDER EXAMPLE: **7-00903-02 - 10** (10°)

MAGIQ 8 KORONA

DIMENSION MM	LED	WATT MAX.	LUMEN MAX.	CRI	ART.-NO STANDARD	ART.-NO DALI-DIM	1-29	TECHN. OPTIONS
650x35 H: 72	2700 K	26.6	1565	90	7-00916-00		◆	
	3000 K	26.6	1696	90	7-00918-00		◆	
	4000 K	26.6	1760	90	7-00920-00		◆	
IP20 BLACK								incl. 50/60Hz 220-240V A++
840x35 H: 72	2700 K	26.6	1565	90	7-00917-02		◆	
	3000 K	26.6	1696	90	7-00919-02		◆	
	4000 K	26.6	1760	90	7-00921-02		◆	
IP20 BLACK								incl. 50/60Hz 220-240V A++

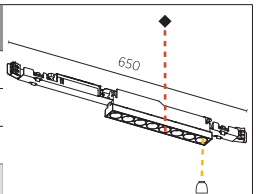

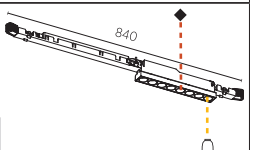

REFLECTOR 10 20 40 (10° 20° 40°)

ORDER EXAMPLE: ◆ **7-00921-02 - 02 10** (black 10°)

MAGIQ 8 WITH MICRO-DOT



DIMENSION MM	LED	WATT	LUMEN MAX.	CRI	ART.-NO STANDARD	ART.-NO DALI-DIM	TECHN. OPTIONS
650x35 H:72	2700 K	26.6	1280	90	7-02024-00		
	3000 K	26.6	1384	90	7-02026-00		
	4000 K	26.6	1440	90	7-02028-00		

IP20 BLACK — incl. — 0,5m — 50/60Hz 220-240V — A++

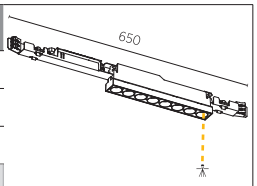



DIMENSION MM	LED	WATT	LUMEN MAX.	CRI	ART.-NO STANDARD	ART.-NO DALI-DIM	TECHN. OPTIONS
840x35 H:72	2700 K	26.6	1280	90		7-02025-02	
	3000 K	26.6	1384	90		7-02027-02	
	4000 K	26.6	1440	90		7-02029-02	

IP20 BLACK — incl. — 0,5m — 50/60Hz 220-240V — A++

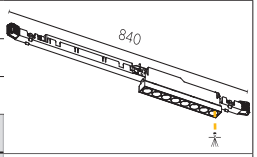

LENS: ...21 (21°) ...38 (38°) LFO

ORDER EXAMPLE: **7-02026-00 - 21**



MAGIQ 8+8



DIMENSION MM	LED	WATT MAX.	LUMEN MAX.	CRI	ART.-NO STANDARD	ART.-NO DALI-DIM	TECHN. OPTIONS
1170x35 H: 72	2700 K	53.1	3053	90	7-00946-00	7-00947-02	
	3000 K	53.1	3308	90	7-00948-00	7-00949-02	
	4000 K	53.1	3434	90	7-00950-00	7-00951-02	

IP20 BLACK — incl. — 50/60Hz 220-240V — A++

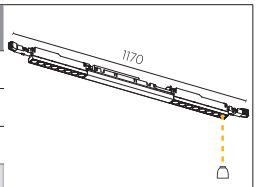

REFLECTOR: 10 (10°) 20 (20°) 40 (40°)

ORDER EXAMPLE: **7-00951-02 - 10**

MAGIQ 8+8 KORONA



DIMENSION MM	LED	WATT MAX.	LUMEN MAX.	CRI	ART.-NO STANDARD	ART.-NO DALI-DIM	1-29	TECHN. OPTIONS
1170x35 H: 72	2700 K	53.1	3053	90	7-00952-00	7-00953-02	◆	
	3000 K	53.1	3308	90	7-00954-00	7-00955-02	◆	
	4000 K	53.1	3434	90	7-00956-00	7-00957-02	◆	

IP20 BLACK — incl. — 50/60Hz 220-240V — A++

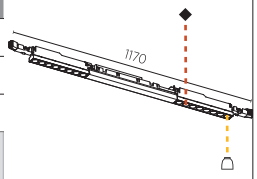

REFLECTOR: 10 (10°) 20 (20°) 40 (40°)

ORDER EXAMPLE: ◆ **7-00957-02 - 02** **10**

MAGIQ 8+8 WITH MICRO-DOT



DIMENSION MM	LED	WATT	LUMEN MAX.	CRI	ART.-NO STANDARD	ART.-NO DALI-DIM	TECHN. OPTIONS
1170x35 H:72	2700 K	53.1	2560	90	7-02030-00	7-02031-02	
	3000 K	53.1	2768	90	7-02032-00	7-02033-02	
	4000 K	53.1	2880	90	7-02034-00	7-02035-02	

IP20 BLACK — incl. — 0,5m — 50/60Hz 220-240V — A++

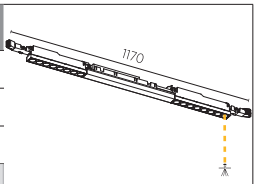

LENS: ...21 (21°) ...38 (38°) LFO

ORDER EXAMPLE: **7-02032-00 - 21**



Hinweise zu technischen Angaben auf Seite 893 | *Technical data are subject to our data policy on page 893*

MAGIQ HOLLOW WALLWASH



DIMENSION MM	LED	WATT MAX.	LUMEN MAX.	CRI	ART.-NO STANDARD	ART.-NO DALI-DIM		TECHN. OPTIONS	
545x35 H: 75	2700 K	19.0	1113	90	7-00958-00				
	3000 K	19.0	1177	90	7-00960-00				
	4000 K	19.0	1346	90	7-00962-00				
IP20 BLACK					incl.	50/60Hz	220-240V	CE	A++

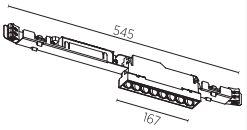



DIMENSION MM	LED	WATT MAX.	LUMEN MAX.	CRI	ART.-NO STANDARD	ART.-NO DALI-DIM		TECHN. OPTIONS	
660x35 H: 75	2700 K	19.0	1113	90		7-00959-02			
	3000 K	19.0	1177	90		7-00961-02			
	4000 K	19.0	1346	90		7-00963-02			
IP20 BLACK					incl.	50/60Hz	220-240V	CE	A++

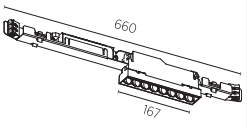

MAGIQ HOLLOW WALLWASH KORONA



DIMENSION MM	LED	WATT MAX.	LUMEN MAX.	CRI	ART.-NO STANDARD	ART.-NO DALI-DIM	1-29	TECHN. OPTIONS	
545x35 H: 75	2700 K	19.0	1113	90	7-00964-00		◆		
	3000 K	19.0	1177	90	7-00966-00		◆		
	4000 K	19.0	1346	90	7-00968-00		◆		
IP20 BLACK					incl.	50/60Hz	220-240V	CE	A++

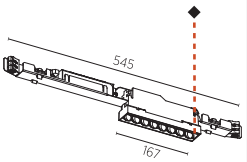



DIMENSION MM	LED	WATT MAX.	LUMEN MAX.	CRI	ART.-NO STANDARD	ART.-NO DALI-DIM	1-29	TECHN. OPTIONS	
660x35 H: 75	2700 K	19.0	1113	90		7-00965-02	◆		
	3000 K	19.0	1177	90		7-00967-02	◆		
	4000 K	19.0	1346	90		7-00969-02	◆		
IP20 BLACK					incl.	50/60Hz	220-240V	CE	A++

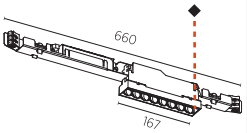

MAGIQ WALLWASH



DIMENSION MM	LED	WATT MAX.	LUMEN MAX.	CRI	ART.-NO STANDARD	ART.-NO DALI-DIM		TECHN. OPTIONS	
760x35 H: 85	2700 K	31.4	2303	90	7-00922-00	7-00923-02			
	3000 K	31.4	2522	90	7-00924-00	7-00925-02			
	4000 K	31.4	2651	90	7-00926-00	7-00927-02			
IP20 BLACK					incl.	50/60Hz	220-240V	CE	A++

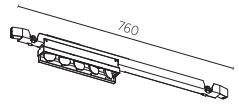



DIMENSION MM	LED	WATT MAX.	LUMEN MAX.	CRI	ART.-NO STANDARD	ART.-NO DALI-DIM		TECHN. OPTIONS	
760x35 H: 85	2700 K	31.4	2303	90	7-00928-00	7-00929-02			
	3000 K	31.4	2522	90	7-00930-00	7-00931-02			
	4000 K	31.4	2651	90	7-00932-00	7-00933-02			
IP20 WHITE					incl.	50/60Hz	220-240V	CE	A++

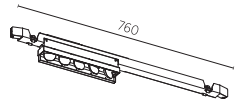

HYPRO 40



HYPRO 40 INSERTS



CENTRIQ 55*



MAGIQ 4*



MAGIQ WALLWASH



RICO
LED LINE



BLACK
COVER



CENTRIQ 40*



MAGIQ 8*



MAGIQ HOLLOW
WALLWASH



LED LINE
MICROPRISM



COLOR
CHANNEL



CENTRIQ 30*



LED LINE
OPAL DIFFUSER

* ALSO AVAILABLE AS DOUBLE VARIANTS

RICO

	DIMENSION MM	LED	WATT MAX.	LUMEN MAX.	CRI	ART.-NO STANDARD	ART.-NO DALI-DIM		TECHN. OPTIONS		
	705x29 H: 50	2700 K	16.5	1762	80	7-00970-00	7-00971-02				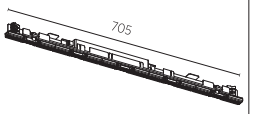
		3000 K	16.5	1879	80	7-00972-00	7-00973-02				
		4000 K	16.5	1958	80	7-00974-00	7-00975-02				
	IP20							incl.	50/60Hz	220-240V	
	1128x29 H: 50	2700 K	26.4	2819	80	7-00880-00	7-00881-02				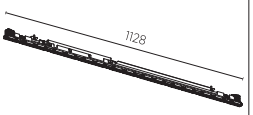
		3000 K	26.4	3007	80	7-00882-00	7-00883-02				
		4000 K	26.4	3132	80	7-00884-00	7-00885-02				
	IP20							incl.	50/60Hz	220-240V	
	1408x29 H: 50	2700 K	33.0	3524	80	7-00976-00	7-00977-02				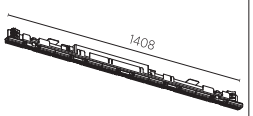
		3000 K	33.0	3758	80	7-00978-00	7-00979-02				
		4000 K	33.0	3915	80	7-00980-00	7-00981-02				
	IP20							incl.	50/60Hz	220-240V	

DE | Linearer Einsatz mit integriertem Light Cut Off zur Nutzung mit RICO Cover
EN | Linear insert with integrated light cut off for use with RICO cover

Hinweise zu technischen Angaben auf Seite 893 | *Technical data are subject to our data policy on page 893*

HADI-M

IP20 incl. 50/60Hz 220-240V A++



DIMENSION MM		WATT MAX.	LUMEN MAX.	CRI	ART.-NO STANDARD	ART.-NO DALI-DIM	1-29	1-29	TECHN. OPTIONS
1242 x 240		38	4660	90	810-0800	810-0802	◆	▲	CCT
1242 x 240		77	6010	90	810-0820	810-0822	◆	▲	CCT

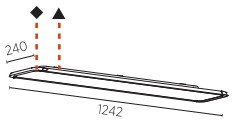

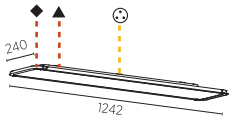

CCT 30 3000 K 40 4000 K

ORDER EXAMPLE: ◆ ▲ CCT
810-0822 - 03 03 40
03 white, 03 white, 40 4000

HADI-M SENSOR

IP20 incl. 50/60Hz 220-240V A++



DIMENSION MM		WATT MAX.	LUMEN MAX.	CRI	ART.-NO SENSOR RC	ART.-NO SENSOR CS	1-29	1-29	1-29	TECHN. OPTIONS
1242 x 240		38	4660	90	810-0810		◆	▲	●	CCT
1242 x 240		38	4660	90		810-0812	◆	▲	●	CCT
1242 x 240		77	6010	90	810-0830		◆	▲	●	CCT
1242 x 240		77	6010	90		810-0832	◆	▲	●	CCT

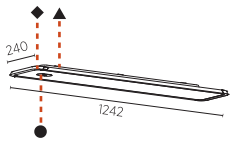

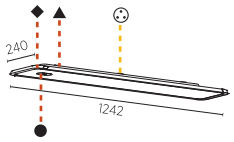

CCT 30 3000 K 40 4000 K

ORDER EXAMPLE: ◆ ▲ ● CCT
810-0812 - 03 03 02 30
03 white, 03 white, 02 black, 30 3000

HADI-Q

IP20 incl. 50/60Hz 220-240V A++



DIMENSION MM		WATT MAX.	LUMEN MAX.	CRI	ART.-NO STANDARD	ART.-NO DALI-DIM	1-29	1-29	TECHN. OPTIONS
1403 x 240		38	4660	90	810-0840	810-0842	◆	▲	CCT
1403 x 240		77	6010	90	810-0860	810-0862	◆	▲	CCT

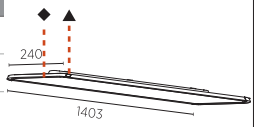

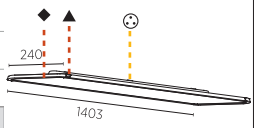

CCT 30 3000 K 40 4000 K

ORDER EXAMPLE: ◆ ▲ CCT
810-0862 - 03 03 40
03 white, 03 white, 40 4000

HADI-Q SENSOR

IP20 incl. 50/60Hz 220-240V A++



DIMENSION MM		WATT MAX.	LUMEN MAX.	CRI	ART.-NO SENSOR RC	ART.-NO SENSOR CS	1-29	1-29	1-29	TECHN. OPTIONS
1403 x 240		38	4660	90	810-0850		◆	▲	●	CCT
1403 x 240		38	4660	90		810-0852	◆	▲	●	CCT
1403 x 240		77	6010	90	810-0870		◆	▲	●	CCT
1403 x 240		77	6010	90		810-0872	◆	▲	●	CCT

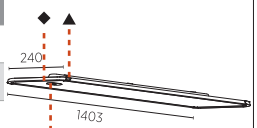

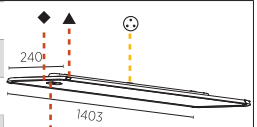

CCT 30 3000 K 40 4000 K

ORDER EXAMPLE: ◆ ▲ ● CCT
810-0872 - 03 03 02 30
03 white, 03 white, 02 black, 30 3000

HADI-M

IP20 | incl. | 2000 | 6000 | 50/60Hz 220-240V | CE | A++



DIMENSION MM		WATT MAX.	LUMEN MAX.	CRI	ART.-NO STANDARD	ART.-NO DALI-DIM	1-29	1-29	TECHN. OPTIONS
1242 x 240		38	4660	90	810-0880	810-0882	◆	▲	CCT ⇣ ⌶
1242 x 240		77	6010	90	810-0900	810-0902	◆	▲	CCT ⇣ ⌶

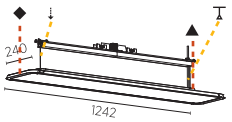



1242 x 240		69	7680	90	810-0920	810-0922	◆	▲	CCT ⇣ ⌶ CCTi
1242 x 240		69	7550	90		810-0942	◆	▲	CCT ⇣ ⌶

TUNABLE WHITE

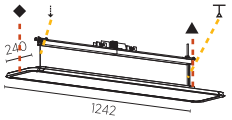

CCT 30 40 — 3000 K 4000 K

SUSPENSION 01 02 — 2000 mm 6000 mm

FEED CABLE 01 02 03 04 05 6000 2000 — 06 07 08 09 10

CCTi 30 40 — 3000 K 4000 K

◆ ▲ CCT ⇣ ⌶ CCTi
810-0920 03 03 30 01 04 40
white white 3000 2000 red 2000 4000

HADI-M SENSOR

IP20 | incl. | 2000 | 6000 | 50/60Hz 220-240V | CE | A++



DIMENSION MM		WATT MAX.	LUMEN MAX.	CRI	ART.-NO SENSOR RC	ART.-NO SENSOR CS	1-29	1-29	1-29	TECHN. OPTIONS
1242 x 240		38	4660	90	810-0890		◆	▲	●	CCT ⇣ ⌶
1242 x 240		38	4660	90		810-0892	◆	▲	●	CCT ⇣ ⌶
1242 x 240		77	6010	90	810-0910		◆	▲	●	CCT ⇣ ⌶
1242 x 240		77	6010	90		810-0912	◆	▲	●	CCT ⇣ ⌶
1242 x 240		69	7680	90	810-0930		◆	▲	●	CCT ⇣ ⌶ CCTi
1242 x 240		69	7680	90		810-0932	◆	▲	●	CCT ⇣ ⌶ CCTi
1242 x 240		69	7550	90		810-0952	◆	▲	●	CCT ⇣ ⌶

TUNABLE WHITE

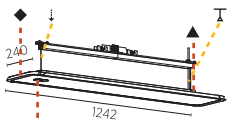

CCT 30 40 — 3000 K 4000 K

SUSPENSION 01 02 — 2000 mm 6000 mm

FEED CABLE 01 02 03 04 05 6000 2000 — 06 07 08 09 10

CCTi 30 40 — 3000 K 4000 K

◆ ▲ ● CCT ⇣ ⌶
810-0912 03 03 03 40 02 06
white white white 4000 6000 6000 red

Hinweise zu technischen Angaben auf Seite 893 | *Technical data are subject to our data policy on page 893*

HADI-Q

IP20 incl. 2000 6000 50/60Hz 220-240V A++



DIMENSION MM		WATT MAX.	LUMEN MAX.	CRI	ART.-NO STANDARD	ART.-NO DALI-DIM	1-29	1-29	TECHN. OPTIONS
1403 x 240		38	4660	90	810-0960	810-0962	◆	▲	CCT
1403 x 240		77	6010	90	810-0980	810-0982	◆	▲	CCT



DIMENSION MM		WATT MAX.	LUMEN MAX.	CRI	ART.-NO STANDARD	ART.-NO DALI-DIM	1-29	1-29	TECHN. OPTIONS
1403 x 240		69	7680	90	810-1000	810-1002	◆	▲	CCT CCTi
1403 x 240		69	7550	90		810-1022	◆	▲	CCT

TUNABLE WHITE

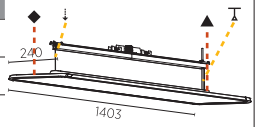

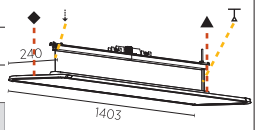

CCT 30 40 — 3000 K 4000 K

SUSPENSION 01 02 — 2000 mm 6000 mm

FEED CABLE 01 02 03 04 05 — 06 07 08 09 10 — 6000 2000

CCTi 30 40 — 3000 K 4000 K

◆ ▲ CCT SUSPENSION FEED CCTi

810-1000 03 03 30 01 04 40

white white 3000 2000 2000 red 4000

HADI-Q SENSOR

IP20 incl. 2000 6000 50/60Hz 220-240V A++



DIMENSION MM		WATT MAX.	LUMEN MAX.	CRI	ART.-NO SENSOR RC	ART.-NO SENSOR CS	1-29	1-29	1-29	TECHN. OPTIONS
1403 x 240		38	4660	90	810-0970		◆	▲	●	CCT
1403 x 240		38	4660	90		810-0972	◆	▲	●	CCT
1403 x 240		77	6010	90	810-0990		◆	▲	●	CCT
1403 x 240		77	6010	90		810-0992	◆	▲	●	CCT



DIMENSION MM		WATT MAX.	LUMEN MAX.	CRI	ART.-NO SENSOR RC	ART.-NO SENSOR CS	1-29	1-29	1-29	TECHN. OPTIONS
1403 x 240		69	7680	90	810-1010		◆	▲	●	CCT CCTi
1403 x 240		69	7680	90		810-1012	◆	▲	●	CCT CCTi
1403 x 240		69	7550	90		810-1032	◆	▲	●	CCT

TUNABLE WHITE

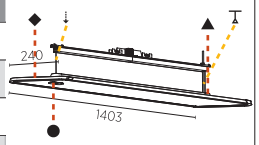

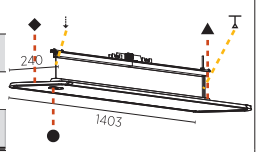

CCT 30 40 — 3000 K 4000 K

SUSPENSION 01 02 — 2000 mm 6000 mm

FEED CABLE 01 02 03 04 05 — 06 07 08 09 10 — 6000 2000

CCTi 30 40 — 3000 K 4000 K

◆ ▲ ● CCT SUSPENSION FEED

810-0970 03 03 03 40 02 06

white white 4000 6000 6000 red

HYPRO-X



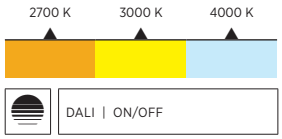

HYPRO-X ist die mit einer zusätzlichen Indirektbeleuchtung ausgestattete Variante des multifunktionalen Profilsystems HYPRO 40. HYPRO-X ist dadurch lediglich 2 cm höher als das Standardprofil und mit allen Modulen von HYPRO 40 kompatibel. Das indirekte Licht lässt sich individuell und unabhängig von der direkten Beleuchtung steuern. Verschiedene Strahler und Leuchteneinsätze runden das flexible System ab.

HYPRO-X is a special variant of the multifunctional and extremely flexible profile system HYPRO 40 and comes with additional indirect lighting. HYPRO-X is only 2 cm deeper than the standard profile and is compatible with all HYPRO 40 modules. The indirect light can be controlled individually and independently of the direct lighting. Various spotlights and luminaire inserts complete the flexible system.

HYPRO-X 40

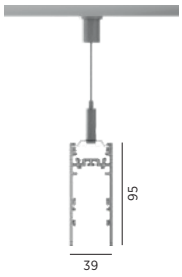

DIRECT / INDIRECT LIGHT CONTROL

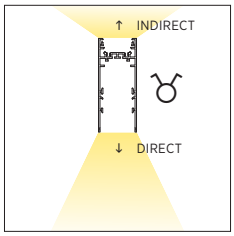

Neben der Vielzahl an unterschiedlichen Downlight-Modulen ist HYPRO-X mit einer Uplight-Komponente für die indirekte Deckenbeleuchtung erhältlich. Direkt- und Indirekt-Beleuchtung sind dabei getrennt voneinander steuerbar.

In addition to the large number of different downlight modules, HYPRO-X is also available with uplight modules for indirect ceiling lighting. Direct and indirect lighting can be individually controlled.

RICO LINE – REFLECTOR INTEGRATED CUT-OFF

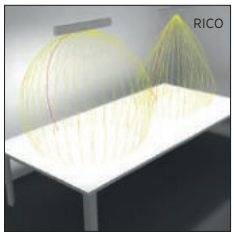

Highlight unter den verfügbaren Downlight-Modulen ist RICO. Die exklusive Micro Reflektor-Technologie ermöglicht blendfreies Arbeiten bei sensationellen UGR-Werten unter 0.

The highlight among the available downlight modules is RICO. The exclusive micro reflector technology allows glare-free working with sensational UGR values of less than 0.

DEFINING INFINITE SUSPENDED GRIDS



HYPRO-X bietet mit seinen hochwertigen Lichtmodulen nicht nur maximale Freiheit in Funktion, sondern dank verschiedener Verbindungsstücke auch Freiheit in der Gestaltung.

With its high-quality light modules, HYPRO-X offers not only maximum freedom in terms of function, but also freedom of design thanks to a range of connectors.

FINAL CONFIGURATION SETTING ON SITE



Ein schwarzes Kunststoffprofil deckt die Räume zwischen den verschiedenen Licht-Modulen ab und kann nach endgültiger Positionierung der Module zugeschnitten werden.

A black plastic extrusion covers the spaces between the different light modules and can be cut to fit once the modules are in their final positions.

EXAMPLE

KORONA PROFILE IN 25 COLORS



MICRO PRISM OR OPAL DIFFUSER



RICO LED LINE



INDIRECT OPAL DIFFUSER





CENTRIQ SINGLE OR DOUBLE IN 3 SIZES



MAGIQ 4, 4+4, 8 OR 8+8 WITH KORONA VERSIONS



MAGIQ MICRO DOT WITH LFO-LENS



MAGIQ WALLWASH



MAGIQ HOLLOW



00 01 02 03 04 05 07 08 09 12 13 15 16 17 18 19 20 21 22 23 24 25 26 27 28 29

RAL Classic or any other special color on request



INSPIRATION | VIEWTURE.MEDIA



HYPRO-X LINE

PROFILE INCL. **LED LINE** (DIRECT) AND **LED + DIFFUSER OPAL** (INDIRECT)



DIMENSION MM	LED	WATT MAX.	LUMEN MAX.	CRI	ART.-NO STANDARD	ART.-NO DALI-DIM	1-29	TECHN. OPTIONS
1410x38 H: 95	2700 K	49.4	5291	80	7-01551-00	7-01552-02	◆	
	3000 K	49.4	5565	80	7-01553-00	7-01554-02	◆	
	4000 K	49.4	5809	80	7-01555-00	7-01556-02	◆	
1835x38 H: 95	2700 K	59.2	6431	80	7-01557-00	7-01558-02	◆	
	3000 K	59.2	6596	80	7-01559-00	7-01560-02	◆	
	4000 K	59.2	6970	80	7-01561-00	7-01562-02	◆	
2258x38 H: 95	2700 K	79.0	8575	80	7-01563-00	7-01564-02	◆	
	3000 K	79.0	8795	80	7-01565-00	7-01566-02	◆	
	4000 K	79.0	9294	80	7-01567-00	7-01568-02	◆	
2538x38 H: 95	2700 K	88.8	9647	80	7-01569-00	7-01570-02	◆	
	3000 K	88.8	9894	80	7-01571-00	7-01572-02	◆	
	4000 K	88.8	10456	80	7-01573-00	7-01574-02	◆	

IP20 | Not included: LED Cover direct | incl. | 50/60Hz 220-240V | A++

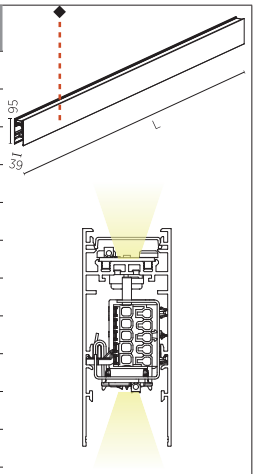

DE | Linearer Einsatz zur Nutzung mit Diffusor oder Microprisma
EN | Linear insert for use with Diffuser or Micro Prism

HYPRO-X RICO

PROFILE INCL. **RICO LED LINE** (DIRECT) AND **LED + DIFFUSER OPAL**



DIMENSION MM	LED	WATT MAX.	LUMEN MAX.	CRI	ART.-NO STANDARD	ART.-NO DALI-DIM	1-29	TECHN. OPTIONS
1410x38 H: 95	2700 K	49.4	5554	80	7-01575-00	7-01576-02	◆	
	3000 K	49.4	5842	80	7-01577-00	7-01578-02	◆	
	4000 K	49.4	6098	80	7-01579-00	7-01580-02	◆	
1835x38 H: 95	2700 K	59.2	6751	80	7-01581-00	7-01582-02	◆	
	2700 K	59.2	6924	80	7-01583-00	7-01584-02	◆	
	4000 K	59.2	7317	80	7-01585-00	7-01586-02	◆	
2258x38 H: 95	2700 K	79.0	9002	80	7-01587-00	7-01588-02	◆	
	2700 K	79.0	9232	80	7-01589-00	7-01590-02	◆	
	4000 K	79.0	9756	80	7-01591-00	7-01592-02	◆	
2538x38 H: 95	2700 K	88.8	10127	80	7-01593-00	7-01594-02	◆	
	2700 K	88.8	10386	80	7-01595-00	7-01596-02	◆	
	4000 K	19.4	10976	80	7-01597-00	7-01597-02	◆	

IP20 | Not included: RICO LED Cover direct | incl. | 50/60Hz 220-240V | A++

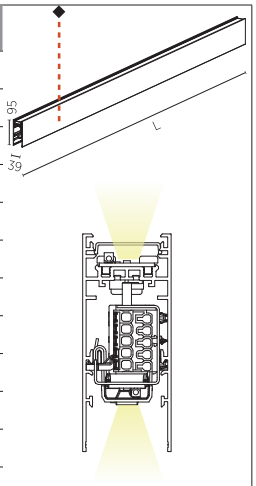

DE | Linearer Einsatz mit integriertem Light Cut Off zur Nutzung mit RICO Cover
EN | Linear insert with integrated light cut off for use with RICO cover

HYPRO-X INDIRECT

PROFILE INCL. **LED + DIFFUSER OPAL** (INDIRECT)



DIMENSION MM	LED	WATT MAX.	LUMEN MAX.	CRI	ART.-NO STANDARD	ART.-NO DALI-DIM	1-29	TECHN. OPTIONS
1410x38 H: 95	2700 K	19.4	2135	80	7-01598-00	7-01599-02	◆	
	3000 K	19.4	2201	80	7-01600-00	7-01601-02	◆	
	4000 K	19.4	2304	80	7-01602-00	7-01603-02	◆	
1835x38 H: 95	2700 K	23.2	2562	80	7-01606-00	7-01607-02	◆	
	3000 K	23.2	2641	80	7-01604-00	7-01605-02	◆	
	4000 K	23.2	2765	80	7-01608-00	7-01609-02	◆	
2258x38 H: 95	2700 K	31.0	3416	80	7-01612-00	7-01613-02	◆	
	3000 K	31.0	3522	80	7-01610-00	7-01611-02	◆	
	4000 K	31.0	3686	80	7-01614-00	7-01615-02	◆	
2538x38 H: 95	2700 K	34.8	3843	80	7-01618-00	7-01619-02	◆	
	3000 K	34.8	3962	80	7-01616-00	7-01617-02	◆	
	4000 K	34.8	4147	80	7-01620-00	7-01621-02	◆	

IP20 | Not included: Inserts, covers and driver for direct lighting | incl. | 50/60Hz 220-240V | A++

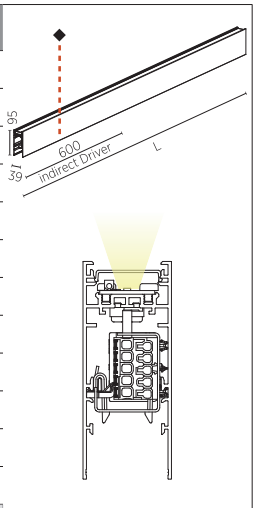

Hinweise zu technischen Angaben auf Seite 893 | *Technical data are subject to our data policy on page 893*

PROFILE **EXCL. INSERTS**



DIMENSION MM	LED	WATT	LUMEN MAX.	CRI	ART.-Nº STANDARD	ART.-Nº DALI-DIM	01-29	TECHN. OPTIONS	€ STANDARD	€ DALI-DIM
W: 38 H: 95 (per m)					440-0050		◆			

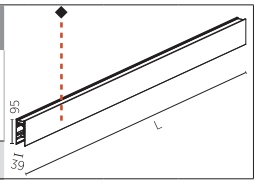

HYPX-LINE

DIMENSION MM	LED	WATT MAX.	LUMEN MAX.	CRI	ART.-NO STANDARD	ART.-NO DALI-DIM		TECHN. OPTIONS	
705x29 H: 50	2700 K	16.5	1595	80	7-01685-00	7-01686-02			
	3000 K	16.5	1702	80	7-01687-00	7-01688-02			
	4000 K	16.5	1772	80	7-01689-00	7-01690-02			
IP20							incl. 50/60Hz 220-240V CE A++		
1128x29 H: 50	2700 K	26.4	2552	80	7-01622-00	7-01624-02			
	3000 K	26.4	2723	80	7-01626-00	7-01628-02			
	4000 K	26.4	2836	80	7-01629-00	7-01630-02			
IP20							incl. 50/60Hz 220-240V CE A++		
1408x29 H: 50	2700 K	33.0	3190	80	7-01691-00	7-01692-02			
	3000 K	33.0	3403	80	7-01693-00	7-01694-02			
	4000 K	33.0	3545	80	7-01695-00	7-01696-02			
IP20							incl. 50/60Hz 220-240V CE A++		

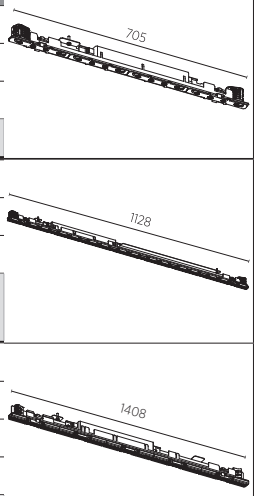

HYPX-RICO

DIMENSION MM	LED	WATT MAX.	LUMEN MAX.	CRI	ART.-NO STANDARD	ART.-NO DALI-DIM		TECHN. OPTIONS	
705x29 H: 50	2700 K	16.5	1762	80	7-01721-00	7-01722-02			
	3000 K	16.5	1879	80	7-01723-00	7-01724-02			
	4000 K	16.5	1958	80	7-01725-00	7-01726-02			
IP20							incl. 50/60Hz 220-240V CE A++		
1128x29 H: 50	2700 K	26.4	2819	80	7-01631-00	7-01632-02			
	3000 K	26.4	3007	80	7-01633-00	7-01634-02			
	4000 K	26.4	3132	80	7-01635-00	7-01636-02			
IP20							incl. 50/60Hz 220-240V CE A++		
1408x29 H: 50	2700 K	33.0	3524	80	7-01727-00	7-01728-02			
	3000 K	33.0	3758	80	7-01729-00	7-01730-02			
	4000 K	33.0	3915	80	7-01731-00	7-01732-02			
IP20							incl. 50/60Hz 220-240V CE A++		

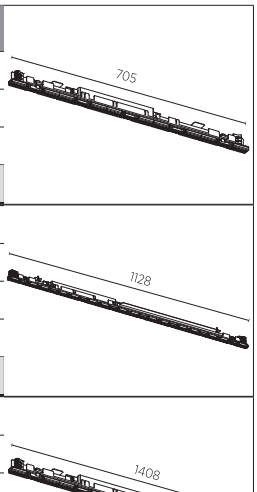

KOMPONENTEN | COMPONENTS

		DIMENSION MM	DIMENSION MM²	ART.-Nº STANDARD	ART.-Nº DALI-DIM	01-29	TECHN. OPTIONS		
	ENDDECKEL *END CAP*	95 x 12		440-0051		◆			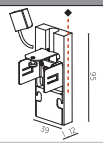
	ENDDECKEL KORONA 1 PAAR *END PLATE KORONA* *1 PAIR*	1x35 H:28		81071		◆			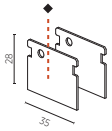
	LINEAR-VERBINDER *LINEAR COUPLER*	150x35 H: 33		81050					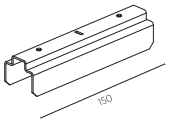
	KNOTEN L-VERBINDER JUNCTION L-CONNECTOR	70x70 H: 95		81231		◆			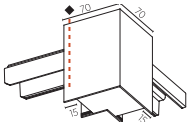
	KNOTEN T-VERBINDER JUNCTION T-CONNECTOR	100x70 H: 95		81232		◆			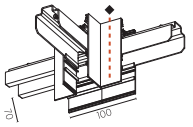
	KNOTEN X-VERBINDER JUNCTION X-CONNECTOR	100x100 H: 95		81233		◆			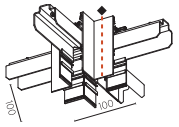
	DECKENBEFESTIGUNG CLIP + GREIFER + SEIL *CEILING FASTENING* *CLIP + GRIPPER + ROPE*	30x35 H: 2000		440-0052		◆	⇣		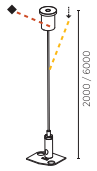
	*MITTELEINSPEISUNG* *CENTRAL FEED*	31x27 H:45		81051					
	KABELHALTER *CABLE HOLDER*	25x36 H:22		81052					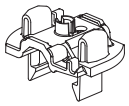
	EINSPEISUNG TRANSPARENT *POWER FEED* *TRANSPARENT*	Ø81 H:2000	3x 0,75	100-112		◆			
			5x 0,75	100-113		◆			
			4x 0,75	100-114		◆			
		Ø81 H:6000	3x 0,75	100-115		◆			
			5x 0,75	100-116		◆			
			4x 0,75	100-117		◆			
	FARBEINSPEISUNG STOFFUMMANTELUNG *POWER FEED COLORED* *FABRIC SHEATHING*	Ø81 H:2000	3x 0,75	81030		◆	⊥		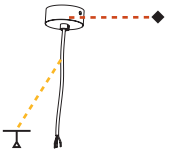
			5x 0,75	81031		◆	⊥		
		Ø81 H:6000	3x 0,75	81032		◆	⊥		
			5x 0,75	81033		◆	⊥		

ORDER EXAMPLE: ◆ **81032 - 03** ⊥ **03**
white / orange

SUSPENSION-CABLE COLOUR: 01 | 02 | 03 | 04 ⊥

SUSPENSION CABLE LENGTH ⇣: 01 = 2000mm, 02 = 6000mm

ORDER EXAMPLE: ◆ **440-0052 - 03** ⇣ **02**
white / 6000mm

Hinweise zu technischen Angaben auf Seite 893 | *Technical data are subject to our data policy on page 893*

KOMPONENTEN > COMPONENTS		DIMENSION MM		ART.-NO STANDARD	DALI-DIM	1-29	TECHN. OPTIONS		
	DIFFUSOR OPAL *DIFFUSER OPAL*	W: 35 H: 28	per meter	81082					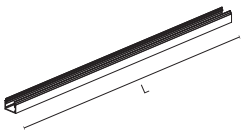
		705x35 H: 28		81060					
		1128x35 H: 28		81087					
		1408x35 H: 28		81061					
		2113x35 H: 28		81062					
		2815x35 H: 28		81063					
	MICRO-PRISMEN *MICROPRISM*	W: 35 H: 28	per meter	81240					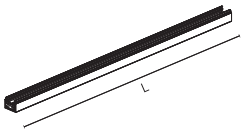
		705x35 H: 28		81064					
		1128x35 H: 28		81091					
		1408x35 H: 28		81065					
		2113x35 H: 28		81066					
		2815x35 H: 28		81067					
	ABDECKUNG SCHWARZ *COVER BLACK*	1000x35 H: 28		81068					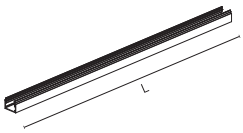
		2000x35 H: 28		81069					
		3000x35 H: 28		81070					
	RICO ABDECKUNG TRANSPARENT/SCHWARZ *RICO COVER TRANSPARENT/BLACK*	H:50	per meter	81241					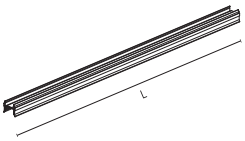
		705x29	H:50	81076					
		1128x29	H:50	81095					
		1408x29	H:50	81077					
		1833x29	H:50	81096					
		2113x29	H:50	81078					
		2256x29	H:50	81097					
		2536x29	H:50	81098					
		2815x29	H:50	81079					
	KORONA DECKELPROFIL *CASING PROFILE KORONA (COLOR CHANNEL)*	x35 H: 27	per meter	81053		◆			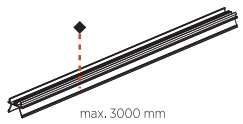
									ORDER EXAMPLE: ◆ **81053 - 02** black

CENTRIQ

IP20 incl. 90° 360° 50/60Hz 220-240V A++



DIMENSION MM	LED	WATT	LUMEN MAX.	CRI	ART.-N° STANDARD	ART.-N° DALI-DIM	01-29	01-29	01-29	TECHN. OPTIONS
Ø30 H:110	2700 K	4.4	258	90	7-01733-00	7-01734-02	◆	▲	●	
	3000 K	4.4	270	90	7-01735-00	7-01736-02	◆	▲	●	
	4000 K	4.4	294	90	7-01736-00	7-01737-02	◆	▲	●	
S/S 10°										
Ø40 H:120	2700 K	6.4	350	90	7-01738-00	7-01739-02	◆	▲	●	
	3000 K	6.4	378	90	7-01740-00	7-01741-02	◆	▲	●	
	4000 K	6.4	402	90	7-01742-00	7-01743-02	◆	▲	●	
S/S 10°										
Ø40 H:120	2700 K	6.5	468	90	7-01744-00	7-01745-02	◆	▲	●	1
	3000 K	6.5	490	90	7-01746-00	7-01747-02	◆	▲	●	1
	4000 K	6.5	520	90	7-01748-00	7-01749-02	◆	▲	●	1
Ø55 H:135	2700 K	9.2	486	90	7-01750-00	7-01751-02	◆	▲	●	
	3000 K	9.2	524	90	7-01752-00	7-01753-02	◆	▲	●	
	4000 K	9.2	548	90	7-01754-00	7-01755-02	◆	▲	●	
S/S 9°										
Ø55 H:135	2700 K	12	720	90	7-01756-00	7-01757-02	◆	▲	●	2
	3000 K	12	760	90	7-01758-00	7-01759-02	◆	▲	●	2
	4000 K	12	820	90	7-01760-00	7-01761-02	◆	▲	●	2

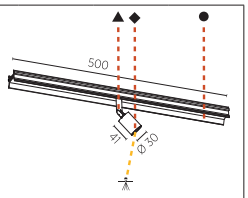

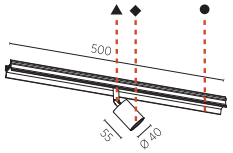

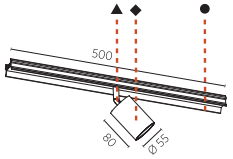

LENS 24 32 — 24° 32°

1 BEAM ANGLE 20 31 36 40 50 — 20° 31° 36° 40° 50°

2 BEAM ANGLE 15 17 25 33 35 46 — 15° 17° 25° 33° 35° 46°

ORDER EXAMPLE: ◆ ▲ ● 7-01733-00 - 02 03 04 24 (black, white, creamy, 24°)

CENTRIQ DOUBLE

IP20 incl. 90° 360° 50/60Hz 220-240V A++



DIMENSION MM	LED	WATT	LUMEN MAX.	CRI	ART.-N° STANDARD	ART.-N° DALI-DIM	01-29	01-29	01-29	TECHN. OPTIONS
Ø30 H:110	2700 K	8.8	517	90	7-01762-00	7-01763-02	◆	▲	●	
	3000 K	8.7	541	90	7-01764-00	7-01765-02	◆	▲	●	
	4000 K	8.8	588	90	7-01766-00	7-01767-02	◆	▲	●	
Ø40 H:120	2700 K	12.9	701	90	7-01768-00	7-01769-02	◆	▲	●	
	3000 K	12.8	756	90	7-01770-00	7-01771-02	◆	▲	●	
	4000 K	12.8	804	90	7-01772-00	7-01773-02	◆	▲	●	
S/S 10°										
Ø40 H:120	2700 K	13	936	90	7-01774-00	7-01775-02	◆	▲	●	1
	3000 K	13	980	90	7-01776-00	7-01777-02	◆	▲	●	1
	4000 K	13	1040	90	7-01778-00	7-01779-02	◆	▲	●	1
Ø55 H:135	2700 K	18.3	972	90	7-01780-00	7-01781-02	◆	▲	●	
	3000 K	18.3	1048	90	7-01782-00	7-01783-02	◆	▲	●	
	4000 K	18.3	1096	90	7-01784-00	7-01785-02	◆	▲	●	
S/S 9°										
Ø55 H:135	2700 K	24	1440	90	7-01786-00	7-01787-02	◆	▲	●	2
	3000 K	24	1520	90	7-01788-00	7-01789-02	◆	▲	●	2
	4000 K	24	1640	90	7-01790-00	7-01791-02	◆	▲	●	2

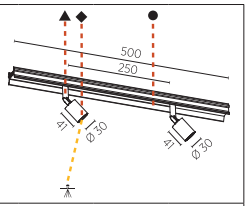

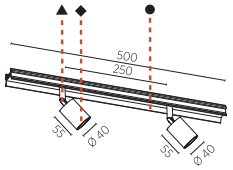

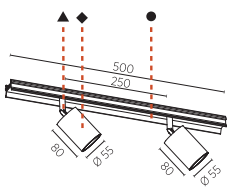

LENS 24 32 — 24° 32°

1 BEAM ANGLE 20 31 36 40 50 — 20° 31° 36° 40° 50°

2 BEAM ANGLE 15 17 25 33 35 46 — 15° 17° 25° 33° 35° 46°

ORDER EXAMPLE: ◆ ▲ ● 7-01764-00 - 02 03 04 32 (black, white, creamy, 32°)

Hinweise zu technischen Angaben auf Seite 893 | *Technical data are subject to our data policy on page 893*

MAGIQ 4

BLACK IP20 incl. 50/60Hz 220-240V A++

DIMENSION MM	LED	WATT	LUMEN MAX.	CRI	ART.-Nº STANDARD	ART.-Nº DALI-DIM	TECHN. OPTIONS
510x35 H:72	2700 K	13.3	763	90	7-01637-00		
	3000 K	13.3	827	90	7-01639-00		
	4000 K	13.3	858	90	7-01641-00		
650x35 H:72	2700 K	13.3	763	90	7-01638-02		
	3000 K	13.3	827	90	7-01640-02		
	4000 K	13.3	858	90	7-01642-02		

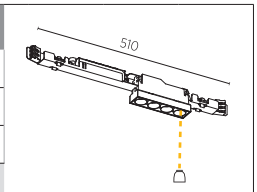

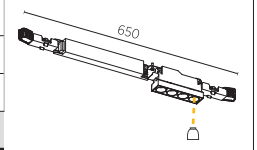

REFLECTOR 10 20 40 (10° 20° 40°)

ORDER EXAMPLE: **7-01638-02 - 10** (10°)

MAGIQ 4 KORONA

BLACK IP20 incl. 50/60Hz 220-240V A++

DIMENSION MM	LED	WATT	LUMEN MAX.	CRI	ART.-Nº STANDARD	ART.-Nº DALI-DIM	01-29	TECHN. OPTIONS
510x35 H:72	2700 K	13.3	783	90	7-01655-00		◆	
	3000 K	13.3	848	90	7-01657-00		◆	
	4000 K	13.3	880	90	7-01659-00		◆	
650x35 H:72	2700 K	13.3	783	90	7-01656-02		◆	
	3000 K	13.3	848	90	7-01658-02		◆	
	4000 K	13.3	880	90	7-01660-02		◆	

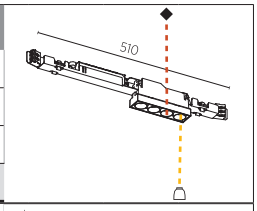

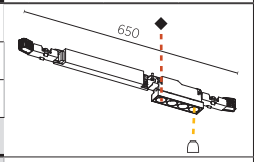

REFLECTOR 10 20 40 (10° 20° 40°)

ORDER EXAMPLE: ◆ **7-01656-02 - 03 20** (white 20°)

MAGIQ 4 WITH MICRO-DOT

BLACK IP20 0,5m incl. 50/60Hz 220-240V A++

DIMENSION MM	LED	WATT	LUMEN MAX.	CRI	ART.-NO STANDARD	ART.-NO DALI-DIM	TECHN. OPTIONS
510x35 H:72	2700 K	13.3	640	90	7-02084-00		
	3000 K	13.3	692	90	7-02086-00		
	4000 K	13.3	720	90	7-02088-00		
650x35 H:72	2700 K	13.3	640	90	7-02085-02		
	3000 K	13.3	692	90	7-02087-02		
	4000 K	13.3	720	90	7-02089-02		

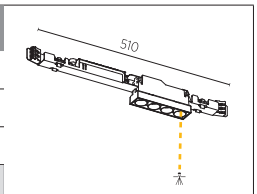

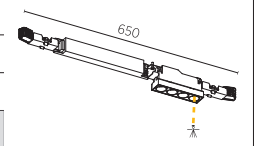

LENS ...21 21° ...38 38° LFO

ORDER EXAMPLE: **7-02086-00 21** (21°)

MAGIQ 4+4

BLACK IP20 incl. 50/60Hz 220-240V A++

DIMENSION MM	LED	WATT	LUMEN MAX.	CRI	ART.-Nº STANDARD	ART.-Nº DALI-DIM	TECHN. OPTIONS
710x35 H:72	2700 K	26.6	1526	90	7-01643-00		
	3000 K	26.6	1654	90	7-01645-00		
	4000 K	26.6	1717	90	7-01647-00		
910x35 H:72	2700 K	26.6	1526	90	7-01644-02		
	3000 K	26.6	1654	90	7-01646-02		
	4000 K	26.6	1717	90	7-01648-02		

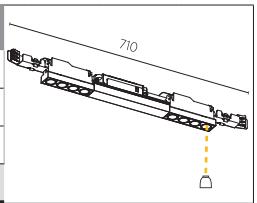

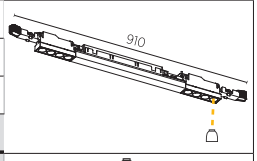

REFLECTOR 10 20 40 (10° 20° 40°)

ORDER EXAMPLE: **7-01646-02 - 40** (40°)

MAGIQ 4+4 KORONA

BLACK IP20 incl. 50/60Hz 220-240V A++

DIMENSION MM	LED	WATT	LUMEN MAX.	CRI	ART.-N° STANDARD	ART.-N° DALI-DIM	01-29	TECHN. OPTIONS
710x35 H:72	2700 K	26.6	1565	90	7-01661-00		◆	
	3000 K	26.6	1696	90	7-01663-00		◆	
	4000 K	26.6	1760	90	7-01665-00		◆	
910x35 H:72	2700 K	26.6	1565	90	7-01662-02		◆	
	3000 K	26.6	1696	90	7-01664-02		◆	
	4000 K	26.6	1760	90	7-01666-02		◆	

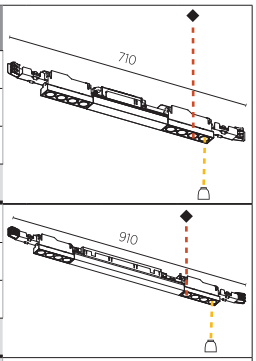

REFLECTOR 10 20 40 (10° 20° 40°)

ORDER EXAMPLE: ◆ **7-01665-00 - 03 10** (white, 10°)

MAGIQ 4+4 WITH MICRO-DOT

BLACK IP20 0,5m incl. 50/60Hz 220-240V A++

DIMENSION MM	LED	WATT	LUMEN MAX.	CRI	ART.-NO STANDARD	ART.-NO DALI-DIM	TECHN. OPTIONS
710x35 H:72	2700 K	26.6	1280	90	7-02090-00		
	3000 K	26.6	1384	90	7-02092-00		
	4000 K	26.6	1440	90	7-02094-00		
910x35 H:72	2700 K	26.6	1280	90	7-02091-02		
	3000 K	26.6	1384	90	7-02093-02		
	4000 K	26.6	1440	90	7-02095-02		

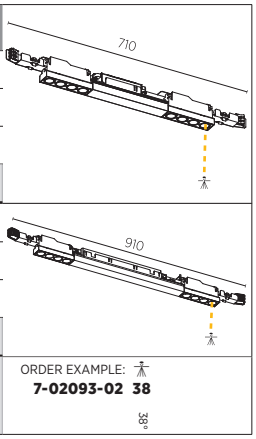

LENS ...21 21° ...38 38° LFO

ORDER EXAMPLE: **7-02093-02 38** (38°)

MAGIQ 8

BLACK IP20 incl. 50/60Hz 220-240V A++

DIMENSION MM	LED	WATT	LUMEN MAX.	CRI	ART.-N° STANDARD	ART.-N° DALI-DIM	TECHN. OPTIONS
650x35 H:72	2700 K	26.6	1526	90	7-01649-00		
	3000 K	26.6	1654	90	7-01651-00		
	4000 K	26.6	1717	90	7-01653-00		
840x35 H:72	2700 K	26.6	1526	90	7-01650-02		
	3000 K	26.6	1654	90	7-01652-02		
	4000 K	26.6	1717	90	7-01654-02		

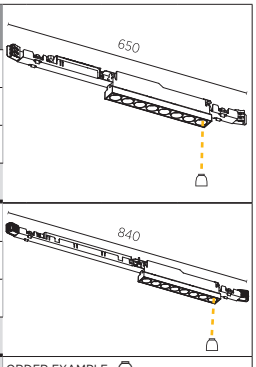

REFLECTOR 10 20 40 (10° 20° 40°)

ORDER EXAMPLE: **7-01650-02 - 20** (20°)

MAGIQ 8 KORONA

BLACK IP20 incl. 50/60Hz 220-240V A++

DIMENSION MM	LED	WATT	LUMEN MAX.	CRI	ART.-N° STANDARD	ART.-N° DALI-DIM	01-29	TECHN. OPTIONS
650x35 H:72	2700 K	26.6	1565	90	7-01667-00		◆	
	3000 K	26.6	1696	90	7-01669-00		◆	
	4000 K	26.6	1760	90	7-01671-00		◆	
840x35 H:72	2700 K	26.6	1565	90	7-01668-02		◆	
	3000 K	26.6	1696	90	7-01670-02		◆	
	4000 K	26.6	1760	90	7-01672-02		◆	

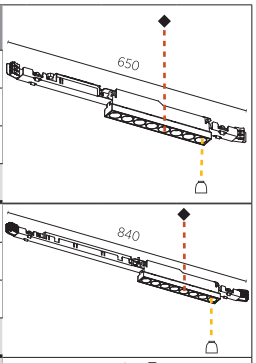

REFLECTOR 10 20 40 (10° 20° 40°)

ORDER EXAMPLE: ◆ **7-01670-02 - 03 40** (white, 40°)

Hinweise zu technischen Angaben auf Seite 893 | *Technical data are subject to our data policy on page 893*

MAGIQ 8 WITH MICRO-DOT

BLACK IP20 0,5m incl. 50/60Hz 220-240V A++



DIMENSION MM	LED	WATT	LUMEN MAX.	CRI	ART.-NO STANDARD	ART.-NO DALI-DIM		TECHN. OPTIONS
650x35 H:72	2700 K	26.6	1280	90	7-02096-00			
	3000 K	26.6	1384	90	7-02098-00			
	4000 K	26.6	1440	90	7-02100-00			
840x35 H:72	2700 K	26.6	1280	90	7-02097-02			
	3000 K	26.6	1384	90	7-02099-02			
	4000 K	26.6	1440	90	7-02101-02			

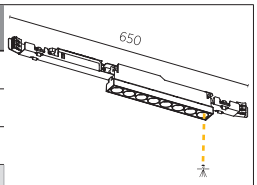

LENS ...21 21° ...38 38° LFO

ORDER EXAMPLE: **7-02099-02 21**

MAGIQ 8+8

BLACK IP20 incl. 50/60Hz 220-240V



DIMENSION MM	LED	WATT	LUMEN MAX.	CRI	ART.-Nº STANDARD	ART.-Nº DALI-DIM		TECHN. OPTIONS
1170x35 H:72	2700 K	53.1	3053	90	7-01697-00	7-01698-02		
	3000 K	53.1	3308	90	7-01699-00	7-01700-02		
	4000 K	53.1	3434	90	7-01701-00	7-01702-02		

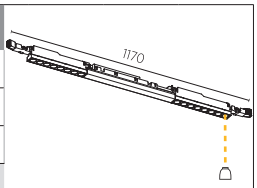

REFLECTOR 10 20 40

ORDER EXAMPLE: **7-01698-02 - 10**

MAGIQ 8+8 KORONA

BLACK IP20 incl. 50/60Hz 220-240V



DIMENSION MM	LED	WATT	LUMEN MAX.	CRI	ART.-Nº STANDARD	ART.-Nº DALI-DIM	01-29	TECHN. OPTIONS
1170x35 H:72	2700 K	53.1	3053	90	7-01703-00	7-01704-02	◆	
	3000 K	53.1	3308	90	7-01705-00	7-01706-02	◆	
	4000 K	53.1	3434	90	7-01707-00	7-01708-02	◆	

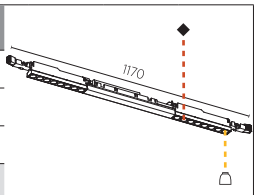

REFLECTOR 10 20 40

ORDER EXAMPLE: ◆ **7-01708-02 - 03 20**

MAGIQ 8+8 WITH MICRO-DOT

BLACK IP20 0,5m incl. 50/60Hz 220-240V A++



DIMENSION MM	LED	WATT	LUMEN MAX.	CRI	ART.-NO STANDARD	ART.-NO DALI-DIM		TECHN. OPTIONS
1170x35 H:72	2700 K	53.1	2560	90	7-02102-00	7-02103-02		
	3000 K	53.1	2768	90	7-0210400	7-02105-02		
	4000 K	53.1	2880	90	7-02106-00	7-02107-02		

IP20 BLACK incl. 50/60Hz 220-240V A++

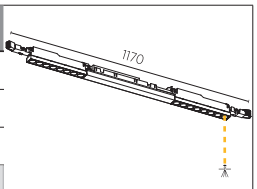

LENS ...21 21° ...38 38° LFO

ORDER EXAMPLE: **7-02107-02 - 21**

MAGIQ WALLWASH

IP20 incl. 50/60Hz 220-240V A++

DIMENSION MM	LED	WATT	LUMEN MAX.	CRI	ART.-Nº STANDARD	ART.-Nº DALI-DIM					
760x35 H:85	2700 K	31.4	2303	90	7-01673-00	7-01674-02					
	3000 K	31.4	2522	90	7-01675-00	7-01676-02					
	4000 K	31.4	2651	90	7-01677-00	7-01678-02					
BLACK											
760x35 H:85	2700 K	31.4	2303	90	7-01679-00	7-01680-02					
	3000 K	31.4	2522	90	7-01681-00	7-01682-02					
	4000 K	31.4	2651	90	7-01683-00	7-01684-02					
WHITE											

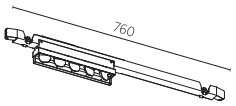

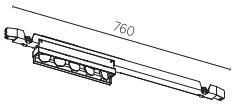

MAGIQ HOLLOW WALLWASH

BLACK IP20 incl. 50/60Hz 220-240V A++

DIMENSION MM	LED	WATT	LUMEN MAX.	CRI	ART.-Nº STANDARD	ART.-Nº DALI-DIM					
545x35 H:75	2700 K	19.0	1113	90	7-01709-00						
	3000 K	19.0	1177	90	7-01711-00						
	4000 K	19.0	1346	90	7-01713-00						
660x35 H:75	2700 K	19.0	1113	90		7-01710-02					
	3000 K	19.0	1177	90		7-01712-02					
	4000 K	19.0	1346	90		7-01714-02					

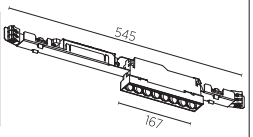

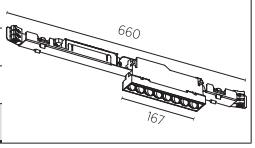

MAGIQ HOLLOW WALLWASH KORONA

BLACK IP20 incl. 50/60Hz 220-240V A++

DIMENSION MM	LED	WATT	LUMEN MAX.	CRI	ART.-Nº STANDARD	ART.-Nº DALI-DIM	01-29				
545x35 H:75	2700 K	19.0	1113	90	7-01715-00		◆				
	3000 K	19.0	1177	90	7-01717-00		◆				
	4000 K	19.0	1346	90	7-01719-00		◆				
660x35 H:75	2700 K	19.0	1113	90		7-01716-02	◆				
	3000 K	19.0	1177	90		7-01718-02	◆				
	4000 K	19.0	1346	90		7-01720-02	◆				

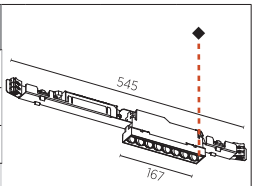

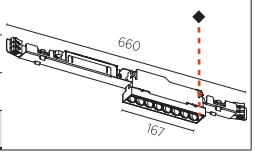



Hinweise zu technischen Angaben auf Seite 893 | *Technical data are subject to our data policy on page 893*

HADI-M

IP20 incl. 50/60Hz 220-240V A++



DIMENSION MM		WATT MAX.	LUMEN MAX.	CRI	ART.-NO STANDARD	ART.-NO DALI-DIM	1-29	1-29	TECHN. OPTIONS
1242 x 240		38	4660	90	810-0800	810-0802	◆	▲	CCT
1242 x 240		77	6010	90	810-0820	810-0822	◆	▲	CCT

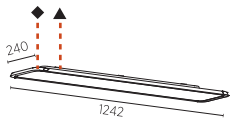

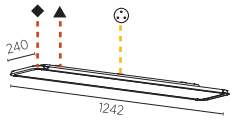

CCT 30 3000 K 40 4000 K

ORDER EXAMPLE: ◆ ▲ CCT
810-0822 - 03 03 40
white white 4000

HADI-M SENSOR

IP20 incl. 50/60Hz 220-240V A++



DIMENSION MM		WATT MAX.	LUMEN MAX.	CRI	ART.-NO SENSOR RC	ART.-NO SENSOR CS	1-29	1-29	1-29	TECHN. OPTIONS
1242 x 240		38	4660	90	810-0810		◆	▲	●	CCT
1242 x 240		38	4660	90		810-0812	◆	▲	●	CCT
1242 x 240		77	6010	90	810-0830		◆	▲	●	CCT
1242 x 240		77	6010	90		810-0832	◆	▲	●	CCT

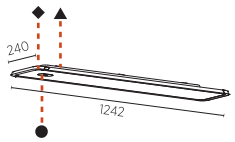

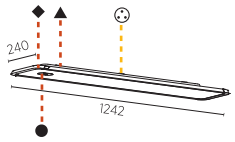

CCT 30 3000 K 40 4000 K

ORDER EXAMPLE: ◆ ▲ ● CCT
810-0812 - 03 03 02 30
white white black 3000

HADI-Q

IP20 incl. 50/60Hz 220-240V A++

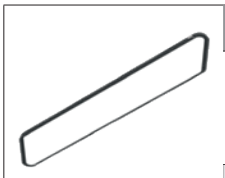

DIMENSION MM		WATT MAX.	LUMEN MAX.	CRI	ART.-NO STANDARD	ART.-NO DALI-DIM	1-29	1-29	TECHN. OPTIONS
1403 x 240		38	4660	90	810-0840	810-0842	◆	▲	CCT
1403 x 240		77	6010	90	810-0860	810-0862	◆	▲	CCT

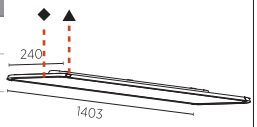

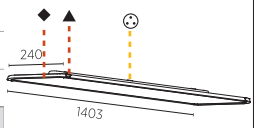

CCT 30 3000 K 40 4000 K

ORDER EXAMPLE: ◆ ▲ CCT
810-0862 - 03 03 40
white white 4000

HADI-Q SENSOR

IP20 incl. 50/60Hz 220-240V A++



DIMENSION MM		WATT MAX.	LUMEN MAX.	CRI	ART.-NO SENSOR RC	ART.-NO SENSOR CS	1-29	1-29	1-29	TECHN. OPTIONS
1403 x 240		38	4660	90	810-0850		◆	▲	●	CCT
1403 x 240		38	4660	90		810-0852	◆	▲	●	CCT
1403 x 240		77	6010	90	810-0870		◆	▲	●	CCT
1403 x 240		77	6010	90		810-0872	◆	▲	●	CCT

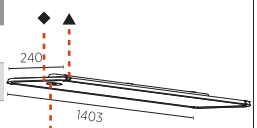

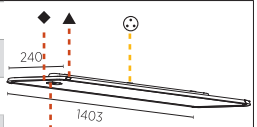

CCT 30 3000 K 40 4000 K

ORDER EXAMPLE: ◆ ▲ ● CCT
810-0872 - 03 03 02 30
white white black 3000

HADI-M

IP20 | incl. | 2000 | 6000 | 50/60Hz | 220-240V | A++



DIMENSION MM		WATT MAX.	LUMEN MAX.	CRI	ART.-NO STANDARD	ART.-NO DALI-DIM	1-29	1-29	TECHN. OPTIONS
1242 x 240		38	4660	90	810-0880	810-0882	◆	▲	CCT ⇣ ⊤
1242 x 240		77	6010	90	810-0900	810-0902	◆	▲	CCT ⇣ ⊤

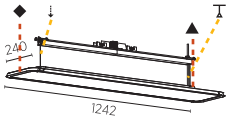



1242 x 240		69	7680	90	810-0920	810-0922	◆	▲	CCT ⇣ ⊤ CCTi
1242 x 240		69	7550	90		810-0942	◆	▲	CCT ⇣ ⊤

TUNABLE WHITE

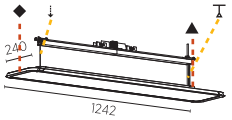

CCT 30 3000 K 40 4000 K

SUSPENSION 01 2000 mm 02 6000 mm

FEED CABLE 01 02 03 04 05 6000 2000 06 07 08 09 10

CCTi 30 3000 K 40 4000 K

◆ ▲ CCT ⇣ ⊤ CCTi
810-0920 03 03 30 01 04 40
white white 3000 2000 red 2000 4000

HADI-M SENSOR

IP20 | incl. | 2000 | 6000 | 50/60Hz | 220-240V | A++



DIMENSION MM		WATT MAX.	LUMEN MAX.	CRI	ART.-NO SENSOR RC	ART.-NO SENSOR CS	1-29	1-29	1-29	TECHN. OPTIONS
1242 x 240		38	4660	90	810-0890		◆	▲	●	CCT ⇣ ⊤
1242 x 240		38	4660	90		810-0892	◆	▲	●	CCT ⇣ ⊤
1242 x 240		77	6010	90	810-0910		◆	▲	●	CCT ⇣ ⊤
1242 x 240		77	6010	90		810-0912	◆	▲	●	CCT ⇣ ⊤

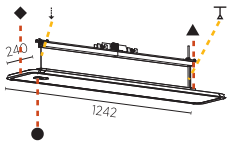



1242 x 240		69	7680	90	810-0930		◆	▲	●	CCT ⇣ ⊤ CCTi
1242 x 240		69	7680	90		810-0932	◆	▲	●	CCT ⇣ ⊤ CCTi
1242 x 240		69	7550	90		810-0952	◆	▲	●	CCT ⇣ ⊤

TUNABLE WHITE

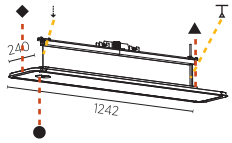

CCT 30 3000 K 40 4000 K

SUSPENSION 01 2000 mm 02 6000 mm

FEED CABLE 01 02 03 04 05 6000 2000 06 07 08 09 10

CCTi 30 3000 K 40 4000 K

◆ ▲ ● CCT ⇣ ⊤
810-0912 03 03 03 40 02 06
white white white 4000 6000 6000 red

Hinweise zu technischen Angaben auf Seite 893 | *Technical data are subject to our data policy on page 893*

HADI-Q

IP20 incl. 2000 6000 50/60Hz 220-240V A++



DIMENSION MM		WATT MAX.	LUMEN MAX.	CRI	ART.-NO STANDARD	ART.-NO DALI-DIM	1-29	1-29	TECHN. OPTIONS
1403 x 240		38	4660	90	810-0960	810-0962	◆	▲	CCT
1403 x 240		77	6010	90	810-0980	810-0982	◆	▲	CCT



DIMENSION MM		WATT MAX.	LUMEN MAX.	CRI	ART.-NO STANDARD	ART.-NO DALI-DIM	1-29	1-29	TECHN. OPTIONS
1403 x 240		69	7680	90	810-1000	810-1002	◆	▲	CCT CCTi
1403 x 240		69	7550	90		810-1022	◆	▲	CCT

TUNABLE WHITE

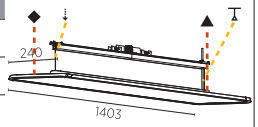

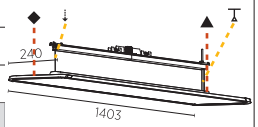

CCT 30 3000 K 40 4000 K

SUSPENSION 01 2000 mm 02 6000 mm

FEED CABLE 01 02 03 04 05 6000 2000 / 06 07 08 09 10

CCTi 30 3000 K 40 4000 K

◆	▲	CCT		CCTi
810-1000	03 white	03 white	30 3000	01 2000	04 2000 red	40 4000

HADI-Q SENSOR

IP20 incl. 2000 6000 50/60Hz 220-240V A++



DIMENSION MM		WATT MAX.	LUMEN MAX.	CRI	ART.-NO SENSOR RC	ART.-NO SENSOR CS	1-29	1-29	1-29	TECHN. OPTIONS
1403 x 240		38	4660	90	810-0970		◆	▲	●	CCT
1403 x 240		38	4660	90		810-0972	◆	▲	●	CCT
1403 x 240		77	6010	90	810-0990		◆	▲	●	CCT
1403 x 240		77	6010	90		810-0992	◆	▲	●	CCT



DIMENSION MM		WATT MAX.	LUMEN MAX.	CRI	ART.-NO SENSOR RC	ART.-NO SENSOR CS	1-29	1-29	1-29	TECHN. OPTIONS
1403 x 240		69	7680	90	810-1010		◆	▲	●	CCT CCTi
1403 x 240		69	7680	90		810-1012	◆	▲	●	CCT CCTi
1403 x 240		69	7550	90		810-1032	◆	▲	●	CCT

TUNABLE WHITE

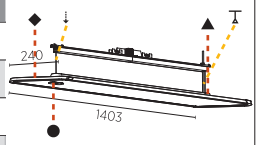

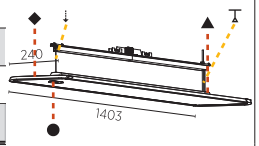

CCT 30 3000 K 40 4000 K

SUSPENSION 01 2000 mm 02 6000 mm

FEED CABLE 01 02 03 04 05 6000 2000 / 06 07 08 09 10

CCTi 30 3000 K 40 4000 K

◆	▲	●	CCT		
810-0970	03 white	03 white	03 4000	40 6000	02 6000	06 6000 red

IDAHO
40 | 75 | 100



PAPACINO, AUSTRIA | ARCHITECTURE: ATELIER HEISS ARCHITEKTEN

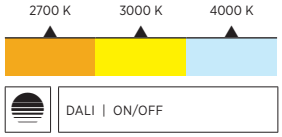

Nahtlose, nahezu endlose Lichtlinien, schwerelos schwebend im Raum. Dafür steht das abgependelte IDAHO Profilsystem. Für das geradlinige LED-System stehen unterschiedliche Breiten zur Verfügung. Das Aluminiumprofil lässt sich in den PROLICHT-Farben veredeln und wird so zum Blickfänger in Restaurants, Shops oder auch Bürogebäuden. In das Profil können auch ausgefräste, leuchtende Textbotschaften oder Logos integriert werden.

Seamless, almost endless lines of light floating weightlessly in space. That's what the suspended IDAHO profile system represents. Different widths are available for the straight-line LED system. The aluminum profile can be finished in the PROLICHT colors and thus becomes an eyecatching feature in restaurants, shops or even office buildings. Luminous text or logo cut-outs can also be integrated in the profile.

IDAHO 40

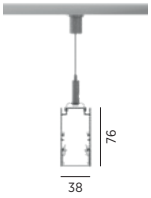

IDAHO 75

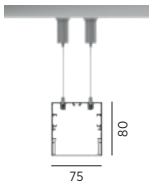

IDAHO 100

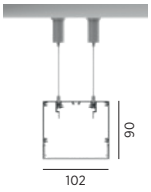

LED OPTIMIZED CONSTRUCTION



In Kombination mit einer weißen Grundplatte bildet der weiße interne Reflektor eine perfekte Mischkammer. Diese schafft ein homogenes Lichtbild ohne einzeln sichtbare LED-Punkte.

In combination with a white base plate, the white internal reflector creates a perfect mixing chamber. This creates a homogeneous light pattern without individually visible LED dots.

INTEGRATED DOWNLIGHTS - KORONA CONE



Ergänzend zu den opalen und prismatischen Diffusoren, lassen sich leistungsstarke Downlights teilweise mit KORONA CONE ins Profil integrieren. Zonierungen können so, ohne zusätzliche Öffnungen in der Decke, realisiert werden.

In addition to the opal and prismatic diffusers, powerful downlights partially with KORONA CONE can be integrated into the profile. This enables zoning to be achieved without additional openings in the ceiling.

IDAHO IDENTITY



Ob Texte, Logos oder Brandings - alle Ausfräsungen können über die gesamte Länge der Leuchte, auf Anfrage individualisiert durchgeführt werden.

Whether texts, logos or brandings the luminaire can be customized on request with cut-outs along its entire length

DIFFERENT COLORED WIRES



Das Einspeisekabel ist in 5 verschiedenen Farben und unterschiedlichen Längen (2 m / 6 m) erhältlich. Vor Ort kann die Kabellänge nach Bedarf gekürzt werden.

The supply cable is available in 5 different colors and different lengths (2 m / 6 m). On site, the cable length can be shortened as required.



01 02 03 04 05 07 08 09 12 13 15 16 17 18 19 20 21 22 23 24 25 26 27 28 29

RAL Classic or any other special color on request



ZAHNARZT DR. LORENZONI, AUSTRIA | PHOTO: SIMON FISCHBACHER







GYMNASIUM RIEDBERG, GERMANY | PHOTO: THOMAS HERMANN





KPMG, AUSTRALIA | PHOTO: TYRONE BRANIGAN PRODUCTIONS




MAS



MAS TOOLS & ENGINEERING GMBH, GERMANY | PHOTOS: PHILIP KOTTLORZ

KOMPONENTEN > COMPONENTS		DIMENSION MM		ART.-NO STANDARD	1-29	TECHN. OPTIONS		
	ALUMINIUM-PROFIL *ALUMINIUM PROFILE*	W: 38 H: 76	per meter	440-0001	◆			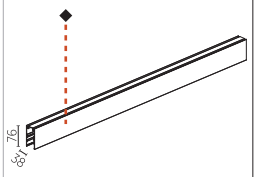
	ENDDECKEL *END CAP*	12x38 H: 76		81054	◆			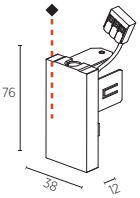
	LINIENVERBINDER *LINEAR COUPLER*	150x35 H: 33		81050				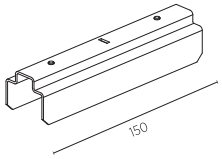
	KNOTEN L-VERBINDER *JUNCTION* *L-CONNECTOR*	70x70 H: 76		81055	◆			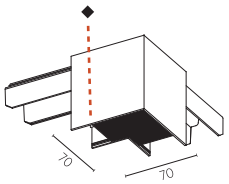
	KNOTEN T-VERBINDER *JUNCTION* *T-CONNECTOR*	70x100 H: 76		81056	◆			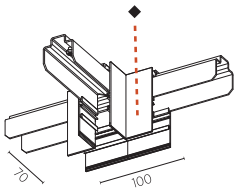
	KNOTEN X-VERBINDER *JUNCTION* *X-CONNECTOR*	100x100 H: 76		81057	◆			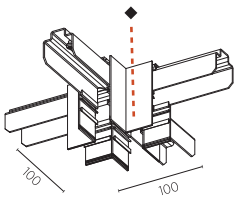
	KNOTEN DECKE/WAND VERBINDER *JUNCTION* *WALL/CEILING CONNECTOR*	210x39 H: 210		81059	◆			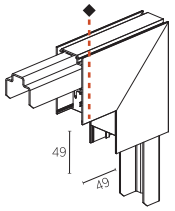
	SEILABHÄNGUNG MIT MONTAGECLIP *SUSPENSION CABLE WITH* *INSTALLATION CLIP*	30x30 L: 2000		440-0002	◆	⇣		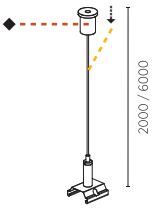
						⇣ SUSPENSION CABLE LENGTH	01 2000mm 02 6000mm	ORDER EXAMPLE: ◆ ⇣ **440-0002 - 02 01** black 2000

Hinweise zu technischen Angaben auf Seite 893 | *Technical data are subject to our data policy on page 893*

KOMPONENTEN > COMPONENTS

		DIMENSION MM	DIMENSION MM²	ART.-NO STANDARD	1-29	TECHN. OPTIONS		
	EINSPEISUNG *POWER FEED*	Ø 81 L: 2000	3x 0,75	100-112	◆			
			5x 0,75	100-113	◆			
			4x 0,75	100-114	◆			
		Ø 81 L: 6000	3x 0,75	100-115	◆			
			5x 0,75	100-116	◆			
			4x 0,75	100-117	◆			
	FARBEINSPEISUNG *POWER FEED COLORED*	Ø 81 L: 2000	3x 0,75	81030	◆	T		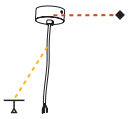
			5x 0,75	81031	◆	T		
		Ø 81 L: 6000	3x 0,75	81032	◆	T		
			5x 0,75	81033	◆	T		
	MITTENEINSPEISUNG *CENTRAL FEED*	31x27 H: 45		81051				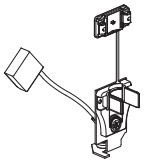
	KABELHALTER *CABLE-HOLDER*	25x36 H: 22		81052				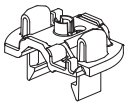
	DIFFUSOR OPAL *DIFFUSER OPAL*	W: 35 H: 28	per meter	81082				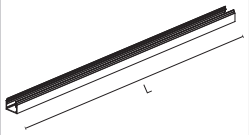
		705x35 H: 28		81060				
		1128x35 H: 28		81087				
		1408x35 H: 28		81061				
		2113x35 H: 28		81062				
		2815x35 H: 28		81063				
	MICRO-PRISMEN *MICROPRISM*	W: 35 H: 28	per meter	81240				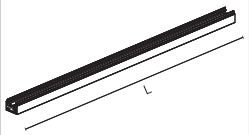
		705x35 H: 28		81064				
		1128x35 H: 28		81091				
		1408x35 H: 28		81065				
		2113x35 H: 28		81066				
		2815x35 H: 28		81067				

SUSPENSION-CABLE COLOUR: 01 | 02 | 03 | 04 | T

ORDER EXAMPLE: ◆ T
81033 - 02 01
02 black, 01 white

IDALINE 40

	DIMENSION MM	LED	WATT MAX.	LUMEN MAX.	CRI	ART.-NO STANDARD	ART.-NO DALI-DIM		TECHN. OPTIONS		
	705x29 H: 50	2700 K	16.5	1595	80	7-01391-00	7-01392-02				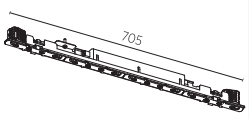
		3000 K	16.5	1702	80	7-01393-00	7-01394-02				
		4000 K	16.5	1772	80	7-01395-00	7-01396-02				
	IP20							incl.	50/60Hz	220-240V	CE A++
	1128x29 H: 50	2700 K	26.4	2552	80	7-01378-00	7-01379-02				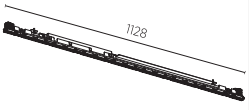
		3000 K	26.4	2723	80	7-01381-00	7-01382-02				
		4000 K	26.4	2836	80	7-01383-00	7-01384-02				
	IP20							incl.	50/60Hz	220-240V	CE A++
	1408x29 H: 50	2700 K	33.0	3190	80	7-01397-00	7-01398-02				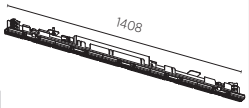
		3000 K	33.0	3403	80	7-01399-00	7-01400-02				
		4000 K	33.0	3545	80	7-01401-00	7-01402-02				
	IP20							incl.	50/60Hz	220-240V	CE A++

KOMPONENTEN > COMPONENTS		DIMENSION MM		ART.-NO STANDARD	0-29			
	ALUMINIUM-PROFIL *ALUMINIUM PROFILE*	W: 75 H: 80	per meter	43075	◆			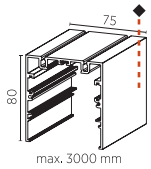
	DIFFUSOR *DIFFUSER*	W: 68 H: 25	per meter	100-2070				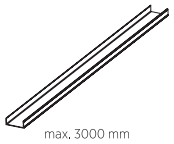
	MICRO-PRISMEN *MICRO PRISM*	W: 62 H: 3	per meter	100-2075				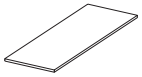
	DECKELPROFIL *CAP PROFILE*	W. 68 H: 24	per meter	100-2014	◆			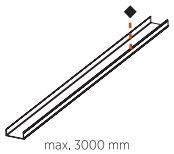
	ENDDECKEL PULVERBESCHICHTET *END CAP* *POWDER COATED*	80x75 H: 3		81183	◆			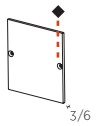
		80x75 H: 6		81187	◆			
	LINEARVERBINDER 1 PAAR *LINEAR COUPLER* *1 PAIR*	117x2 H: 16		81146				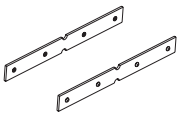
	ECKVERBINDER 1 PAAR (NACH MASS) *CORNER COUPLER* *1 PAIR (WITH ANY REQUIRED ANGLE)*	117x52 H: 16		81148				
	ECKVERBINDER (90°) *CORNER COUPLER (90°)*	52x52 H: 16		81147				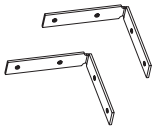

Hinweise zu technischen Angaben auf Seite 893 | *Technical data are subject to our data policy on page 893*

KOMPONENTEN > COMPONENTS

		DIMENSION MM	DIMENSION MM²	ART.-NO STANDARD	ART.-NO DALI-DIM	0-29	TECHN. OPTIONS		
	SEILABHÄNGUNG MIT SCHNELLVERSCHLUSS - 1 PAAR *SUSPENSION CABLE WITH QUICK RELEASE FASTENER - 1 PAIR*	Ø 20 H: 6000	6000	100-206		◆			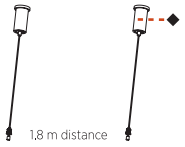
		Ø 20 H: 2000	2000	100-207		◆			
	Y-SEILABHÄNGUNG MIT SCHNELLVERSCHLUSS *Y-SUSPENSION CABLE WITH QUICK RELEASE FASTENER*	Ø 2 H: 6000	6000	100-206Y		◆			
		Ø 20 H: 2000	2000	100-207Y		◆			
	EINSPEISUNG *POWER FEED*	Ø 81 H: 2000	3x 0,75	100-112		◆			
			5x 0,75	100-113		◆			
			4x 0,75	100-114		◆			
		Ø 81 H: 6000	3x 0,75	100-115		◆			
			5x 0,75	100-116		◆			
			4x 0,75	100-117		◆			
	FARBEINSPEISUNG *POWER FEED COLORED*	Ø 81 H: 2000	3x 0,75	81030		◆	T		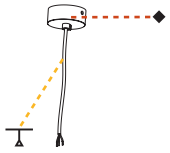
			5x 0,75	81031		◆	T		
		Ø 81 H: 6000	3x 0,75	81032		◆	T		
			5x 0,75	81033		◆	T		

SUSPENSION-CABLE COLOUR: 01 | 02 | 03 | 04 | T

ORDER EXAMPLE: ◆ T
81032 - 02 01
02 black, 01 white

IDALINE 75



DIMENSION MM	LED	WATT MAX.	LUMEN MAX.	CRI	ART.-NO STANDARD	ART.-NO DALI-DIM		TECHN. OPTIONS	
1140x60 H: 50	3000 K	20.2	1891	80	7-00234-00	7-00235-02			
	4000 K	20.2	1998	80	7-00236-00	7-00237-02			
1420x60 H: 50	3000 K	25.3	2364	80	7-00238-00	7-00239-02			
	4000 K	25.3	2498	80	7-00240-00	7-00241-02			
1700x60 H: 50	3000 K	30.4	2837	80	7-00242-00	7-00243-02			
	4000 K	30.4	2997	80	7-00244-00	7-00245-02			
1980x60 H: 50	3000 K	35.4	3310	80	7-00246-00	7-00247-02			
	4000 K	35.4	3496	80	7-00248-00	7-00249-02			
2270x60 H: 50	3000 K	40.5	3783	80	7-00250-00	7-00251-02			
	4000 K	40.5	3996	80	7-00252-00	7-00253-02			

IP20 | incl. | 50/60Hz 220-240V CE A++

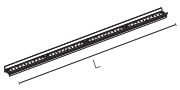

INVADER



DIMENSION MM	LED	WATT MAX.	LUMEN MAX.	CRI	ART.-NO STANDARD	ART.-NO DALI-DIM	1-29	TECHN. OPTIONS	
300x59 H: 79	2700 K	9.8	668	90	7-00254-00	7-00255-02	◆	⏢	
	3000 K	9.8	693	90	7-00256-00	7-00257-02	◆	⏢	
	4000 K	9.8	744	90	7-00258-00	7-00259-02	◆	⏢	

IP20 | incl. | 50/60Hz 220-240V CE A++

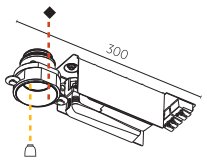



DIMENSION MM	LED	WATT MAX.	LUMEN MAX.	CRI	ART.-NO STANDARD	ART.-NO DALI-DIM	1-29	TECHN. OPTIONS	
400x59 H: 79	2700 K	19.6	1336	90	7-00260-00	7-00261-02	◆	⏢	
	3000 K	19.6	1387	90	7-00262-00	7-00263-02	◆	⏢	
	4000 K	19.6	1487	90	7-00264-00	7-00265-02	◆	⏢	

IP20 | incl. | 50/60Hz 220-240V CE A++

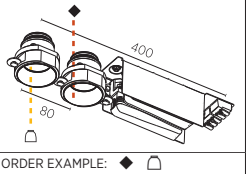

REFLECTOR: 20 | 40 | 60 ⏢ (20° 40° 60°)

ORDER EXAMPLE: ◆ ⏢
7-00259-02 - 02 20
02 black, 20 20°

KOMPONENTEN > COMPONENTS		DIMENSION MM		ART.-NO STANDARD	0-29			
	ALUMINIUM-PROFIL *ALUMINIUM PROFILE*	W: 102 H: 90	per meter	43070	◆			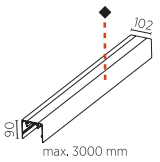
	DIFFUSOR OPAL *DIFFUSER OPAL*	W: 99 H: 27	per meter	81100				
	MICRO-PRISMEN *MICRO-PRISM*	W: 99 H: 27	per meter	81099				
	ALU-DECKELPROFIL *ALUMINIUM CAP PROFILE*	W: 99 H: 27	per meter	81101	◆			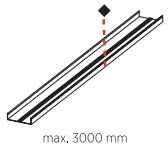
	ENDDECKEL *END CAP*	102x90 H: 6		81189	◆			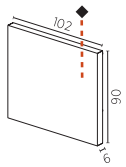
	LINEARVERBINDER *LINEAR COUPLER*	200x98 H: 50		81102				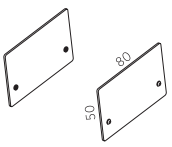
	SEILABHÄNGUNG MIT SCHNELLVERSCHLUSS - 1 PAAR *SUSPENSION CABLE WITH QUICK RELEASE FASTENER - 1 PAIR*	Ø 20 L: 6000		100-206	◆			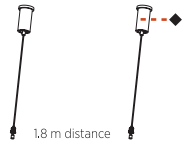
		Ø 20 L: 2000		100-207	◆			

Hinweise zu technischen Angaben auf Seite 893 | *Technical data are subject to our data policy on page 893*

KOMPONENTEN > COMPONENTS

		DIMENSION MM	DIMENSION MM²	ART.-NO STANDARD	ART.-NO DALI-DIM	1-29	TECHN. OPTIONS		
	Y-SEILABHÄNGUNG MIT SCHNELLVERSCHLUSS *Y-SUSPENSION CABLE WITH QUICK RELEASE FASTENER*	Ø L H: 6000		100-206Y		◆			
		Ø 20 L: 2000		100-207Y		◆			
	EINSPEISUNG *POWER FEED*	Ø 81 L: 2000	3x 0,75	100-112		◆			
			5x 0,75	100-113		◆			
			4x 0,75	100-114		◆			
		Ø 81 L: 6000	3x 0,75	100-115		◆			
			5x 0,75	100-116		◆			
			4x 0,75	100-117		◆			
	EINSPEISUNG *POWER FEED*	Ø 81 L: 2000	3x 0,75	81030		◆	⊥		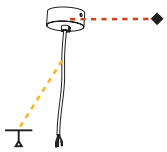
			5x 0,75	81031		◆	⊥		
		Ø 81 L: 6000	3x 0,75	81032		◆	⊥		
			5x 0,75	81033		◆	⊥		

SUSPENSION-CABLE COLOUR: 01 | 02 | 03 | 04 ⊥

ORDER EXAMPLE: ◆ ⊥ **81031 - 02 01** (02 black, 01 white)

IDALINE 100



DIMENSION MM	LED	WATT MAX.	LUMEN MAX.	CRI	ART.-NO STANDARD	ART.-NO DALI-DIM		TECHN. OPTIONS	
1140x87 H: 65	3000 K	20.2	2175	80	7-00266-00	7-00267-02			
	4000 K	20.2	2298	80	7-00268-00	7-00269-02			
1420x87 H: 65	3000 K	25.3	2719	80	7-00270-00	7-00271-02			
	4000 K	25.3	2872	80	7-00272-00	7-00273-02			
1700x87 H: 65	3000 K	30.4	3263	80	7-00274-00	7-00275-02			
	4000 K	30.4	3447	80	7-00276-00	7-00277-02			
1980x87 H: 65	3000 K	35.4	3807	80	7-00278-00	7-00279-02			
	4000 K	35.4	4022	80	7-00280-00	7-00281-02			
2270x87 H: 65	3000 K	40.5	4351	80	7-00282-00	7-00283-02			
	4000 K	40.5	4596	80	7-00284-00	7-00285-02			

IP20 | incl. | 50/60Hz 220-240V CE A++

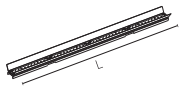

INVADER



DIMENSION MM	LED	WATT MAX.	LUMEN MAX.	CRI	ART.-NO STANDARD	ART.-NO DALI-DIM	0-29	TECHN. OPTIONS	
350x86 H: 68	2700 K	9.8	668	90	7-00286-00	7-00287-02	◆	⏢	
	3000 K	9.8	693	90	7-00288-00	7-00289-02	◆	⏢	
	4000 K	9.8	744	90	7-00290-00	7-00291-02	◆	⏢	

IP20 | incl. | 50/60Hz 220-240V CE A++

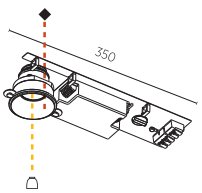



450x86 H: 68	2700 K	19.6	1336	90	7-00292-00	7-00293-02	◆	⏢	
	3000 K	19.6	1387	90	7-00294-00	7-00295-02	◆	⏢	
	4000 K	19.6	1487	90	7-00296-00	7-00297-02	◆	⏢	

IP20 | incl. | 50/60Hz 220-240V CE A++

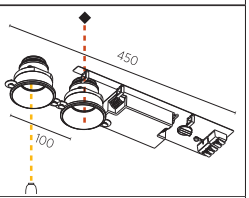

REFLECTOR: 20 40 60 ⏢ (20° 40° 60°)

ORDER EXAMPLE: ◆ ⏢ **7-00291-02 - 02 20** (02 black, 20 20°)

SUPER-G
STANDARD



NOVOTEL LUXEMBOURG| PHOTO: DOMINIK BERG | ARCHITECTURE: AEM LIGHTING

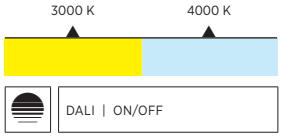

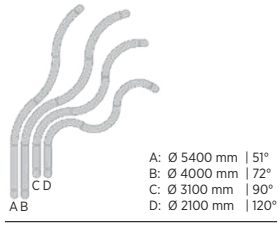

SUPER-G

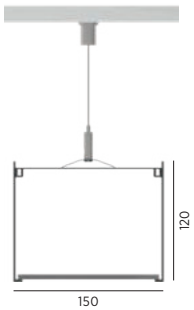

Bewegung und Licht im Raum. Das zeichnet das Pendel-LED-Profilsystem SUPER-G aus. Kurven und gerade Strecken lassen sich dabei flexibel konfigurieren. Zudem können Gehäuse, Baldachin und Zuleitung in vielen Farben gestaltet werden. Für die Pendelversion der SUPER-G steht auch ein Indirektlichtanteil zur Verfügung, der das System für noch mehr Anwendungen interessant macht.

Movement and light in the room. This is what distinguishes the SUPER-G pendant LED profile system. Curves and straight sections can be flexibly configured. In addition, the housing, canopy and supply cable can be designed in many colors. An indirect light component is also available for the pendant version of the SUPER-G, which makes the system an interesting choice for even more applications.

FREEDOM IN DESIGN



Die Kombination div. Bögen mit unterschiedlichen Radien, den bis maximal 2m langen Linearelementen und dem Verbindungselement mit 3 Anschlüssen, bietet eine große gestalterische Bandbreite.

The combination of various bends with different radii, the linear elements up to 2000 mm in length and the connecting element with 3 connections, offers a large design scope.

SUPER-G IDENTITY

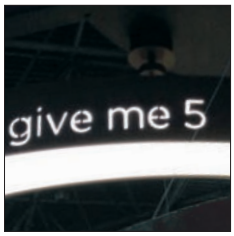

Ob Texte, Symbole oder Brandings - auf Anfrage kann das SUPER-G Leuchtensystem über die gesamte Länge hinweg mit individuellen Ausfräsungen gefertigt werden.

Whether text, symbols or brandings - on request, the SUPER-G luminaire system can be manufactured with individual cut-outs along its entire length.

3x 120° CONNECTION



Zusätzlich zu den geraden und gebogenen Teilstücken bietet ein 3 x 120°-Knotenpunkt unendliche Möglichkeiten zur Umsetzung individueller Designkonzepte.

In addition to the straight and curved sections, a 3 x 120° node offers endless possibilities for implementing individual design concepts.

INDIRECT LIGHTING

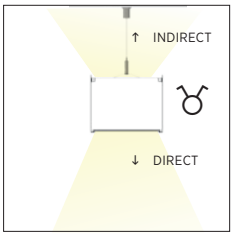

In der Pendelvariante ist das SUPER-G Leuchtensystem auch mit einer Indirektbeleuchtung erhältlich. Direkte und indirekte Beleuchtung sind dabei separat schaltbar.

In the suspended version, the SUPER-G luminaire system is also available with indirect lighting. Direct and indirect lighting can be switched separately.

EXAMPLE



STANDARD RADII AND ANY RADIUS ON REQUEST

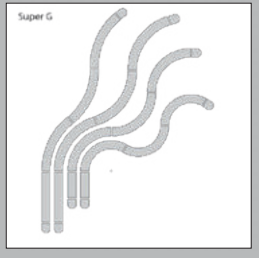

EASY LINEAR CONNECTION



ROUNDED END CAP WITH INTEGRATED LED



01 02 03 04 05 07 08 09 12 13 15 16 17 18 19 20 21 22 23 24 25 26 27 28 29

RAL Classic or any other special color on request



MANDARIN ORIENTAL HOTEL, NEW YORK CITY, USA | PHOTO: GEORGE APOSTOLIDIS





WILHELMINENPASSAGE, GERMANY | PHOTO: HENDRIK BECKER / CASA HAUS UND RAUM



TOURIST INFORMATION BAD KISSINGEN, GERMANY | PHOTO: MICHAEL STEPHAN



LUXTRAM S.A., LUXEMBOURG | PHOTO: AEM LIGHTING


Baguette
Coffee



BAGUETTE PATSCH, AUSTRIA | PHOTO: CHRISTIAN FLATSCHER

KOMPONENTEN > COMPONENTS		DIMENSION MM	DIMENSION MM²	ART.-NO STANDARD	1-29	TECHN. OPTIONS		
	SUSPENSION CABLE *SUSPENSION CABLE*	144x52 L: 2000		430-9003	◆			
		144x52 L: 6000		430-9004	◆			
	EINSPEISUNG *POWER FEED*	Ø 81 L: 2000	3x 0,75	100-112	◆			
			5x 0,75	100-113	◆			
		Ø 81 L: 6000	3x 0,75	100-115	◆			
			5x 0,75	100-116	◆			
	EINSPEISUNG *POWER FEED*	Ø 81 L: 2000	3x 0,75	81030	◆	T		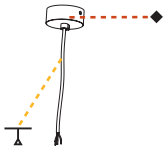
			5x 0,75	81031	◆	T		
		Ø 81 L: 6000	3x 0,75	81032	◆	T		
			5x 0,75	81033	◆	T		
	SUSPENSION-CABLE COLOUR				01	02	03 04 T	ORDER EXAMPLE: ◆ T **81030 - 02 01** black white

SUPER-G

	DIMENSION MM	LED	WATT MAX.	LUMEN MAX.	CRI	ART.-NO STANDARD	ART.-NO DALI-DIM	1-29	TECHN. OPTIONS		
	125x150 H: 120	3000 K	3.2	270	80	430-9001		◆			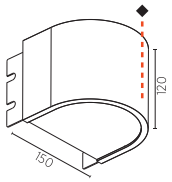
		4000 K	3.2	290	80	430-9002		◆			
	IP20								excl.		
	350x303 H: 120	3000 K	9.9	940	80	430-1440	430-1442	◆			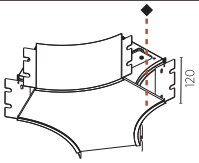
		4000 K	9.9	980	80	430-1450	430-1452	◆			
	IP20								incl.	50/60Hz	220-240V
	1150x150 H: 120	3000 K	20.2	1850	80	430-1210	430-1212	◆			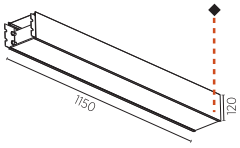
		4000 K	20.2	1950	80	430-1220	430-1222	◆			
	IP20								incl.	50/60Hz	220-240V
	1150x150 H: 120	3000 K	30.4	3120	80	430-1540	430-1542	◆			
		4000 K	30.4	3300	80	430-1550	430-1552	◆			
	IP20								incl.	50/60Hz	220-240V
	1750x150 H: 120	3000 K	30.4	2770	80	430-1260	430-1262	◆			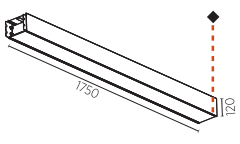
		4000 K	30.4	2920	80	430-1270	430-1272	◆			
	IP20								incl.	50/60Hz	220-240V
	1750x150 H: 120	3000 K	45.5	4690	80	430-1560	430-1562	◆			
		4000 K	45.5	4950	80	430-1570	430-1572	◆			
	IP20								incl.	50/60Hz	220-240V

Hinweise zu technischen Angaben auf Seite 893 | *Technical data are subject to our data policy on page 893*

SUPER-G 2100/120°



DIMENSION MM	LED	WATT MAX.	LUMEN MAX.	CRI	ART.-NO STANDARD	ART.-NO DALI-DIM	1-29	TECHN. OPTIONS	
1818x600 H: 120	3000 K	35.4	3230	80	430-1010	430-1012	◆		
	4000 K	35.4	3410	80	430-1020	430-1022	◆		
IP20							incl.	50/60Hz	220-240V CE A++
1818x600 H: 120	3000 K	55.7	5790	80	430-1460	430-1462	◆		
	4000 K	55.7	6110	80	430-1470	430-1472	◆		
IP20							incl.	50/60Hz	220-240V CE A++

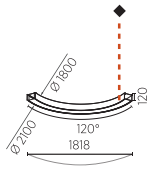

SUPER-G 3100/90°



DIMENSION MM	LED	WATT MAX.	LUMEN MAX.	CRI	ART.-NO STANDARD	ART.-NO DALI-DIM	1-29	TECHN. OPTIONS	
2192x560 H: 120	3000 K	40.5	3690	80	430-1060	430-1062	◆		
	4000 K	40.5	3900	80	430-1070	430-1072	◆		
IP20							incl.	50/60Hz	220-240V CE A++
2192x560 H: 120	3000 K	60.7	6250	80	430-1480	430-1482	◆		
	4000 K	60.7	6600	80	430-1490	430-1492	◆		
IP20							incl.	50/60Hz	220-240V CE A++

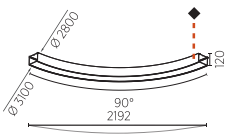

SUPER-G 4000/72°

DIMENSION MM	LED	WATT MAX.	LUMEN MAX.	CRI	ART.-NO STANDARD	ART.-NO DALI-DIM	1-29	TECHN. OPTIONS	
2351x503 H: 120	3000 K	40.5	3690	80	430-1110	430-1112	◆		
	4000 K	40.5	3900	80	430-1120	430-1122	◆		
IP20							incl.	50/60Hz	220-240V CE A++
2351x503 H: 120	3000 K	60.7	6250	80	430-1500	430-1502	◆		
	4000 K	60.7	6600	80	430-1510	430-1512	◆		
IP20							incl.	50/60Hz	220-240V CE A++

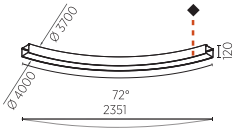

SUPER-G 5400/51°



DIMENSION MM	LED	WATT MAX.	LUMEN MAX.	CRI	ART.-NO STANDARD	ART.-NO DALI-DIM	1-29	TECHN. OPTIONS	
2343x403 H: 120	3000 K	40.5	3690	80	430-1160	430-1162	◆		
	4000 K	40.5	3900	80	430-1170	430-1172	◆		
IP20							incl.	50/60Hz	220-240V CE A++
2343x403 H: 120	3000 K	60.7	6490	80	430-1520	430-1522	◆		
	4000 K	60.7	6860	80	430-1530	430-1532	◆		
IP20							incl.	50/60Hz	220-240V CE A++

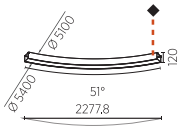

SUPER-G
SLIM



KINDERGARTEN/SOZIALZENTRUM ELISABETH NUM, AXAMS, TYROL. PHOTO: THOMAS SCHROTT

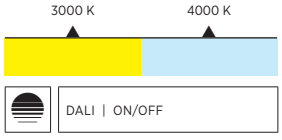

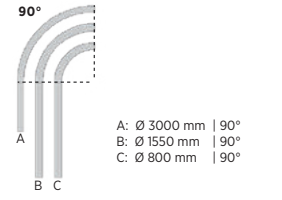

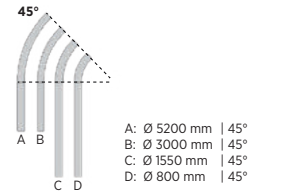

SUPER-G SLIM

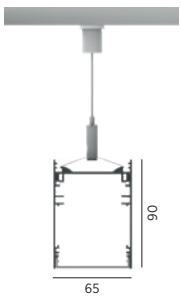

Mit nur 65 mm Breite formt SUPER-G SLIM elegante, dynamisch fließende Linien aus Licht im Raum. Das Pendel-LED-Profilsystem überzeugt durch flexible Konfigurationsmöglichkeiten aus Kurven und geraden Elementen, die sich nahtlos miteinander verbinden lassen. Der kreative Einsatz von Farbe für Gehäuse, Zuleitung und Baldachin, unterschiedliche Diffusoren und ein optionaler Indirektlichtanteil erlauben vielfältige Gestaltungsmöglichkeiten.

With a width of only 65 mm, SUPER-G SLIM forms elegant, dynamically flowing lines of light in the room. The pendant LED profile system impresses with flexible configuration options consisting of curves and straight elements that can be seamlessly connected. The creative use of color for the housing, supply cable and canopy, different diffusers and an optional indirect light component allow a wide range of design options.

FREEDOM IN DESIGN



Die Bandbreite an geraden und unterschiedlich gebogenen Teilstücken bietet einen besonders großen Freiraum bei der Gestaltung von einzigartigen Beleuchtungskonzepten.

The range of straight and differently curved sections gives a particularly high degree of freedom in the design of unique lighting concepts.

LED OPTIMIZED CONSTRUCTION



Grundplatte und Seitenflanken bilden eine reinweiße Mischkammer. Diese sorgt für einen besonders hohen Wirkungsgrad und ein gleichmäßiges Lichtbild .

Base plate and side flanks form a pure white mixing chamber. This ensures a particularly high level of efficiency and a uniform light pattern.

INDIRECT LIGHTING

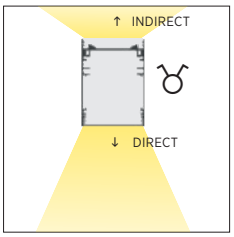

In der Pendelvariante ist das SUPER-G SLIM-Leuchtensystem auch mit einer Indirektbeleuchtung erhältlich. Direkte und indirekte Beleuchtung sind dabei separat schaltbar.

In the suspended version, the SUPER-G SLIM luminaire system is also available with indirect lighting. Direct and indirect lighting can be switched separately.

EXAMPLE



UNIQUE LIGHTING CONCEPTS

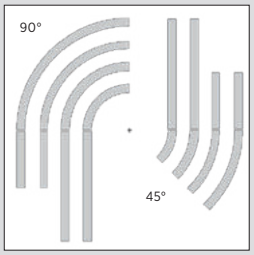

MOVABLE SUSPENSION CLIPS



STRAIGHT END CAP



LINEAR CONNECTION NO LIGHT LEAKAGE



01 02 03 04 05 07 08 09 12 13 15 16 17 18 19 20 21 22 23 24 25 26 27 28 29

RAL Classic or any other special color on request



M ELEMENTS | ESCHBORN, DEUTSCHLAND, EUROPE | PHOTO: LARS GRUBER



SAP, CZECH REPUBLIC | PHOTO: BÁRA PRÁŠILOVÁ | ARCHITECTURE: S.H.S. ARCHITEKTI S.R.O.

KOMPONENTEN > COMPONENTS		DIMENSION MM	DIMENSION MM²	ART.-NO STANDARD	1-29	TECHN. OPTIONS		
	SUPER-G ENDTEIL *SUPER-G END CAP*	6x65 H: 90		81041	◆			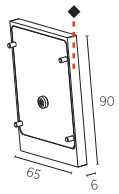
	SUSPENSION CABLE *SUSPENSION CABLE*	20x53 L: 2000	2000mm	81043	◆			
		20x53 L: 6000	6000mm	81044	◆			
	EINSPEISUNG *POWER FEED*	Ø 81 L: 2000	3x 0,75	100-112	◆			
			5x 0,75	100-113	◆			
		Ø 81 L: 6000	3x 0,75	100-115	◆			
			5x 0,75	100-116	◆			
	EINSPEISUNG *POWER FEED*	Ø 81 L: 2000	3x 0,75	81030	◆	T		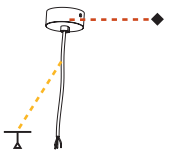
			5x 0,75	81031	◆	T		
		Ø 81 L: 6000	3x 0,75	81032	◆	T		
			5x 0,75	81033	◆	T		
	SUSPENSION-CABLE COLOUR					01	02	03	04	T

ORDER EXAMPLE: ◆ T
81031 - 02 01
black white

SUPER-G SLIM

DIMENSION MM	LED	WATT MAX.	LUMEN MAX.	CRI	ART.-NO STANDARD	ART.-NO DALI-DIM	1-29	TECHN. OPTIONS		
860x65 H: 90	3000 K	19.8	2210	80	430-3170	430-3172	◆	Ⓓ		
	4000 K	19.8	2300	80	430-3180	430-3182	◆	Ⓓ		
IP20							incl.	50/60Hz 220-240V	CE	A++
860x65 H: 90	3000 K	29.7	3690	80	430-3440	430-3442	◆	Ⓓ		
	4000 K	29.7	3840	80	430-3450	430-3452	◆	Ⓓ		
IP20							incl.	50/60Hz 220-240V	CE	A++
1140x65 H: 90	3000 K	26.4	2940	80	430-1580	430-1582	◆	Ⓓ		
	4000 K	26.4	3060	80	430-1590	430-1592	◆	Ⓓ		
IP20							incl.	50/60Hz 220-240V	CE	A++
1140x65 H: 90	3000 K	39.6	4920	80	430-3500	430-3502	◆	Ⓓ		
	4000 K	39.6	5120	80	430-3510	430-3512	◆	Ⓓ		
IP20							incl.	50/60Hz 220-240V	CE	A++
1420x65 H: 90	3000 K	33.0	3680	80	430-3260	430-3262	◆	Ⓓ		
	4000 K	33.0	3830	80	430-3270	430-3272	◆	Ⓓ		
IP20							incl.	50/60Hz 220-240V	CE	A++
1420x65 H: 90	3000 K	49.5	6140	80	430-3560	430-3562	◆	Ⓓ		
	4000 K	49.5	6400	80	430-3570	430-3572	◆	Ⓓ		
IP20							incl.	50/60Hz 220-240V	CE	A++
								...01 OPAL	...02 MICRO-PRISM	Ⓓ DIFFUSER

ORDER EXAMPLE: ◆ Ⓓ
430-3512 - 02 01
black opal

Hinweise zu technischen Angaben auf Seite 893 | *Technical data are subject to our data policy on page 893*

SUPER-G SLIM

DIMENSION MM	LED	WATT MAX.	LUMEN MAX.	CRI	ART.-NO STANDARD	ART.-NO DALI-DIM	1-29	TECHN. OPTIONS
1720x65 H: 90	3000 K	39.6	4410	80	430-3320	430-3322	◆	D
	4000 K	39.6	4600	80	430-3330	430-3332	◆	D
IP20						incl.	50/60Hz	220-240V CE A++
1720x65 H: 90	3000 K	59.4	7370	80	430-3620	430-3622	◆	D
	4000 K	59.4	7680	80	430-3630	430-3632	◆	D
IP20						incl.	50/60Hz	220-240V CE A++
2000x65 H: 90	3000 K	46.2	5150	80	430-1600	430-1602	◆	D
	4000 K	46.2	5360	80	430-1610	430-1612	◆	D
IP20						incl.	50/60Hz	220-240V CE A++
2000x65 H: 90	3000 K	72.6	9010	80	430-3680	430-3682	◆	D
	4000 K	72.6	9390	80	430-3690	430-3692	◆	D
IP20						incl.	50/60Hz	220-240V CE A++

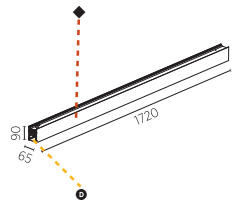

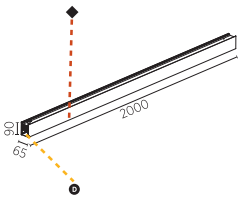

...01 OPAL | ...02 MICRO-PRISM | D DIFFUSER

ORDER EXAMPLE: ◆ D
430-3512 - 02 01
black opal

SUPER-G SLIM 800/45°



DIMENSION MM	LED	WATT MAX.	LUMEN MAX.	CRI	ART.-NO STANDARD	ART.-NO DALI-DIM	1-29	TECHN. OPTIONS
307x91 H: 90	3000 K	6.6	740	80	430-1620	430-1622	◆	D
	4000 K	6.6	770	80	430-1630	430-1632	◆	D
IP20						incl.	50/60Hz	220-240V CE A++

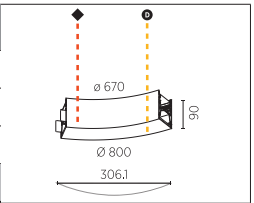

...01 OPAL | ...02 MICRO-PRISM | D DIFFUSER

ORDER EXAMPLE: ◆ D
430-1632 - 02 01
black opal

SUPER-G SLIM 800/90°



DIMENSION MM	LED	WATT MAX.	LUMEN MAX.	CRI	ART.-NO STANDARD	ART.-NO DALI-DIM	1-29	TECHN. OPTIONS	€ STANDARD	€ DALI-DIM
566x164 H: 90	3000 K	13.2	1470	80	430-1640	430-1642	◆	D		
	4000 K	13.2	1530	80	430-1650	430-1652	◆	D		
IP20						incl.	50/60Hz	220-240V CE A++		
566x164 H: 90	3000 K	19.8	2460	80	430-3710	430-3712	◆	D		
	4000 K	19.8	2560	80	430-3720	430-3722	◆	D		
IP20						incl.	50/60Hz	220-240V CE A++		

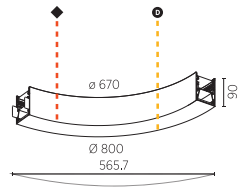

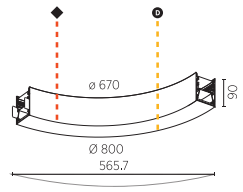

...01 OPAL | ...02 MICRO-PRISM | D DIFFUSER

ORDER EXAMPLE: ◆ D
430-3722 - 02 01
black opal

SUPER-G SLIM 1550/45°



DIMENSION MM	LED	WATT MAX.	LUMEN MAX.	CRI	ART.-NO STANDARD	ART.-NO DALI-DIM	1-29	TECHN. OPTIONS
594x119 H: 90	3000 K	13.2	1470	80	430-1660	430-1662	◆	D
	4000 K	13.2	1530	80	430-1670	430-1672	◆	D
IP20							incl.	50/60Hz 220-240V CE A++
594x119 H: 90	3000 K	19.8	2460	80	430-3740	430-3742	◆	D
	4000 K	19.8	2560	80	430-3750	430-3752	◆	D
IP20							incl.	50/60Hz 220-240V CE A++

...01 OPAL | ...02 MICRO-PRISM | D DIFFUSER

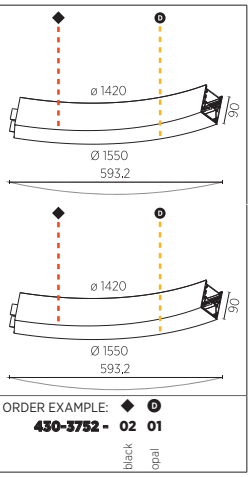

ORDER EXAMPLE: ◆ D
430-3752 - 02 01
black opal

SUPER-G SLIM 1550/90°



DIMENSION MM	LED	WATT MAX.	LUMEN MAX.	CRI	ART.-NO STANDARD	ART.-NO DALI-DIM	1-29	TECHN. OPTIONS
1096x273 H: 90	3000 K	26.4	2940	80	430-1680	430-1682	◆	D
	4000 K	26.4	3060	80	430-1690	430-1692	◆	D
IP20							incl.	50/60Hz 220-240V CE A++
1096x273 H: 90	3000 K	39.6	4920	80	430-3770	430-3772	◆	D
	4000 K	39.6	5120	80	430-3780	430-3782	◆	D
IP20							incl.	50/60Hz 220-240V CE A++

...01 OPAL | ...02 MICRO-PRISM | D DIFFUSER

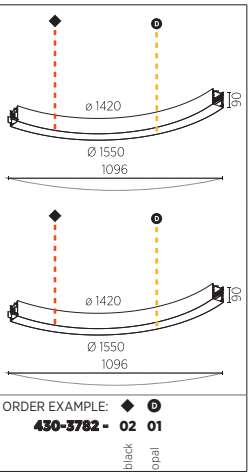

ORDER EXAMPLE: ◆ D
430-3782 - 02 01
black opal

SUPER-G SLIM 3000/45°



DIMENSION MM	LED	WATT MAX.	LUMEN MAX.	CRI	ART.-NO STANDARD	ART.-NO DALI-DIM	1-29	TECHN. OPTIONS
1149x175 H: 90	3000 K	26.4	2940	80	430-1700	430-1702	◆	D
	4000 K	26.4	3060	80	430-1710	430-1712	◆	D
IP20							incl.	50/60Hz 220-240V CE A++
1149x175 H: 90	3000 K	39.6	4920	80	430-3800	430-3802	◆	D
	4000 K	39.6	5120	80	430-3810	430-3812	◆	D
IP20							incl.	50/60Hz 220-240V CE A++

...01 OPAL | ...02 MICRO-PRISM | D DIFFUSER

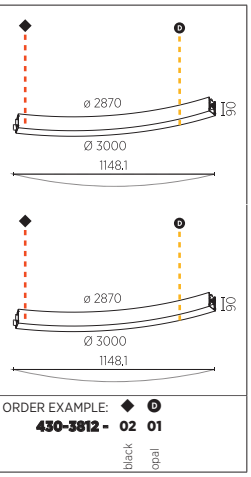

ORDER EXAMPLE: ◆ D
430-3812 - 02 01
black opal

Hinweise zu technischen Angaben auf Seite 893 | *Technical data are subject to our data policy on page 893*

SUPER-G SLIM 3000/90°



DIMENSION MM	LED	WATT MAX.	LUMEN MAX.	CRI	ART.-NO STANDARD	ART.-NO DALI-DIM	1-29	TECHN. OPTIONS
2122x486 H: 90	3000 K	52.8	5880	80	430-1720	430-1722	◆	D
	4000 K	52.8	6130	80	430-1730	430-1732	◆	D
IP20							incl. 50/60Hz 220-240V CE A++	
2122x486 H: 90	3000 K	79.2	9830	80	430-3830	430-3832	◆	D
	4000 K	79.2	10240	80	430-3840	430-3842	◆	D
IP20							incl. 50/60Hz 220-240V CE A++	

...01 OPAL | ...02 MICRO-PRISM | D DIFFUSER

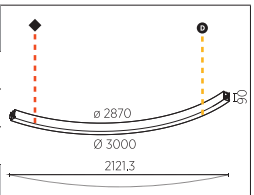

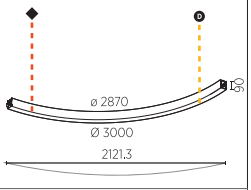

ORDER EXAMPLE: ◆ D
430-3842 - 02 01
black opal

SUPER-G SLIM 5200/45°



DIMENSION MM	LED	WATT MAX.	LUMEN MAX.	CRI	ART.-NO STANDARD	ART.-NO DALI-DIM	1-29	TECHN. OPTIONS
1990x258 H: 90	3000 K	46.2	5150	80	430-1740	430-1742	◆	D
	4000 K	46.2	5360	80	430-1750	430-1752	◆	D
IP20							incl. 50/60Hz 220-240V CE A++	
1990x258 H: 90	3000 K	72.6	9010	80	430-3860	430-3862	◆	D
	4000 K	72.6	9390	80	430-3870	430-3872	◆	D
IP20							incl. 50/60Hz 220-240V CE A++	

...01 OPAL | ...02 MICRO-PRISM | D DIFFUSER

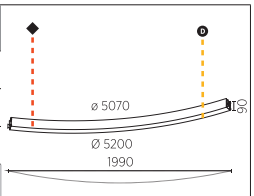

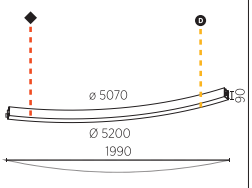

ORDER EXAMPLE: ◆ D
430-3872 - 02 01
black opal

5.1

STEHLEUCHTEN
FREE-STANDING LUMINAIRES

5.1 STEHLEUCHTEN FREE-STANDING LUMINAIRES

@WORK › 832



@-WORK ONE
848



@-WORK ONE
SENSO DIM
848

HYPRO › 836

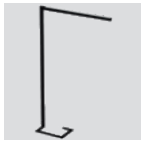

HYPRO-F 90
848 NEW



HYPRO-F 160
848 NEW

@-WORK ONE



ILF CONSULTING ENGINEERS, SWITZERLAND | PHOTO: RENÉ DÜRR





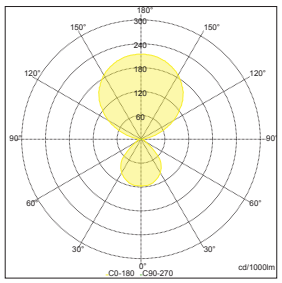

Sample:
ART. N° 51008-03-03-02, 4000 K

Professionelles Licht am Arbeitsplatz – dafür sorgen die LED-Stehleuchten der @-WORK-Familie. Sie überzeugen durch höchste Funktionalität und modernste Technik. Das SOFT EDGE DESIGN eint geometrische Kontraste: Sanfte Rundungen und strenge Konturen ermöglichen eine Integration in viele Office-Architekturen. Erhöhten Benutzerkomfort bietet die SENSO-DIM Variante mit anwesenheits- und tageslichtabhängiger Steuerung.

Professional lighting at the workplace - this is ensured by the LED floor lamps of the @-WORK family. They impress with maximum functionality and the latest technology. The SOFT EDGE DESIGN unites geometric contrasts: gentle curves and strong contours enable them to be integrated into many office architectures. The SENSO-DIM variant with presence and daylight-dependent control offers increased user comfort.

SENSO DIM



Der optional integrierte Smart Sensor ermöglicht die automatische Lichtsteuerung. Damit ist die Stehleuchte in der Lage, in jeder Situation und zu jeder Tageszeit die perfekte Lichtstärke einzustellen.

The optionally integrated smart sensor allows automatic light control. This means that the floor lamp finds the perfect luminosity setting for any situation or time of day.

MIX & MATCH



Als Stehleuchte liefert @-WORK die ideale Beleuchtung für den Arbeitsplatz und lässt sich darüber hinaus perfekt mit anderen Leuchtenfamilien aus der SMOOTHY Produktfamilie kombinieren.

While @-WORK provides ideal lighting for you as a floor lamp, its design can also perfectly complement other luminaires of the SMOOTHY product family.

INDIRECT LIGHTING

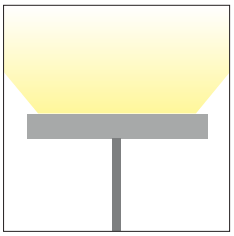

@-WORK strahlt nicht nur nach unten, sondern ist auch mit einer separat schaltbaren Indirekt-Beleuchtung ausgestattet.

In addition to its soft downlight, @-WORK is also equipped with a separately switchable indirect lighting module.

SOFT EDGE DESIGN



Der Kontrast zwischen weich geschwungenen Linien und kräftigen Konturen sorgt dafür, dass sich die Leuchte harmonisch in nahezu jedes Raumkonzept einfügt.

The contrast between softly curved lines and powerful contours ensures that the luminaire blends harmoniously into almost any room concept.



COLOR

● SPINE ◆ HEAD & STAND

RAL Classic or any other special color on request

SHAPE

DIMENSION	mm
670x350 H: 1900	

ON REQUEST

ADDITIONAL OPTIONS
INDIVIDUAL SIZES
SPECIAL COLOR TEMPERATURE
SPECIAL CONTROL OPTIONS

OPTICS

CCT

COLOR TEMPERATURE
3000 K
4000 K

LIGHT DISTRIBUTION
DIRECT + INDIRECT

CONTROL
STANDARD ON | OFF
PUSH DIM







MAKE IT YOURS!

CONFIGURE ONLINE:
PROLICHT.AT/@WORK



@-WORK ONE

IP20 incl. 50/60Hz 220-240V A++



DIMENSION MM	LED	WATT	LUMEN	CRI	ART.-NO STANDARD	ART.-NO DALI-DIM	1-29	1-29	TECHN. OPTIONS
670x350 H:1900	3000 K	60.1	7080	80	51009		◆	●	
	4000 K	60.1	7380	80	51007		◆	●	

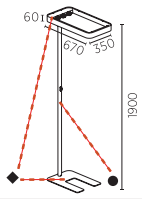

STECKER PLUG ...01 ...02

ORDER EXAMPLE: ◆ ▲ 🔌
51009 - 02 03 01
black white schuko

@-WORK ONE SENSO DIM

IP20 incl. 50/60Hz 220-240V A++



DIMENSION MM	LED	WATT	LUMEN	CRI	ART.-NO STANDARD	ART.-NO DALI-DIM	1-29	1-29	TECHN. OPTIONS
670x350 H:1900	3000 K	60.1	7080	80	51010		◆	●	
	4000 K	60.1	7380	80	51008		◆	●	

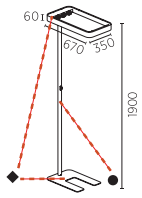

STECKER PLUG ...01 ...02

ORDER EXAMPLE: ◆ ▲ 🔌
51008 - 02 03 02
black white swiss

Hinweise zu technischen Angaben auf Seite 893 | *Technical data are subject to our data policy on page 893*



INSPIRATION | SYNA

HYPRO-F
90 | 160



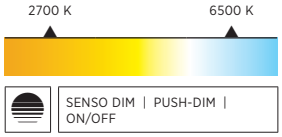

SENSO DIM | PUSH-DIM | ON/OFF

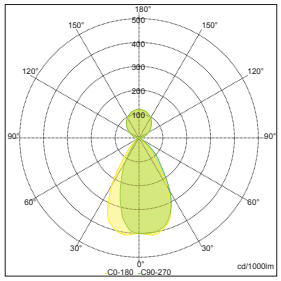

Sample:
ART. Nº 510-0060-30-02-30, MICRO-PRISM, 3000 K, DIRECT/INDIRECT
HYPRO TUNABLE FOCUS 90

Der nächste Schritt in HCL. Mit der zum Patent angemeldeten Tunable Focus Technologie lanciert PROLICHT in der neuen Stehleuchte HYPRO-F ein revolutionäres Lichtkonzept. Die beliebige Kombination von hartem und weichem Licht fügt sich zu jeder Tageszeit und Wettersituation perfekt in den Arbeitstag ein. Mit der optionalen Indirektbeleuchtung lassen sich wahlweise aktivierende oder entspannende Lichtstimmungen erzeugen.

The next step in Human Centric Lighting. With patent pending Tunable Focus technology, PROLICHT is launching a revolutionary lighting concept with its new HYPRO-F floor lamp. The arbitrary combination of hard and soft light fits perfectly into the working day regardless of the time of day or the weather outside. With the optional indirect lighting, stimulating or relaxing lighting moods can be created.

TUNABLE FOCUS



Die revolutionäre Tunable Focus Technologie von PROLICHT ermöglicht die beliebige Kombination von weicher Direktbeleuchtung (LED-Line), harter Direktbeleuchtung (Downlight Spots) und indirekter Deckenbeleuchtung.

The revolutionary Tunable Focus technology from PROLICHT allows any combination of soft direct lighting (LED line), hard direct lighting (downlight spots) and indirect ceiling lighting.

TOUCH INTERFACE



Das eigenes entwickelte Touch Interface bietet einen einfachen und intuitiven Zugang zur Steuerung der unterschiedlichsten Lichtfunktionen. Die Basis-Version ist alternativ auch mit Push-Buttons erhältlich.

The in-house developed touch interface offers simple and intuitive access to controlling a wide variety of lighting functions. Alternatively, the basic version is also available with push-button control.

SMART SENSOR CONTROL



Der optional integrierte Smart Sensor ermöglicht eine automatische Lichtsteuerung. Damit ist HYPRO-F in der Lage, in jeder Situation und zu jeder Tageszeit das jeweils perfekte Licht zu schaffen.

The optionally integrated smart sensor makes for automatic light control. This enables HYPRO-F to create the perfect lighting for any situation and at any time of the day.

FUNCTIONAL BASE PLATE



Der einzigartig geformte Stahl-Fuß der HYPRO-F garantiert ein minimalistisches und gleichzeitig stabiles Design. Die C-Form lässt eine einfache Positionierung der Leuchte am Tischbein zu.

The unique, C-shaped steel base of the HYPRO-F not only offers a minimalist yet stable, design, but its C shape also makes it easy for the lamp to be positioned around the leg of a table.



COLOR

◆ STAYER ▲ HEAD ● FOOT ■ CONNECTOR ⬟ ENDCAP

RAL Classic or any other special color on request

SHAPE

DIMENSION		TYPE | mm
H: 2200	B: 1170	HYPRO-F 90
H: 2200	B: 440+1170	HYPRO-F 160

FEATURES

SMART TECHNOLOGY
SENSOR
SENSOR WITH REMOTE CONTROL

ON REQUEST

ADDITIONAL OPTIONS
INDIVIDUAL SIZES
SPECIAL COLOR TEMPERATURE
SPECIAL CONTROL OPTIONS

OPTICS

CCT

COLOR TEMPERATURE
3000 K
4000 K

LIGHT DISTRIBUTION
DIRECT
DIRECT + INDIRECT

DIFFUSER
MICRO PRISM
RICO

CONTROL
STANDARD ON/OFF
SENSO DIM
PUSH DIM







MAKE IT YOURS!

CONFIGURE ONLINE:
PROLICHT.AT/HYPRO-F



THE NEXT STEP IN
HUMAN CENTRIC LIGHTING

TUNABLE FOCUS

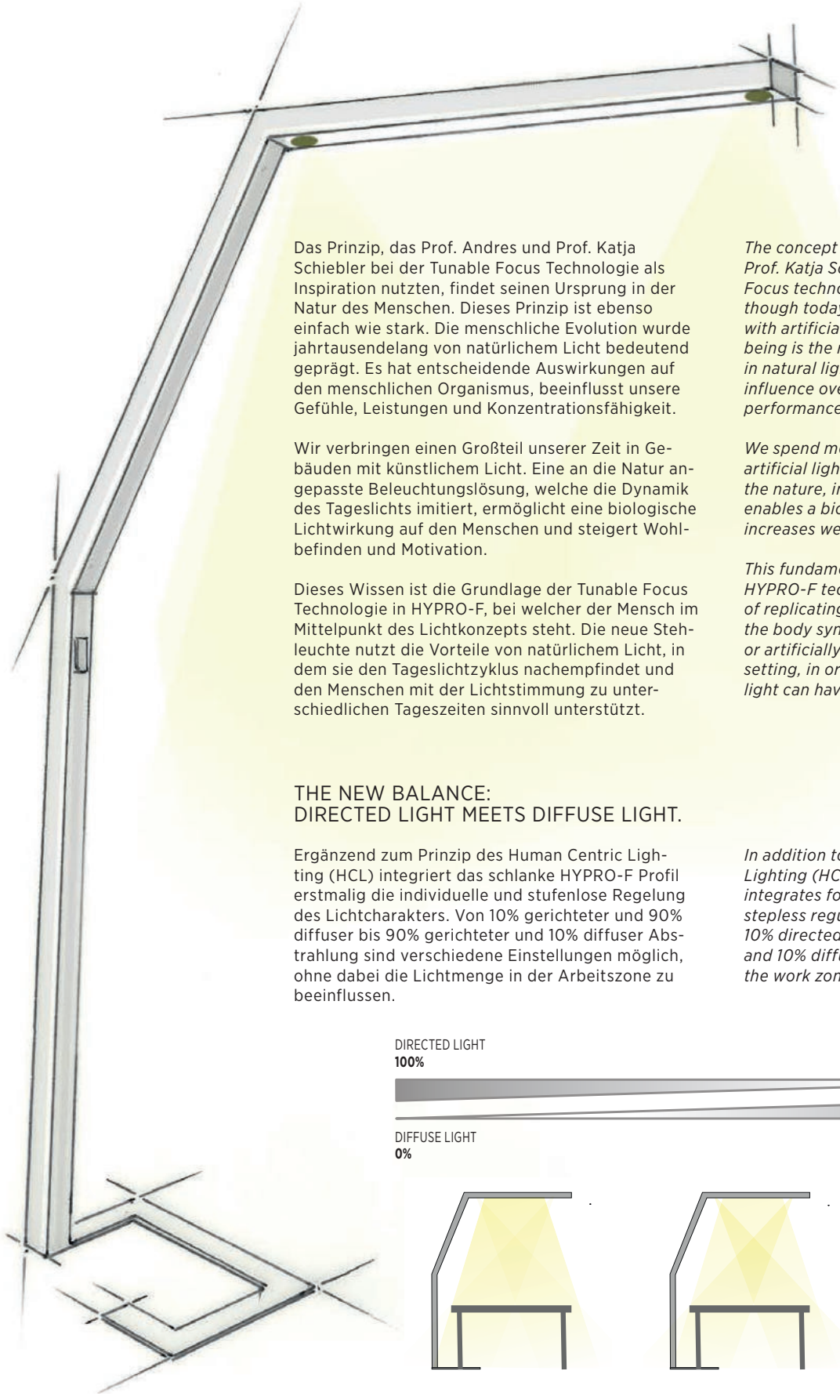

Das Prinzip, das Prof. Andres und Prof. Katja Schiebler bei der Tunable Focus Technologie als Inspiration nutzten, findet seinen Ursprung in der Natur des Menschen. Dieses Prinzip ist ebenso einfach wie stark. Die menschliche Evolution wurde jahrtausendelang von natürlichem Licht bedeutend geprägt. Es hat entscheidende Auswirkungen auf den menschlichen Organismus, beeinflusst unsere Gefühle, Leistungen und Konzentrationsfähigkeit.

Wir verbringen einen Großteil unserer Zeit in Gebäuden mit künstlichem Licht. Eine an die Natur angepasste Beleuchtungslösung, welche die Dynamik des Tageslichts imitiert, ermöglicht eine biologische Lichtwirkung auf den Menschen und steigert Wohlbefinden und Motivation.

Dieses Wissen ist die Grundlage der Tunable Focus Technologie in HYPRO-F, bei welcher der Mensch im Mittelpunkt des Lichtkonzepts steht. Die neue Stehleuchte nutzt die Vorteile von natürlichem Licht, in dem sie den Tageslichtzyklus nachempfindet und den Menschen mit der Lichtstimmung zu unterschiedlichen Tageszeiten sinnvoll unterstützt.

The concept inspiring Prof. Peter Andres and Prof. Katja Schiebler in developing the Tunable Focus technology is as simple as it is strong: even though today we spend most of our time indoors with artificial light, the biology of the human being is the result of millennia of evolution in natural light. This therefore has significant influence over the human brain, emotions and performance.

We spend most of our time in buildings with artificial light. A lighting solution which follows the nature, imitating the dynamics of daylight, enables a biological lighting effect on people and increases well-being and motivation.

This fundamental fact forms the basis for the HYPRO-F technology: to create a lamp capable of replicating natural light on a new level, helping the body synchronize with the daylight cycle, or artificially mimicking a specific natural light setting, in order to activate at will the effects that light can have on human beings.

THE NEW BALANCE:
DIRECTED LIGHT MEETS DIFFUSE LIGHT.

Ergänzend zum Prinzip des Human Centric Lighting (HCL) integriert das schlanke HYPRO-F Profil erstmalig die individuelle und stufenlose Regelung des Lichtcharakters. Von 10% gerichteter und 90% diffuser bis 90% gerichteter und 10% diffuser Abstrahlung sind verschiedene Einstellungen möglich, ohne dabei die Lichtmenge in der Arbeitszone zu beeinflussen.

In addition to the principle of Human Centric Lighting (HCL), the slim HYPRO-F profile integrates for the first time the individual and stepless regulation of the light character: from 10% directed and 90% diffuse to 90% directed and 10% diffuse radiation - the amount of light in the work zone always remains the same.

This patented and innovative technology enables the variable response of the ganglion cells of the lower retina area, which are responsible for the day-night rhythm.



Prof. Peter Andres | Prof. Katja Schiebler



Büroräume werden zunehmend flexibler und multifunktionaler genutzt. Am Arbeitsplatz bedarf es daher intelligenter Lichtlösungen, die sich über den Tag hinweg den verändernden Lichteinflüssen und Anforderungen anpassen. Sie unterstützen nicht nur bei Aufgaben, die volle Konzentration oder kreatives Denken erfordern, sondern schaffen auch eine Arbeitsatmosphäre, in der sich die Menschen wohlfühlen.

Die flexible Office-Leuchte, HYPRO-F Tunable Focus, erfüllt mit ihrer einzigartigen Technologie unterschiedlichste Lichtanforderungen und sorgt damit jederzeit für das perfekte Licht.

The office is becoming increasingly flexible and multifunctional. Intelligent lighting solutions are required at the workplace, which adapt to changing light influences and requirements throughout the day. They not only support you with tasks which require full concentration or creative thinking, but also create a working atmosphere in which people feel well and comfortable.

With its unique technology, the flexible office luminaire HYPRO-F Tunable Focus fulfills a wide variety of lighting requirements and thus ensures the perfect light at all times.

ANY TIME OF THE DAY.
ANY NATURAL LIGHT CONDITION.

LIGHTING AT ITS BEST.

HYPRO-F vereint zwei direkte und eine indirekte Lichtquelle nahtlos in einer Leuchte. Je nach gewählter Einstellung erreicht die direkte Emission, mit einer Mischung aus einer diffusen Lichtlinie und zwei Strahlern, UGR-Werte zwischen 14 und 16.

The HYPRO-F seamlessly mixes two direct and one indirect light sources. The direct emission is a blend of a diffuse light line and two spotlights, with an UGR between 14 and 16 depending on the selected setting.



INSPIRATION | VIEWTURE.MEDIA



Sunny day, directed light with 100% spot lights





DIRECTED LIGHT WITH DUAL SPOTS

Die beiden Strahler, ausgestattet mit einem einzigartigen asymmetrischen Reflektor, sorgen für eine fokussierte Lichtausstrahlung auf den Arbeitsbereich. Diese Strahler simulieren die Mittagssonne, die auf den menschlichen Körper eine aktivierende Wirkung hat und dadurch ein konzentriertes und aufmerksames Arbeiten fördert.

The two spotlights, equipped with a unique asymmetric reflector to completely focus the light emission on the task areas of the desk, emulate the hours in the middle of the day, with the sun high and sharp. This is the moment when the human being is naturally more active, and is the perfect setting for concentration and for tasks requiring focus and attention.



Cloudy day, diffuse light with 100% linear microprism





DIFFUSE LIGHT WITH LINEAR MICROPRISM

Die diffuse Lichtquelle, die von einem blendfreien Mikroprisma bedeckt wird, ahmt die Stimmung des natürlichen Lichts, bei bewölktem Wetter sowie zu Tagesbeginn und -ende nach. Diese Lichtstimmung inszeniert eine entspannte Atmosphäre und fördert Kreativität und soziale Interaktion.

The diffuse light source, shielded by a glare-free micro-prismatic screen, emulates the natural light in cloudy weather situations and at the beginning and end of the day, when the sun is lower on the horizon. This light scenario associated with a more relaxed mood, stimulating creativity and social activities.



Evening, 100% indirect light with 2.700 K (Tunable White)





INDIRECT DIFFUSE LIGHT WITH TUNABLE WHITE

Das indirekte Licht sorgt für zusätzliche Homogenität und Komfort, verringert den Kontrast zur Umgebung und bietet mit Tunable Focus eine optimale Möglichkeit zur Gestaltung der perfekten Atmosphäre.

The indirect light gives additional homogeneity and comfort, reducing contrast with the surrounding area, and in the tunable white version offers an additional possibility for configuration of the perfect atmosphere.





INSPIRATION | VIEWTURE MEDIA





INSPIRATION | VIEWTURE MEDIA





INSPIRATION | VIEWTURE.MEDIA

HYPRO-F 90

IP20 incl. 50/60Hz 220-240V



DIMENSION MM	WATT	LUMEN MAX.	CRI	ART.-NO STANDARD	DIM	1-29	1-29	1-29	1-29	1-29	TECHN. OPTIONS
H:2200 B:1170	30	2583	90	510-0000		◆	▲	●	■	⬟	CCT D
H:2200 B:1170	59	5458	90	510-0020		◆	▲	●	■	⬟	CCT D CCTi

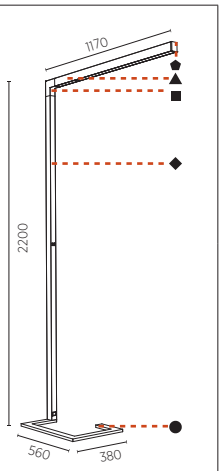

CCT 30 40 — 3000 K 4000 K

D DIFFUSER ...02 MICRO ...05 RICO

CCTi 30 40 — 3000 K 4000 K

EXAMPLE: ◆ ▲ ● ■ ⬟ CCT D
510-0000 03 03 03 03 03 30 02
white white white white white 3000 micro

HYPRO-F TUNABLE FOCUS 90

IP20 incl. 50/60Hz 220-240V



DIMENSION MM	WATT	LUMEN MAX.	CRI	ART.-NO STANDARD	DIM	1-29	1-29	1-29	1-29	1-29	TECHN. OPTIONS
H:2200 B:1310	65	4613	90	510-0040		◆	▲	●	■	⬟	CCT D
H:2200 B:1310	95	7488	90	510-0060		◆	▲	●	■	⬟	CCT D CCTi
H:2200 B:1310	95	7488	90	510-0080		◆	▲	●	■	⬟	CCT D

TUNABLE WHITE

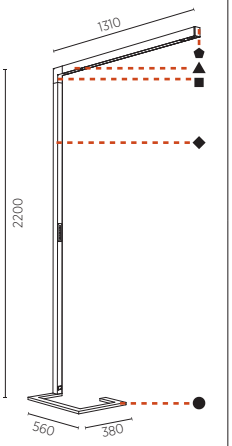

CCT 30 40 — 3000 K 4000 K

D DIFFUSER ...02 MICRO ...05 RICO

CCTi 30 40 — 3000 K 4000 K

EXAMPLE: ◆ ▲ ● ■ ⬟ CCT D
510-0040 03 03 03 03 03 30 02
white white white white white 3000 micro

Hinweise zu technischen Angaben auf Seite 893 | *Technical data are subject to our data policy on page 893*



INSPIRATION | VIEWTURE MEDIA

HYPRO-F 160

IP20 incl. 50/60Hz 220-240V



DIMENSION MM	WATT	LUMEN MAX.	CRI	ART.-NO STANDARD	DIM	1-29	1-29	1-29	1-29	1-29	TECHN. OPTIONS
H:2200 B:440+1170	30	2583	90	510-0010		◆	▲	●	■	⬟	CCT D
H:2200 B:440+1170	59	5458	90	510-0030		◆	▲	●	■	⬟	CCT D CCTi

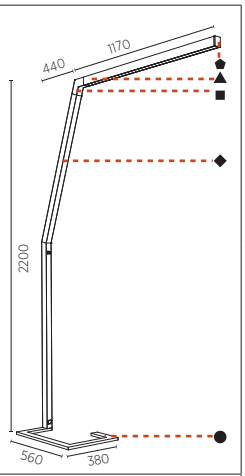

CCT 30 40 — 3000 K 4000 K

D DIFFUSER ...02 MICRO ...05 RICO

CCTi 30 40 — 3000 K 4000 K

EXAMPLE: ◆ ▲ ● ■ ⬟ CCT D
510-0010 03 03 03 03 03 40 05
white white white white white 4000 rico

HYPRO-F TUNABLE FOCUS 160

IP20 incl. 50/60Hz 220-240V



DIMENSION MM	WATT	LUMEN MAX.	CRI	ART.-NO STANDARD	DIM	1-29	1-29	1-29	1-29	1-29	TECHN. OPTIONS
H:2200 B:440+1310	65	4613	90	510-0050		◆	▲	●	■	⬟	CCT D
H:2200 B:440+1310	95	7488	90	510-0070		◆	▲	●	■	⬟	CCT D CCTi
H:2200 B:440+1310	95	7488	90	510-0090		◆	▲	●	■	⬟	CCT D

TUNABLE WHITE

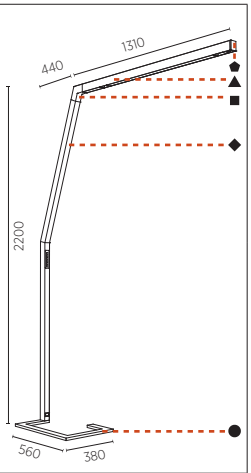

CCT 30 40 — 3000 K 4000 K

D DIFFUSER ...02 MICRO ...05 RICO

CCTi 30 40 — 3000 K 4000 K

EXAMPLE: ◆ ▲ ● ■ ⬟ CCT D
510-0050 03 03 03 03 03 40 05
white white white white white 4000 rico

Hinweise zu technischen Angaben auf Seite 893 | *Technical data are subject to our data policy on page 893*



PHOTO: ARMIN KUPRIAN

INFORMATION

KNOWHOW MAKES A DIFFERENCE

ZUBEHÖR | ACCESSORIES

3-PHASEN-SCHIENE | 3-CIRCUIT-TRACK | 854
PLANUNGSBEISPIEL | PLANNING EXAMPLE | 857
48 V CLICKTRACK | 857
LED-TREIBER | LED DRIVER | 858

863 | **PROLICHT COLORS**

864 | **PROLICHT LIGHT LAB**

866 | **PROLICHT FEATURES**

878 | **WORKBOOK ANLEITUNG | HOW TO**

894 | **SYMBOL-LEGENDE | SYMBOL LEGEND**

880 | **ARTIKELVERZEICHNIS | ARTICLE INDEX**

892 | **GESCHÄFTSBEDINGUNGEN | TERMS AND CONDITIONS**

3~SCHIENE › 3CIRCUIT-TRACK		DIMENSION MM	ART.-NO DALI-DIM	3	TECHN. OPTIONS		
	ANBAUSCHIENE *SURFACE TRACK*	1000	11-00900	□			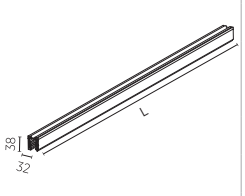
		2000	11-00901	□			
		3000	11-00902	□			
		1000	11-00904	■			
		2000	11-00905	■			
		3000	11-00906	■			
		1000	11-00908	■			
		2000	11-00909	■			
		3000	11-00910	■			
	EINBAUSCHIENE *RECESSED TRACK*	1000	11-00912	□			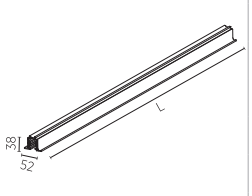
		2000	11-00913	□			
		3000	11-00914	□			
		1000	11-00916	■			
		2000	11-00917	■			
		3000	11-00918	■			
		1000	11-00920	■			
		2000	11-00921	■			
		3000	11-00922	■			
	ENDEINSPEISUNG (s. Planungsbeisp. Seite 857) *END POWER SUPPLY (see planning example page 857)*	TYP-E1	11-00958	□			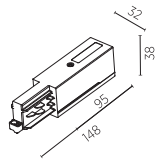
		TYP-E2	11-00961	□			
		TYP-E1	11-00959	■			
		TYP-E2	11-00962	■			
		TYP-E1	11-00960	■			
		TYP-E2	11-00963	■			
	MITTELEINSPEISUNG *MID POWER SUPPLY*		11-00967	□			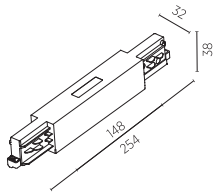
			11-00968	■			
			11-00969	■			
	KREUZ-VERBINDER *CROSS CONNECTOR*		11-00988	□			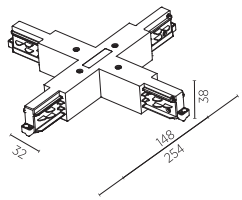
			11-00989	■			
			11-00990	■			
	FLEX-VERBINDER *FLEX CONNECTOR*		11-00991	□			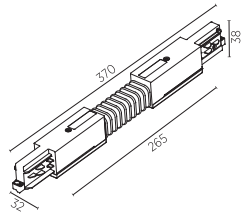
			11-00992	■			
			11-00993	■			
	ECKVERBINDER *CORNER CONNECTOR*	TYP-L1	11-00970	□			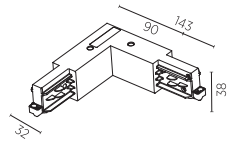
		TYP-L2	11-00973	□			
		TYP-L1	11-00971	■			
		TYP-L2	11-00974	■			
		TYP-L1	11-00972	■			
		TYP-L2	11-00975	■			

3~SCHIENE › 3CIRCUIT-TRACK		DIMENSION MM	ART.-NO STANDARD	ART.-NO DALI-DIM	3	TECHN. OPTIONS		
	T-VERBINDER (siehe Planungsbeispiel Seite 857) *T CONNECTOR (see planning example page 857)*	TYP-T1	11-00976		□			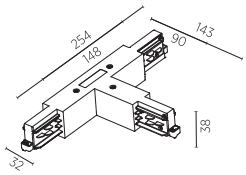
		TYP-T2	11-00979		□			
		TYP-T3	11-00982		□			
		TYP-T4	11-00985		□			
		TYP-T1	11-00977		■			
		TYP-T2	11-00980		■			
		TYP-T3	11-00983		■			
		TYP-T4	11-00986		■			
		TYP-T1	11-00978		■			
		TYP-T2	11-00981		■			
		TYP-T3	11-00984		■			
		TYP-T4	11-00987		■			
	LINIENVERBINDER DALI *LINEAR CONNECTOR DALI*			11-00964	□			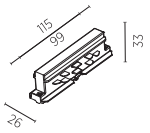
				11-00965	■			
				11-00966	■			
	ANBAU-ENDSTÜCK *SURFACE END PIECE*		11-00924		□			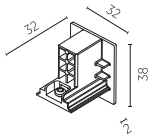
			11-00925		■			
			11-00926		■			
	EINBAU-ENDSTÜCK *RECESSED END PIECE*		11-00927		□			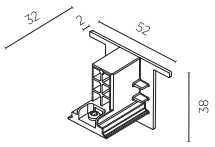
			11-00928		■			
			11-00929		■			
	ELEKTRISCHER ADAPTER *ELECTRICAL ADAPTER*		800-1300		■			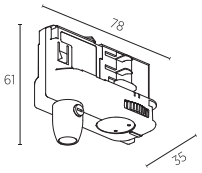
			800-1301		■			
			800-1302		□			
	ELEKTRISCHER ADAPTER DALI *ELECTRICAL ADAPTER DALI*			800-1303	■			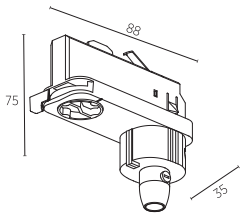
				800-1304	■			
				800-1305	□			
	ADAPTER FÜR SEILABHÄNGUNG *ADAPTER FOR SUSPENSION ROP*			11-00653	□			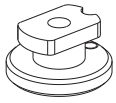
				11-00652	■			
	SEILABHÄNGUNG *SUSPENSION CABLE*			11-00937	□			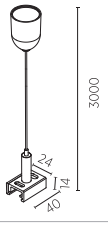
				11-00939	■			
				11-00940	■			

3-SCHIENE › 3CIRCUIT-TRACK		DIMENSION MM	ART.-NO DALI-DIM	3	1-29		
	EINSPEISUNG *POWER FEED*	2000 2000 6000 6000	100-613 100-617 100-616 100-618	◆	◆	5x 1,5 mm² 7x 1,5 mm² 5x 1,5 mm² 7x 1,5 mm²	
 	DECKENBEFESTIGUNG *MOUNTING BRACKET*		11-00944 11-00945	□ ■			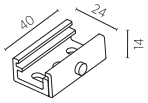
  	STANGENABHÄNGUNG *ROD SUSPENSION*		11-00941 11-00942 11-00943	□ ■ ■			
  	ABDECKUNG FÜR EINBAU ENDEINSPEISUNG *COVER FOR RECESSED END FEED*		11-00994 11-00995 11-00996	□ ■ ■			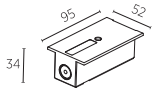
  	ABDECKUNG FÜR EINBAU MITTELEINSPEISUNG *COVER FOR RECESSED MIDDLE FEED*		11-00997 11-00998 11-00999	□ ■ ■			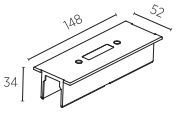
  	ABDECKUNG FÜR EINBAU ECKVERBINDER *COVER FOR RECESSED CORNER CONNECTOR*		11-01000 11-01001 11-01002	□ ■ ■			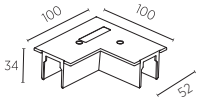
  	ABDECKUNG FÜR EINBAU T-VERBINDER *COVER FOR RECESSED T-CONNECTOR*		11-01003 11-01004 11-01005	□ ■ ■			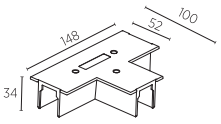
  	ABDECKUNG FÜR EINBAU KREUZ-VERBINDER *COVER FOR RECESSED CROSS CONNECTOR*		11-01006 11-01007 11-01008	□ ■ ■			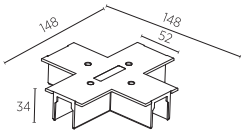
	SPEZIAL-SCHNEIDER FÜR KUPFERLEITER *SPECIAL CUTTING TOOL FOR COPPER WIRES*		11-00936				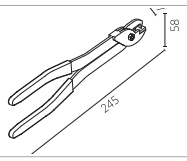

PLANUNGSBEISPIEL › PLANNING EXAMPLE

EINSATZBEREICHE VON 3-VERBINDERN
USING 3-TRACK CONNECTORS

MECHANISCHE SCHLÜSSEL
Im Folgenden sind die Verbindungen, die einen mechanischen Schlüssel mit der roten Linie haben:

MECHANICAL KEYS
Here below you can see the connection joints with the mechanical key highlighted with a red line.

ENDEINSPEISUNG / *END-FEED*

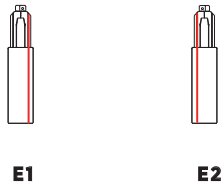

MITTELVERBINDUNG / *MIDDLE-FEED*



L-VERBINDUNG / *L-FEED*

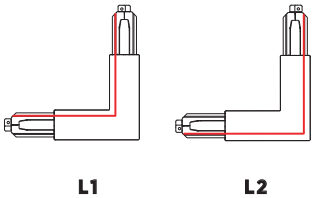

T-VERBINDUNG / *T-FEED*

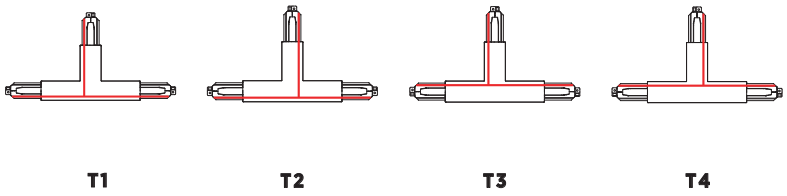

X-VERBINDUNG / *X-FEED*

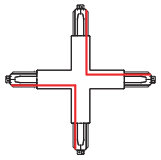

48 V CLICKTRACK		DIMENSION MM	ART.-NO STANDARD	ART.-NO DALI-DIM	1	1-29			
	ANBAUSCHIENE* *SURFACE TRACK** ANBAUSCHIENE* *SURFACE TRACK** ANBAUSCHIENE* *SURFACE TRACK**	1000 2000 3000		11-01067 11-01009 11-01068	■ ■ ■				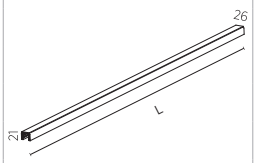
	ENDSTÜCK* *END CAP**		11-01015		■				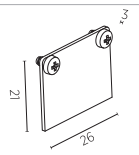
	48 V-EINSPEISUNG 48 V POWER FEED			11-01016	■				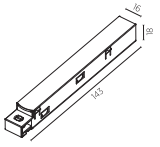
	LINIENVERBINDER *LINEAR CONNECTOR*			11-01020	■				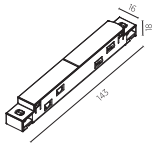
	SEILABHÄNGUNG* *SUSPENSION CABLE**	1500	11-01071		■				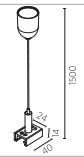
	48 V-VERSORGUNGSEINHEIT *48 V SUPPLY UNIT*		14-00527	14-00528					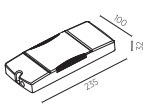
	48 V-VERSORGUNGSEINHEIT inkl. Einspeisung für Hängeleuchten *48 V SUPPLY UNIT* *power feed for suspended lights included*		800-1306	800-1307	◆				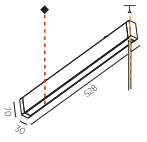

* WEISS AUF ANFRAGE / *WHITE on request*

LED-TREIBER › LED DRIVER		DIMENSION MM	I OUT	U OUT	P OUT	ART-N° STANDARD	INTERFACE		MM
		190 x 43 x 30	**225 mA** const.	15-40 V DC	3,5-9 W	800-1248	DALI + TOUCH-DIM		
		157 x 43 x 30	**225 mA** const.	15-40 V DC	3,5-9 W	800-1247			
		115 x 34 x 19	**250 mA** const.	2-42 V DC	0-10 W	16-122358			
		190 x 43 x 30	**250 mA** const.	15-50 V DC	4-12 W	800-1228	DALI + TOUCH-DIM		
		56 x 40 x 20	**350 mA** const.	3-9 V DC	1-3 W	LSVC3AZ			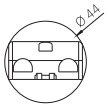
		158 x 22 x 19	**350 mA** const.	2-40 V DC	1-14 W	16-122440			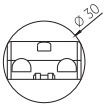
		102 x 51 x 30	**350 mA** const.	21-42 V DC	8-15 W	14-00243	PHASE-CUT		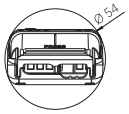
		190 x 43 x 30	**350 mA** const.	15-49 V DC	6-17 W	800-1200	DALI + TOUCH-DIM		
	VERSORGUNGSEINHEIT FÜR TUNABLE WHITE *POWER SUPPLY UNIT FOR TUNABLE WHITE*	120 x 41 x 22	**350 mA** const.	12-44 V DC	max. 15 W	800-1251	DALI + TOUCH-DIM		
		102 x 51 x 22	**500 mA** const.	14-20 V DC	7-10 W	44-01098			
		102 x 51 x 30	**500 mA** const.	20-40 V DC 13,5-30 V DC	10-20 W 7-15 W	14-00502 14-00110	PHASE-CUT		
		160 x 82 x 34	**500 mA** const.	35-70 V DC	17.5-35 W	800-1222			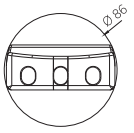
		190 x 43 x 30	**500 mA** const.	20-50 V DC	10-25 W	800-1201	DALI + TOUCH-DIM		

LED-TREIBER › LED DRIVER		DIMENSION MM	I OUT	U OUT	P OUT	ART-N° STANDARD	INTERFACE		MM
		190 x 43 x 30	**500 mA** const.	15-34 V DC	7,5-17 W	800-1249	DALI + TOUCH-DIM		
		190 x 43 x 30	**600 mA** const	15-28 V DC	9-16,8 W	800-1242	DALI + TOUCH-DIM		
		157 x 43 x 30	**600 mA** const	15 - 28 V	9-17 W	800-1250			
		145 x 51 x 30	**700 mA** const.	17-35 V DC	12-24 W	14-00097	PHASE-CUT		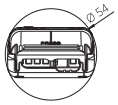
		115 x 34 x 19	**700 mA** const.	2-16 V DC	1-12 W	16-122354			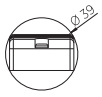
		160 x 82 x 34	**700 mA** const.	25-50 V DC	15,5-35 W	14-00497			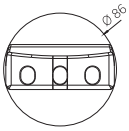
		210 x 43 x 30 210 x 43 x 30	**700 mA** const. **700 mA** const.	20-35 V DC 25-50 V DC	14-24,5 W 17,5-35 W	800-1229 800-1203	DALI + TOUCH-DIM DALI + TOUCH-DIM		
		157 x 43 x 30 210 x 43 x 30	**900 mA** const. **900 mA** const.	30-42 V DC 25-50 V DC	27-38W 22,5-45 W	800-1202 800-1204	 DALI + TOUCH-DIM		
		160 x 82 x 34	**1050 mA** const.	20-40 V DC	21-42 W	800-1244			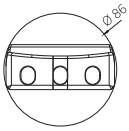
		160 x 82 x 34	**1050 mA** const.	16,5-33,5V DC	17,5-35 W	800-1220			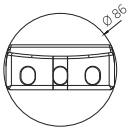
		111 x 38 x 28	**1050 mA** const.	2-21 V DC	3-22 W	16-122236			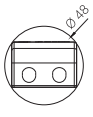
		210 x 43 x 30	**1050 mA** const.	25-42,9 V DC	26-45 W	800-1205	DALI + TOUCH-DIM		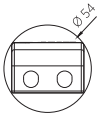
		120 x 51 x 29	**1050 mA** const.	7-17.1 V DC	8-18 W	800-1245	DALI + TOUCH-DIM		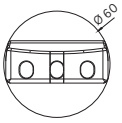

LED-TREIBER › LED DRIVER		DIMENSION MM	I OUT	U OUT	P OUT	ART-N°	INTERFACE		MM
		220 x 85 x 31	**1050 mA** const.	20-54 V DC	21-56W	800-1246	DALI + TOUCH-DIM		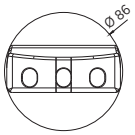
		111 x 52 x 22	**250 mA** const. **350 mA** const. **500 mA** const. **700 mA** const.	15-43 V DC 2-43 V DC 2-40 V DC 2-28 V DC	4-10 W 1-15 W 1-20 W 2-20 W	16-00005	DALI		
		102 x 51 x 30	**300 mA** const. **450 mA** const. **500 mA** const.	28-42 V DC 28-42 V DC 28-42 V DC	8.4-12.6 W 12.6-18.9 W 14-21 W	14-00645	PHASE-CUT		
		123,5 x 79 x 21	**350 mA** const. **500 mA** const. **700 mA** const. **900 mA** const. **1050 mA** const.	2-74 V 2-72 V 2-72 V 2-66 V 2-57 V.	25 W 35 W 50 W 50 W 50 W	16-122413	DALI + 1-10 V		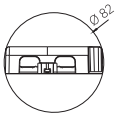
		130 x 68 x 31	**700 mA** const. **1050 mA** const.	28-42 V DC 28-42 V DC	19.6-29.4 W 29.4-44.1 W	14-00532	PHASE-CUT		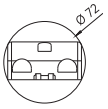
		147 x 44 x 30	**350 mA** const. **500 mA** const. **600 mA** const. **700 mA** const. **900 mA** const. **1050 mA** const.	10-54 V DC 10-54 V DC 10-54 V DC 10-51 V DC 10-42 V DC 10-36 V DC	4-18.5 W 5-27 W 6-32 W 7-36 W 9-38 W 11-38 W	16-00083	CASAMBI		
		85 x 40,4 x 22		**24 V** const.	1-12 W	LMV12W24			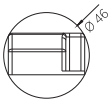
		195 x 43 x 31		**24 V** const.	3,5-35 W	14-00467	DALI + TOUCH-DIM		
		295 x 43 x 30		**24 V** const.	10-100 W	14-00335	DALI + TOUCH-DIM		
	VERSORGUNGSEINHEIT FÜR CLICKTRACK 48V *POWER SUPPLY UNIT FOR CLICKTRACK 48V*	235x100 H:31		**48 V** const. max. 150 W		14-00527			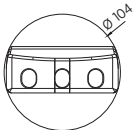
	VERSORGUNGSEINHEIT FÜR CLICKTRACK 48V *POWER SUPPLY UNIT FOR CLICKTRACK 48V*	235x100 H:31		**48 V** const. max. 150 W		14-00528	DALI + TOUCH-DIM		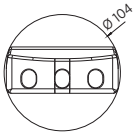

YOU MAKE A DIFFERENCE | NOTES



00 ALUMINUM NATURAL ANODIZED

01 SPARKLING SILVER

02 BLACK VELVET

03 CRYSTAL WHITE

04 CREAMY

05 HAMPTON BAY

07 URBAN FOREST

08 IN THE ARMY

09 RUSTY ANGEL

12 FADE TO GREY

13 MYSTERIOUS GREY

15 LOST DREAM

16 PURPLE SKY

COL



17	18	19	20	21	22	23	24	25	26	27	28	29
FRESH OH	FUNKY P.	KISSING APHRODITE	POSEIDON'S PARADISE	BLUE SKY	SPRING GREEN	MELLOW YELLOW	GOLDEN HEART	GUN METAL	CHAMPAGNE CREAM	COPPER MINE	ANCIENT BRONZE	JAZZ GOLD

DIE FARBE MACHT
EINEN UNTERSCHIED

COLOR MAKES A DIFFERENCE

25 einzigartige Farben und Oberflächen, endlos kombinierbar zu unendlich vielen Erscheinungsformen, dienen dazu, ein ganzheitliches, innenarchitektonisches Konzept stimmungsvoll abzurunden oder aber gezielt Akzente zu setzen.

25 unique colors and finishes offer endless combinations, creating infinite looks and providing the atmospheric finishing touch to a whole interior design concept or creating specific highlights.

Photometriedaten in EULUMDAT oder IES-Format können direkt erstellt werden.

Photometric data in EULUMDAT or IES-format can be produced on the spot.

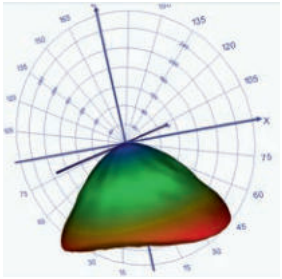

3D POLAR CURVE FLOOD

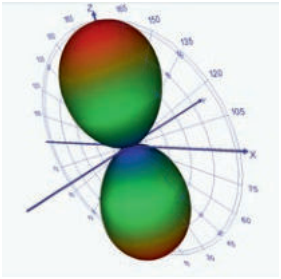

3D POLAR CURVE DIR./INDIR.



MEASURING THE DIFFERENCE

LIGHT LAB

Licht erweitert und akzentuiert Räume, schafft Verbindungen und grenzt Bereiche voneinander ab. Durch die rasante technische Entwicklung, speziell im LED-Bereich, sind heute Lichtkonzepte denkbar, die früher unmöglich gewesen wären. Modernste Errungenschaften der Beleuchtungsindustrie ermöglichen eine neue Art der Emotionalisierung von Räumen durch Licht.

Eine perfekte Mischung aus High-Performance LED, effizientem Hitzemanagement und hochwertigen Optiken macht die beeindruckenden Leistungen moderner LED Technologie erst möglich. Im PROLICHT LIGHT LAB lassen sich die entscheidenden Faktoren messen und im Rapid Prototyping Verfahren testen und verbessern. Ausgestattet mit einem Goniophotometer, Spektrometer, Luminanz Kameras und einem 3D-Drucker ist das Labor ein wertvoller Bestandteil in unserem Entwicklungsprozess.

Light expands rooms and creates accents. It connects or defines areas. Rapid technical development, especially in the LED sector, is enabling lighting concepts to be created, that would have been impossible in the past. The latest achievements in the lighting industry allow us to emotionally charge rooms through light in a whole new way.

A perfect blend of high-performance LEDs, efficient heat management and high-quality optics now make impressive feats of modern LED technology possible. In our PROLICHT LIGHT LAB we can measure the crucial factors, then test them and improve them in a rapid prototyping process. Equipped with a goniophotometer, a spectrometer, luminance cameras and a 3D printer, our lab plays a valueable part in our development process.



SPECTROMETER MEASUREMENT



In our HEAT CHAMBER we test the accurate functioning of our high performance heat sinks.

Das PROLICHT Lichtlabor ist ausgestattet mit einem Spektrometer, Leuchtdichtenmessung, einer Hitzekammer, einem Goniophotometer und einem 3D Drucker.

The PROLICHT LIGHT LAB is equipped with a spectrometer, luminance cameras, a heat chamber, a goniophotometer and a 3D printer.

Unser hochmodernes Goniophotometer misst Lichtstärkeverteilung, Strahlungsdaten und Leuchtdichteverteilung von kleinen LED-Spots bis hin zu großen diffus strahlenden Leuchten. Winkelabhängige Leuchtdichtemessungen bilden die Grundlage für die Blendbewertungen.

Our ultramodern goniophotometer measures light intensity distribution, radiation data and luminance distribution from small LED spots to large-scale diffuse luminaires. Angle-dependent luminance measurements are used as the foundation for glare-ratings.





GONIOPHOTOMETER

SPECIAL

COLOR RENDERS REALITY
SPECIAL LED

Moderne LEDs bieten einzigartige Möglichkeiten zur Inszenierung. Durch die hohe monochromatische Farbtreue von LEDs, kann zum Beispiel Beleuchtung für ganz spezielle Einsatzzwecke konstruiert werden. PROLICHT bietet spezielle LEDs für jede Lichtanforderung. Ob Gold+, Meat+, Art oder Fashion – mit SPECIAL LEDs und PROLICHTs intelligenter Reflektortechnologie lassen sich Leuchten ausgezeichnet für besondere Anwendungsbereiche optimieren.
Gold+ eignet sich beispielsweise hervorragend für ruhige und stimmungsvolle Bereiche. Mit dem tageslichtähnlichen Licht der Fashion-LED erscheinen die Farben aktueller Mode so, wie sie wirklich sind, und der höhere Rotanteil im Licht der Meat+ LED gibt Fleischwaren ein frisches und appetitliches Aussehen.

Modern LEDs offer unique possibilities for showcasing your products. The high monochromatic color fidelity of LEDs, for example, makes it possible to create lighting for very special purposes. PROLICHT offers special LEDs for every lighting requirement. Whether Gold+, Meat+, Art or Fashion – with SPECIAL LEDs and PROLICHT's intelligent reflector technology, luminaires can be superbly optimized to meet the needs of different application. Gold+, for example, is pideal for illuminating quiet and atmospheric areas, while the colors used in modern fashion are displayed exactly as they are thanks to the daylight-like light from the Fashion-LED. And, with its higher proportion of red, the Meat+ LED makes meat look fresh and appetizing.

AVAILABLE FOR:
CENTRIQ | IDAHO | OIKO



Backwaren kommen zu besonderer Geltung unter diesem angenehm warmen Licht mit einer schweren goldenen Note.
Bread and pastries look particularly inviting under this delightfully warm light with a heavy golden tone.



Fleisch in gesättigtem Rot neu inszeniert. Weiße Anteile der Produkte erscheinen ebenfalls leicht rötlich.
Meat is displayed at its best under a saturated red light. White parts of the product might also appear slightly reddish.



Kunstwerke werden hervorgehoben, ohne die Wahrnehmung einzelner Farben negativ zu beeinflussen.
Works of art are highlighted without adversely affecting the perception of individual colors.



Brillante Inszenierung des gesamten Farbspektrums ohne Verfälschung der Farbtemperatur.
The entire color spectrum is brilliantly orchestrated without distorting the color temperature.

BOOSTING SATURATED COLORS
CRI | R9 VALUE

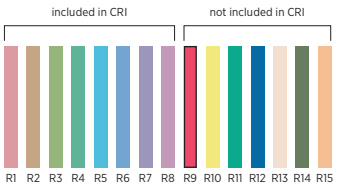

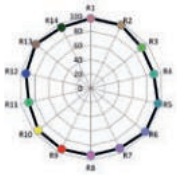
SPECIAL LED FASHION

Speziell der R9-Wert ist für die Beleuchtung von Waren im Retail-Bereich wichtig.

Especially the R9-value is of high importance for the illumination of goods in retail-sector.

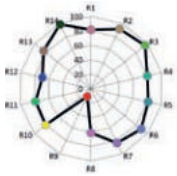
CONVENTIONAL LED

Der allgemeine Farbwiedergabeindex Ra (engl. CRI für Color Rendering Index) gibt die Farbtreue einer Lichtquelle im Vergleich zu einer Referenzlichtart an. CRI = 100 bedeutet, dass der Farbeindruck von den Testlichtfarben re-emittierten Spektren zwischen Test- und Referenzlichtquelle absolut identisch sind. Je kleiner der CRI-Wert, desto größer der Farbabstand (+/–). Von den 14 in DIN 6169 definierten Testfarben werden für den CRI nur die ersten 8 pastelligen Testfarben herangezogen, was die Aussagekraft des CRI erheblich einschränkt. Zur besseren Beurteilung der Farbqualität einer Lichtquelle sollten die speziellen Farbwiedergabeindizes für die gesättigten Farben, zB R9 für gesättigtes Rot oder R12 für gesättigtes Blau, herangezogen werden. Der gegenwärtige CRI-Wert deckt Farben, die in Hauttönen, Kunst, Kleidung und Lebensmitteln vorherrschen nicht ab. Speziell der R9-Wert ist für die Beleuchtung von Waren im Retail-Bereich besonders wichtig. Mit PROLICHTs SPECIAL LEDs (zB Fashion) können Leuchtmittel angeboten werden, die hervorragende Werte über die gesamte Bandbreite liefern.

The Color Rendering Index (CRI, dt. Ra) indicates the color fidelity of a light source, compared to a reference light. CRI = 100 means that the color impression of the re-emitted test color spectra is absolutely identical between test and reference light source. The lower the CRI value, the greater the color gap (+/–). DIN 6169 defines 14 test colors, but only the first 8 (all pastel colors) are used for the actual determination. This considerably limits the significance of the CRI.
A better way to judge the color quality of a light source is by taking the special color rendering indices for saturated colors, for example red (R9) or blue (R12), into consideration. The current CRI value does not describe colors that are predominant in skin tones, art, clothing or food. The R9 value in particular is very important for the illumination of goods in the retail sector. With its SPECIAL LEDs (e.g. Fashion), PROLICHT offers luminaires that deliver extraordinary values over the entire range.

PROLICHT ACCESSORIES

LENS PACK



SPREAD LENS *LINEAR SPREAD LENS* *HONEYCOMB*

Mit lichttechnischem Zubehör können PROLICHT-Leuchten an persönliche Bedürfnisse oder herausfordernde Raumsituationen bestmöglich angepasst werden. Eine effiziente Lösung sind etwa Linsen aus dem PROLICHT LENS PACK. Die austauschbaren Linsen werden in den Spot eingesetzt. Sie stimmen die Leuchten ausgezeichnet auf Einsatzzweck und Bedürfnisse ab und optimieren den visuellen Komfort in der jeweiligen Lichtsituation, ohne dass das Beleuchtungssystem gewechselt werden muss. Mit Hilfe einer linearen Streulinse kann der Lichtkegel beispielsweise oval in die Länge gezogen werden. Die so abgestimmte Leuchte eignet sich hervorragend für die Ausleuchtung von Gängen und Korridoren, ohne Lichtbögen an die Wände zu projizieren. Eine Diffusor-Linse oder Streulinse aus strukturiertem, gehärtetem Glas macht das akzentuierende Licht eines Spots weicher und verringert dadurch sich scharf abzeichnende Lichtbögen. Um die Blendung zu reduzieren, kann beispielsweise ein Wabenraster eingesetzt werden, der sich mit allen Linsen kombinieren lässt.

With technical accessories, PROLICHT lights can be perfectly to meet individual needs or challenging room situations. PROLICHT offers an efficient way of doing so with lenses from the PROLICHT LENS PACK. These interchangeable lenses can be installed in the spotlight. They let you coordinate the lights to suit your purposes and requirements. The lenses optimize visual comfort in each lighting situation, without the need to change the lighting system. Using a linear spread lens, the light cone can be stretched into a long oval, for example. Lights modified like this are excellent for illuminating passages and corridors without projecting arcs onto the walls. A diffuser lens or spread lens made of structured, toughened glass softens the accentuating light of a spotlight and thus reduces the sharp delineation of the arc. A honeycomb grid can be used to reduce glare, for example. This can be combined with all lenses.

AVAILABLE FOR:

BIONIQ | CENTRIQ | IMAGINE | INVADER | MECHANIQ

COZY AND EFFICIENT

LED NATURAL DIM

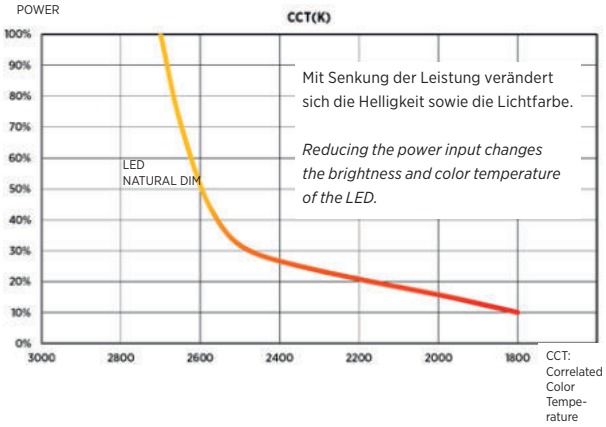

Beim klassischen Dimmen von Glüh- oder Halogenlampen verändert sich auch die Farbtemperatur in eine rötliche bzw. wärmere Richtung. Dieser als sehr angenehm und gemütlich empfundene Effekt, tritt bei Standard-LED Leuchten nicht auf. Hier bleibt die Farbtemperatur bei jedem Leistungslevel auf demselben Niveau. PROLICHT bietet in ausgewählten Produkten eine NATURAL DIM-Technologie an, welche den Dimm-Effekt nachahmt. So kann auch mit effizienten LEDs dieser behagliche Effekt erzielt werden. Mit Senkung der Leistung verändert sich die Helligkeit sowie die Lichtfarbe von 2700 bis circa 1800 Kelvin entlang der Planckschen Kurve. Entlang dieser Kurve können alle Lichtfarben akkurat wiedergegeben werden. Die verwendeten LEDs behalten ihren hohen CRI über den gesamten dimmbaren Bereich.

When traditional dimming is used on classic or halogen lamps, the color temperature changes to a warmer, more reddish tone. This pleasant and cozy effect does not occur with standard LEDs, in which the color temperature remains the same regardless of the power input. For selected products PROLICHT uses a NATURAL DIM technology, which recreates this dimming effect, which means that this cozy look can be achieved even when using efficient LEDs. With reduced power input, the LED changes brightness and color temperature from 2700 to approx. 1800 Kelvin along the Planck Curve. All color temperatures can be displayed accurately along this curve. The LEDs used retain their high CRI over the entire dimmable spectrum.

AVAILABLE FOR:

BIONIQ | DICE | INVADER

REFLECTOR TECH

SUPER SPOT

Hochpräzise Reflektoren und COB LEDs (Chip on Board) der neuesten Generation sind die Grundlage für die PROLICHT SUPER SPOTs. Sie bieten auch für die exakte Ausleuchtung über größere Strecken, beispielsweise bei hohen Decken, die ideale Lösung. Innovative Präzisions-Reflektoren erzeugen ein besonders engstrahlendes Licht mit Ausstrahlwinkeln unter 10° (zB BIONIQ mit 6°).

Die PROLICHT-interne Reflektorentwicklung (Entwurf, Konstruktion, 3D-Druck, Test) ermöglicht zusammen mit dem Lichtlabor eine Rapid Prototyping-Entwicklung. So kann PROLICHT schnell und effektiv auf unterschiedlichste Bedürfnisse und Herausforderungen der Beleuchtung eingehen.

High-precision reflectors in combination with the latest COB LEDs (Chip on Board) form the basis for PROLICHT's SUPER SPOTs. They also offer an ideal solution for accurate illumination over longer distances – for example for high ceilings. Innovative precision reflectors create an especially narrow beam of light with beam angles of less than 10° (e.g. BIONIQ with 6°).

Within the PROLICHT LIGHT LAB, the PROLICHT inhouse reflector R&D (design, construction, 3D-printing, testing) makes rapid prototyping development possible. In this way, PROLICHT can respond quickly and efficiently to changing requirements and challenges of lighting.

AVAILABLE FOR:

BIONIQ | CENTRIQ | IMAGINE
INVADER | MAGIQ | MECHANIQ

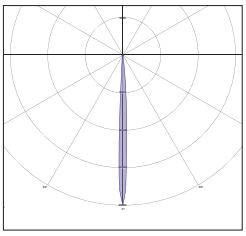

POLAR CURVE
SUPER SPOT 6°



PROLICHT bietet einen besonders engstrahlenden Reflektor mit SPECIAL LEDs für Ausstrahlwinkel von unter 10°.

PROLICHT offers a particularly narrow beam reflector with SPECIAL LEDs for beam angles of less than 10°.

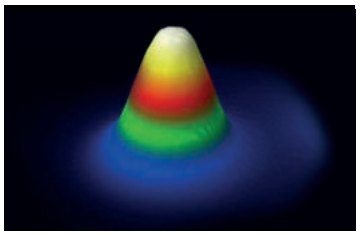

LUMINANCE CAM: SUPER SPOT



CENTRIQ SUPER SPOT



REFLECTOR TECH
WALLWASH

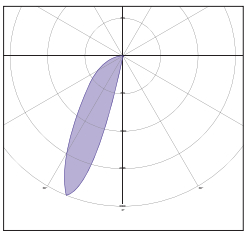

POLAR CURVE
MAGIQ WALLWASH

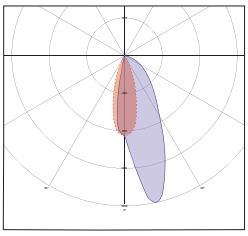

POLAR CURVE
CENTRIQ WALLWASH

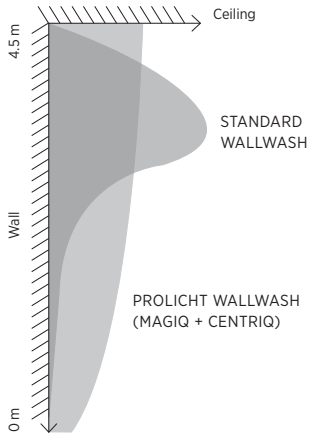

PROLICHT's WALLWASH
VERTICAL BOOST

Präzise Reflektortechnik verhindert einen schnellen Lichtabfall in der unteren Wandhälfte.

Precise reflector technology counteracts rapid loss of light in the lower parts of the wall.

AVAILABLE FOR:
CENTRIQ | MAGIQ

Vertikale Beleuchtung ist aus keinem Lichtkonzept wegzudenken. Das innovative Wallwash-Konzept von PROLICHT mit VERTICAL BOOST-Technologie ermöglicht die großflächige Ausleuchtung von Wänden ohne nennenswerten Verlust der Lichtstärke in Richtung Boden. VERTICAL BOOST gewährleistet eine wesentlich homogenere Lichtverteilung im gesamten Wandbereich als herkömmliche Wallwasher.

Innovative, multi-facettierte Reflektoren sorgen für einen gleichmäßigen Lichtaustritt und beleuchten Wände bis zu 4,5 m Höhe und 1,8 m Breite. Dem üblichen schnellen, exponentiellen Lichtabfall in der unteren Wandhälfte wirken die hoch-präzisen Reflektoren gezielt entgegen und erzielen so unerreichte Ergebnisse.

Vertical illumination is an integral part of every lighting concept. PROLICHT's innovative Wallwash concept featuring VERTICAL BOOST technology allows the large-scale illumination of walls without any significant loss of light intensity towards the floor. VERTICAL BOOST guarantees a substantially better light distribution over the entire wall compared to conventional wallwashers.

Innovative, multi-faceted reflectors ensure homogeneous light output and illuminate walls up to 4.5 m high and 1.8 m wide. They counteract the usual, exponentially rapid loss of light in the lower parts of the wall and thus achieve unrivaled results.



BARTENBACH RDB-REFLECTOR



Der hoch-präzise Reflektor (Bild links) gewährleistet eine homogene Lichtverteilung.

Mittels 3D-Drucker können maßstabsgetreue Reflektormodelle gedruckt und am Spot getestet werden.

A high-precision, multi-faceted reflector (see left) ensures uniform vertical illumination.

The 3D printer can be used to print and test life-size models on the spot.

SHINE LIKE A SOLAR ECLIPSE

KORONA EFFECT

Die Sonne als Quelle der Inspiration: Mit technischer Finesse zitiert PROLICHT die Korona einer Sonnenfinsternis. PROLICHT bietet diesen besonderen Effekt bei diffusen Leuchten wie auch bei Spots. Ein rückversetztes Leuchtmittel und ein Rand, der in 25 PROLICHT-Farben veredelt werden kann, sind unverwechselbare Charakteristika dafür.

Mit dem KORONA FRAME lassen sich Spots oder ganze Flächenleuchten in der Decke zurückversetzen. Dadurch wird der seitliche Rand des Rahmens sichtbar und umfasst die gesamte Leuchtfläche.

Der KORONA CONE ist nur für Spots erhältlich. Hier sitzt vor dem optischen Reflektor ein Entblendungskegel (KORONA CONE). An ausgewählten Produkten lässt sich über die Höhe des KORONA CONES der visuelle Komfort beeinflussen. Die Kegel sind in 25 PROLICHT-Farben erhältlich und schaffen so einen besonderen, dekorativen Effekt. Der KORONA CONE EFFECT ist über alle Montagearten verfügbar.

KORONA SHINE setzt farbige Akzente bei der schlichten runden SIGN-Familie. Der schmale transparente Acrylglasring zwischen Aluminiumrand und Diffusor in Gelb, Rot, Grün, Orange, Blau oder Transparent gibt den Leuchten eine besondere Anmutung, ohne die Lichtfarbe zu beeinträchtigen.

Eine besondere Eigenschaft von PROLICHTs KORONA EFFECT ist, dass das ausgestrahlte Licht farblich nicht verändert wird, sondern weiss bleibt. Durch Veredelung der KORONA FRAMEs und KORONA CONEs in 25 PROLICHT-Farben kann der KORONA EFFECT farblich verstärkt werden.

The sun as a source of inspiration: with technical sophistication, PROLICHT invokes the KORONA EFFECT of a solar eclipse. PROLICHT offers this special effect for diffuse luminaires and spots alike. A recessed lamp and a visible trim, which is offered in 25 PROLICHT colors, are distinctive features.

Using the KORONA FRAME, spots or entire luminaires can be recessed into the ceiling. This makes the lateral edge of the frame visible and creates a clear corona around the light.

The KORONA CONE is available only for spots. A glare-reduction cone (KORONA CONE) sits in front of the optical reflector. For selected products, the height of the glare-reduction cone (KORONA CONE) can be configured to alter the visual comfort. The cones are available in 25 PROLICHT colors and can thus be used to create a special, decorative effect. The KORONA CONE is available for all mounting types.

KORONA SHINE creates colorful highlights within the sleek, rounded SIGN family. The narrow, clear PMMA ring between the aluminium trim and the diffuser (inyellow, red, green, orange, blue or transparent) gives the luminaires a unique appeal without impairing the color of the light.

A special feature of PROLICHT's KORONA EFFECT is that the emitted light does not change color, but remains white. KORONA FRAME and KORONA CONE can be finished in 25 PROLICHT colors to intensify the KORONA EFFECT.



Mit dem KORONA FRAME lassen sich Spots oder ganze Flächenleuchten zurückversetzen. Durch Veredelung in 25 PROLICHT-Farben kann dieser Effekt farblich verstärkt werden.

Using the KORONA FRAME, spots or entire luminaires can be recessed into the ceiling. This effect can be intensified by finishing in one of the 25 PROLICHT colors.

KORONA FRAME AVAILABLE FOR:

GROOVE | SIGN
SMOOTHY | PI²



KORONA FRAME | SIGN DIVA DANCER



KORONA SHINE | SIGN

KORONA SHINE ist für SIGN DIVA Leuchten erhältlich. Zwischen Aluminiumring und Diffusor ist ein transparenter Acrylglasring angebracht, verfügbar in 6 Farben: Rot, Grün, Blau, Gelb, Orange und Transparent.

KORONA SHINE is available for SIGN DIVA luminaires. A narrow, clear PMMA ring is placed between the aluminium trim and the diffuser, and is available in 6 colors: red, green, blue, yellow, orange or transparent.

KORONA SHINE AVAILABLE FOR:
SIGN | SNOOKER



KORONA CONE | INVADER DEEP

KORONA CONE sitzt vor dem optischen Reflektor. An ausgewählten Produkten lässt sich über die Höhe des Entblendungskegels der visuelle Komfort beeinflussen. Die Kegel sind in 25 PROLICHT-Farben erhältlich und bei allen Montagearten verfügbar.

The KORONA CONE sits in front of the optical reflector. For selected products, the height of the glare-reduction cone (KORONA CONE) can be configured to alter the visual comfort. The cones are available in 25 PROLICHT colors and can thus be used to create a special, decorative effect.

KORONA CONE AVAILABLE FOR:
BIONIQ | DICE | HYPRO
IDAHO | INVADER | MAGIQ



KORONA CONE | MAGIQ 4



KORONA CONE | GROOVE



KORONA CONE
DICE ON

PLAY...



SNOOKER

SERVING WITH GRAVITY LIFT



SERVING mit GRAVITY LIFT bringt das Licht genau dorthin, wo es benötigt wird. Die Kombination aus vertikaler und horizontaler Flexibilität, im randlosen oder im Aufbau-Profil, bietet eine perfekte Lösung für Lobbys, Bars und Restaurants, in denen sich die Innenarchitektur oft verändert. Die Abpendellänge von bis zu 5 m (1,5 m Grundsystem mit stufenloser Einstellmöglichkeit plus Verlängerung) erlaubt dem Gestalter nahezu grenzenlose Optionen einen Raum mit vertikalen Lichtskulpturen zu bespielen.

SERVING with GRAVITY LIFT directs the light exactly where you need it. The combination of vertical and horizontal flexibility with trimless design or in a surface-mounted channel results in a perfect solution for lobbies, bars and restaurants, where the interior is changing all the time. The possibility of an integrated wire extension of up to 5 m (basic system of 1.5 m with continuous adjustment option plus extension) gives the designer virtually endless scope to create vertical light sculptures.

MODELING WITH GRAVITY LIFT

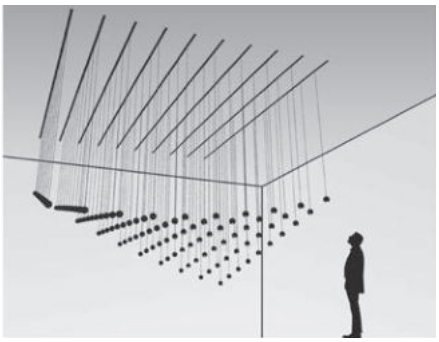

Die Wellenbewegungen einer kinetischen Skulptur im Raum sind faszinierend. MODELING mit GRAVITY LIFT gibt dem Gestalter genau die Freiheit, seine eigene kinetische Form zu komponieren – und diese auch jederzeit wieder ändern zu können. Er gestaltet mit SNOOKER nicht nur ein individuelles Kunstwerk mit verschiedenen Pendelelementen (mit oder ohne Licht), sondern transportiert vielmehr eine Stimmung in den Raum.

Waves are fascinating, when you look at a kinetic sculpture undulating through the room. MODELING with GRAVITY LIFT gives you the unlimited freedom to compose your own kinetic design and change it at any time. The designer is not simply creating a custom piece of art with different SNOOKER pendants (with or without light) but is also bringing a certain mood into the room.

SNOOKER

Je nach Bedarf lässt sich das einzigartige SNOOKER-System von PROLICHT als funktionelles Licht oder als einzigartiges Gestaltungselement konfigurieren. SNOOKER Leuchten sind als STANDARD, mit SHINE-Ring oder als nichtleuchtendes Element (DECOR) erhältlich.

Depending on your requirements, PROLICHT's unique SNOOKER system can be configured as a functional light or as a unique design element. SNOOKER luminaires are available as STANDARD, SHINE (with SHINE ring) or as a decorative, non-illuminating element (DECOR).

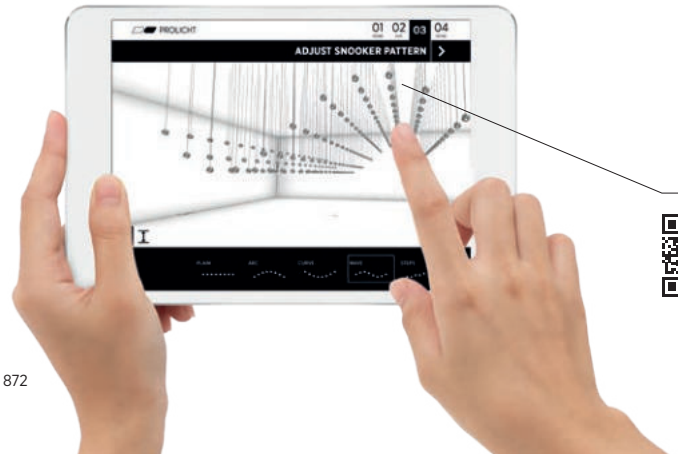

CONFIGURE ONLINE:
WWW.PROLICHT.AT/**SNOOKER**

SIGN DIVA DANCER

SIGN DIVA DANCER Leuchten eignen sich für ein breites Anwendungsspektrum: Shops und Büro-Arbeitsplätze, Gastronomiebereiche und Museen sowie Privaträume und Empfangsbereiche profitieren von der angenehmen Lichtatmosphäre der SIGN Leuchten. Als Pendelvariante mit Seilabhängung, mit fixiertem Befestigungsrohr oder schwenkbarem Gelenkarm (auch Wandmontage möglich), der Kreativität sind keine Grenzen gesetzt!

SIGN DIVA DANCER luminaires are suitable for a wide range of applications: shops, offices and workplaces, restaurants and museums, private residences as well as lobbies all benefit from the pleasant lighting mood generated by SIGN luminaires. As a pendant version with suspension wire, with fixed mounting tube or pivoting hinged arm (can also be wall-mounted) – creativity without limits!





UNIQUE SPECIAL DECORATIVE OPTICS

Zusätzlich zu Opal Diffusor und Mikroprisma: die exklusiven Diffusoren SPARKLING SECRET (SPS) und VINTAGE INDUSTRIAL (VI).

In addition to opal diffuser and microprism: PROLICHT's exclusive diffusers SPARKLING SECRET (SPS) and VINTAGE INDUSTRIAL (VI).

SHINE LIKE A SIGN

Diese Serie verfügt über ein einzigartiges Justierungssystem, das maximale Flexibilität ermöglicht und es dem Gestalter erlaubt, sowohl an der Decke als auch an der Wand ungewöhnliche Lichtkompositionen zu schaffen. Die verspielte SIGN DIVA DANCER ist eine äußerst gelungene Lösung für Restaurants, Retail-Anwendungen, Atrien – überall dort wo wechselnde Szenarien gefragt sind.

SIGN DIVA DANCER– this range features a unique adjustment system, which makes for maximum flexibility and allows the designer to create unusual light compositions on both the ceiling and walls. The playful SIGN DIVA DANCER is a perfect solution for hotels, restaurants, shops, atriums… anywhere, where changing scenarios are required.







KORONA EFFECT

SIGN-Leuchten sind mit KORONA SHINE (6 Farben) oder KORONA FRAME (25 PROLICHT-Farben) erhältlich.

SIGN luminaires are available with KORONA SHINE (6 colors) or KORONA FRAME (25 PROLICHT colors).

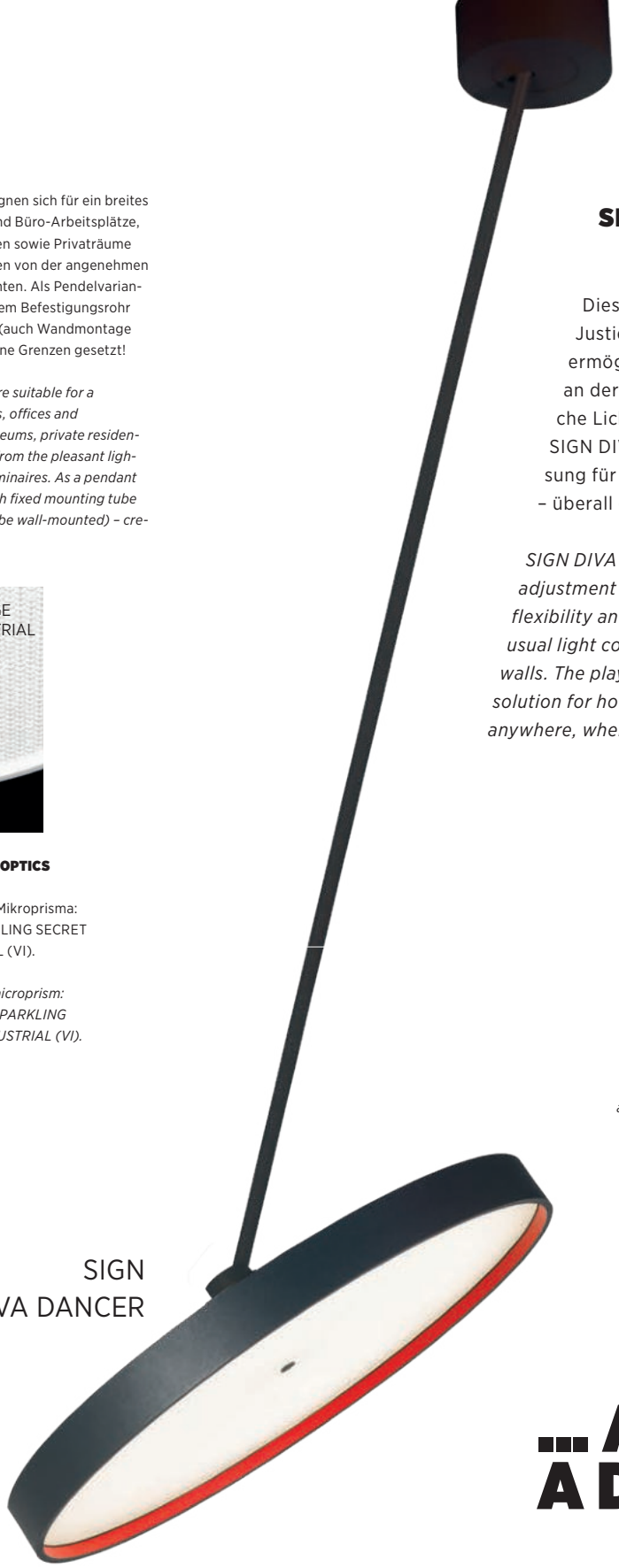

… AND MAKE A DIFFERENCE

STEPLESS ADJUSTMENT SYSTEM

Ein ausgereiftes, präzises Friktionsscharnier am unteren Ende des Gelenkarms ermöglicht eine stufenlose und werkzeugfreie Einstellung über +/-90°.

A sophisticated hinge with a precise friction system at the bottom of the rod allows continuous and tool-free adjustment through +/-90°.

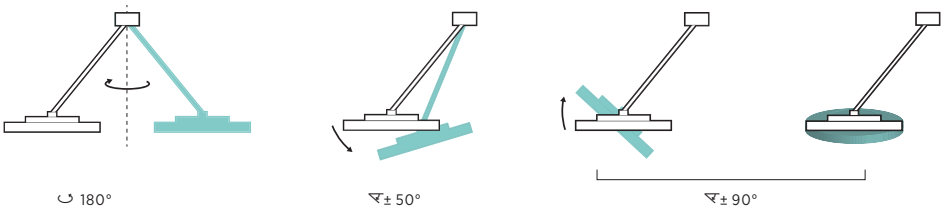



VINTAGE INDUSTRIAL

PLAY WITH OPTICS TO CREATE YOUR MOOD

PROLICHT bietet zwei neue Diffusoren: SPARKLING SECRET (SPS) und VINTAGE INDUSTRIAL (VI) untermalen die Ästhetik und erzeugen eine unterschiedliche Stimmung in jeder Umgebung.

Der SPARKLING SECRET (SPS) Diffusor mit seiner raffinierten Oberflächenstruktur unterstreicht die funkelnde Wirkung der LEDs und garantiert eine hohe Lichtdurchlässigkeit für einen gelungenen Einsatz zB im Gastronomie-Bereich.

Der VINTAGE INDUSTRIAL (VI) Diffusor mit einem prismatischen Wabenraster sorgt hingegen für einen angenehmen Lichteffekt, dessen Aussehen je nach Betrachtungswinkel variiert.

PROLICHT offers two new diffusers: SPARKLING SECRET (SPS) and VINTAGE INDUSTRIAL (VI) accentuate the aesthetics and create a variety of moods in any environment.

The SPARKLING SECRET (SPS) with its sophisticated surface structure emphasizes the sparkling effect of the LEDs and guarantees powerful translucence, as well as offering a perfect solution for hospitality environments, for example.

The VINTAGE INDUSTRIAL (VI) diffuser with a prismatic honeycomb grid provides a pleasant lighting effect that varies depending on the viewing angle.



DECORATIVE OPTIC
VINTAGE INDUSTRIAL



DECORATIVE OPTIC
SPARKLING SECRET



SIGN DIVA



SPARKLING SECRET



LIGHTING SOLUTIONS TO MAKE A DIFFERENCE

Eine individuelle, maßangefertigte Lichtlösung, nur für Sie und Ihr ganz besonderes Projekt gemacht. Damit Leuchten einen bedeutenden Beitrag zur Raumgestaltung leisten können, brauchen Sie die Möglichkeit der uneingeschränkten Konfigurierbarkeit. Und PROLICHT gibt sie Ihnen.

Bei allen Lichtlösungen. Probieren Sie es aus und lassen Sie sich überzeugen, was es heißt, aus tausenden Kombinationsmöglichkeiten sein eigenes, maßgeschneidertes Produkt erstellen zu können.

An individual, bespoke lighting solution, made just for you and your specific project. To enable luminaires to make a significant contribution to your room design, you need to have unlimited configurability. And PROLICHT gives you that.

With all our lighting solutions. Try it out and see for yourself what it means to be able to create your own, bespoke product from thousands of possible combinations.

RICO REFLECTOR
Blendungsbewertung nach UGR | ***Glare rating according to UGR***

ρ Decke / ***ρ Ceiling***		70 %	70 %	50 %	50 %	30 %
ρ Wände / ***ρ Wall***		50 %	30 %	50 %	30 %	30 %
ρ Boden / **ρ Floor**		20 %	20 %	20 %	20 %	20 %
Raum Größe / ***Room size*** **X**	**Y**	Blickrichtung quer zur Lampenachse / *Transverse view to luminaire axis*				
2H	2H	-10.1	-9.5	-9.9	-9.3	-9.1
	3H	-10.3	-9.7	-10.0	-9.4	-9.2
	4H	-10.3	-9.8	-10.0	-9.5	-9.3
	6H	-10.4	-9.9	-10.1	-9.6	-9.3
	8H	-10.4	-9.9	-10.1	-9.6	-9.4
	12H	-10.5	-10.0	-10.1	-9.7	-9.4
4H	2H	-10.3	-9.7	-10.0	-9.4	-9.2
	3H	-10.4	-9.9	-10.0	-9.6	-9.3
	4H	-10.4	-10.0	-10.1	-9.7	-9.4
	6H	-10.5	-10.2	-10.1	-9.8	-9.4
	8H	-10.6	-10.3	-10.1	-9.9	-9.5
	12H	-10.6	-10.3	-10.2	-9.9	-9.5
8H	4H	-10.5	-10.2	-10.1	-9.8	-9.4
	6H	-10.5	-10.3	-10.1	-9.9	-9.5
	8H	-10.6	-10.4	-10.1	-10.0	-9.5
	12H	-10.6	-10.5	-10.2	-10.0	-9.5
12H	4H	-10.5	-10.2	-10.0	-9.8	-9.4
	6H	-10.6	-10.4	-10.1	-9.9	-9-5
	8H	-10.6	-10.5	-10.1	-10.0	-9-5

Variation der Beobachterposition für die Leuchtenabstände S
Variation of the observer position for the luminaire distances S

S = 1.0H	+5.0 / -16.6
S = 1.5H	+6.9 / -21.4
S = 2.0H	+8.9 / -30.5
Standard table	BK00
Correction Summand	- 14.5

Corrected Glare Indices referring to 2400lm Total Luminous Flux

ρ = Reflektanz *Reflectance* | X = Raumbreite *Width of the room* | Y = Raumla



RICO LED LINE
Reflector Integrated Cut-Offs

Spezielle Mikroreflektoren verbessern die Effizienz und sichern ein UGR-Faktor von weniger als Null.

Special micro-reflectors improve efficiency and result in a UGR of less than zero.



MAGIQ HOLLOW WALLWASH

Acht voll integrierte patentierte Bartenbach MDB-W Reflektoren sorgen für einen optimierten Cut-Off.

Eight fully-integrated patented Bartenbach MDB-W reflectors ensure an optimized cut-off.

	70 %	70 %	50 %	50 %	30 %
	50 %	30 %	50 %	30 %	30 %
	20 %	20 %	20 %	20 %	20 %
	Blickrichtung längs zur Lampenachse *Longitudinal view to luminaire axis*				
	1.6 2.1 2.5 2.8 3.0 3.0	2.3 2.7 3.0 3.4 3.5 3.5	1.9 2.4 2.8 3.2 3.3 3.4	2.5 3.0 3.3 3.6 3.8 3.8	2.7 3.2 3.5 3.9 4.1 4.1
	1.4 1.9 2.3 2.7 2.8 2.9	2.0 2.4 2.7 3.0 3.1 3.2	1.7 2.3 2.6 3.1 3.2 3.3	2.2 2.7 3.0 3.4 3.5 3.6	2.5 3.0 3.4 3.8 3.9 4.0
	2.2 2.6 2.7 2.8	2.5 2.8 2.9 2.9	2.6 3.0 3.2 3.2	2.8 3.2 3.3 3.4	3.2 3.6 3.8 3.9
	2.1 2.5 2.6	2.4 2.7 2.8	2.5 3.0 3.1	2.8 3.1 3.3	3.2 3.6 3.7
	+4.7 / -10.5 +7.5 / -16.4 +9.5 / -18.4				
	BK00 -6.0				
	änge *Length of the room*				



CENTRIQ WALLWASH

Drei integrierte facettenreiche Reflektoren ermöglichen ein Lichtfeld, das sich perfekt an die Form der Wände anschmiegt.

Three integrated, multi-faceted reflectors ensure a quadrangular light beam that perfectly hugs the shape of the walls.

ANLEITUNG | HOW TO

SCHRITT FÜR SCHRITT ZU IHRER BESTELLUNG
STEP BY STEP TO YOUR ORDER

[A]	[B]					[C]		
	◆	▲	●	■	⬟	CCT	D	CCTi
ART.-NO:	+ COLOR CODE					+ TECH CODE		
510-0060	02	02	03	17	8	04	50	

ART-NO.

1. Sie haben die Leuchte Ihrer Wahl gefunden und notieren nun die **GRÜNE** (Lieferzeit: 5 Tage) oder **ROTE** (Lieferzeit auf Anfrage) **ARTIKELNUMMER**. **[A]**

*Once you have found the luminaire of your choice, note down the **GREEN** (delivery time: 5 days) or **RED** (delivery time on request) **ARTICLE NUMBER.** **[A]***

2. Finden sich in der dazugehörigen Produktskizze eines oder mehrere der nebenstehenden Symbole, gibt dies Auskunft darüber, welches **LEUCHTENTEIL** in einer von 25 PROLICHT Farben Ihrer Wahl zur Verfügung steht. Das jeweilige Symbol finden Sie zusätzlich noch einmal in der Farb-Spalte rechts der Art.-Nr.

*One or more of the symbols on the left in the accompanying product drawing indicate which **PART OF THE LUMINAIRE** is available in one of 25 PROLICHT colors according to your choice. The same icon can also be found in the color column to the right of the article number.*

3. Im grauen Balken über dem Farb-Symbol befindet sich eines der beiden Sprühdosen-Symbole. Nachstehend die Bedeutung der jeweiligen Farbdose sowie die 25 + 1 (00) PROLICHT Farben mit den entsprechenden **ColorCodes**:

*In the grey bar above the color-icon you will see one of two spray can symbols. The meanings of each of the these symbols together with the 25 PROLICHT colors with the corresponding **ColorCodes** (CC) are shown below:*

INDIVIDUELLE FARBEN / *INDIVIDUAL COLORS*

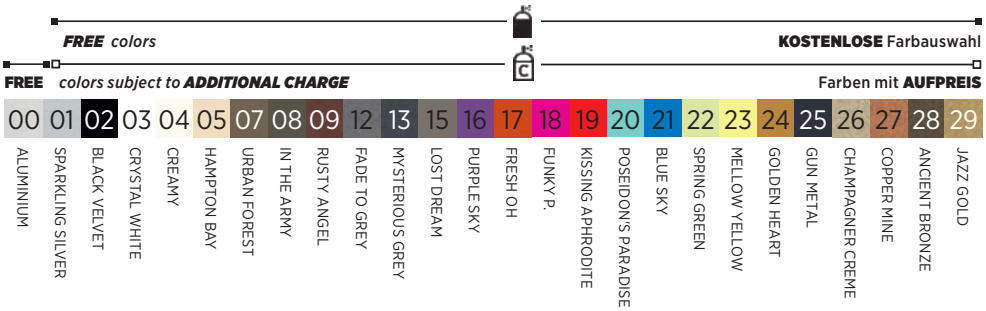

Ergänzen Sie nun die Art.-Nr., indem Sie Ihren gewählten **FARBCODE** für das jeweilige Leuchtenteil hinzufügen. Bei mehreren Farboptionen halten Sie dabei bitte unbedingt die Reihenfolge der Symbole ein. (Gehen Sie dabei in der Reihenfolge der aufscheinenden Farb-Symbole vor.) **[B]**

*Now extend the article number by adding your selected **COLOR CODE** for each part of the luminaire. In the case of multiple color options, please keep within the predefined sequence of symbols.* **[B]**

TECHN. OPTIONS

4. Für einige Leuchten gibt es zusätzliche technische Spezifikationen. Die genaue Bedeutung der Tech-Optionen entnehmen Sie bitte der Symbol-Erklärung in der nachfolgenden Legende. Je nach Type handelt es sich dabei entweder um:

For some lights, additional technical specifications are available. For the exact meaning of these tech options, please consult the explanation of symbols in the following legend. According to the type, these are either:

... VORGEGEBENE FARBEN bzw. FARBKOMBINATIONEN ↴
... PRESET COLORS or COLOR COMBINATIONS

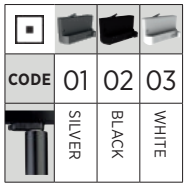

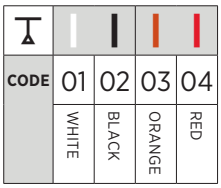

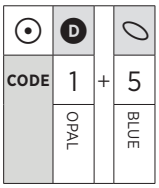

... rein TECHNISCHE OPTIONEN
(wie Ausstrahlwinkel, Farbtemperatur, Deckenstärke, Seillänge oder Spezial-Diffusor)
... purely TECHNICAL OPTIONS
(such as beam angle, color temperature, ceiling thickness, cable length or diffuser)

Vervollständigen Sie auch hier wieder die Artikel-Nummer durch Anfügen des **TECH-CODES** Ihrer Wahl und gehen Sie dabei in der genauen Reihenfolge der Symbolanordnung vor. **[C]** Technische Optionen können aufpreispflichtig sein.

*Complete the article number by adding the **TECH CODE (TC)** of your choice and keep within the predefined sequence of symbols.* **[C]** *Please note that tech options may be subject to an additional charge.*

SEITENBESCHREIBUNG
PAGE DESCRIPTION

› PRODUKT | *PRODUCT*

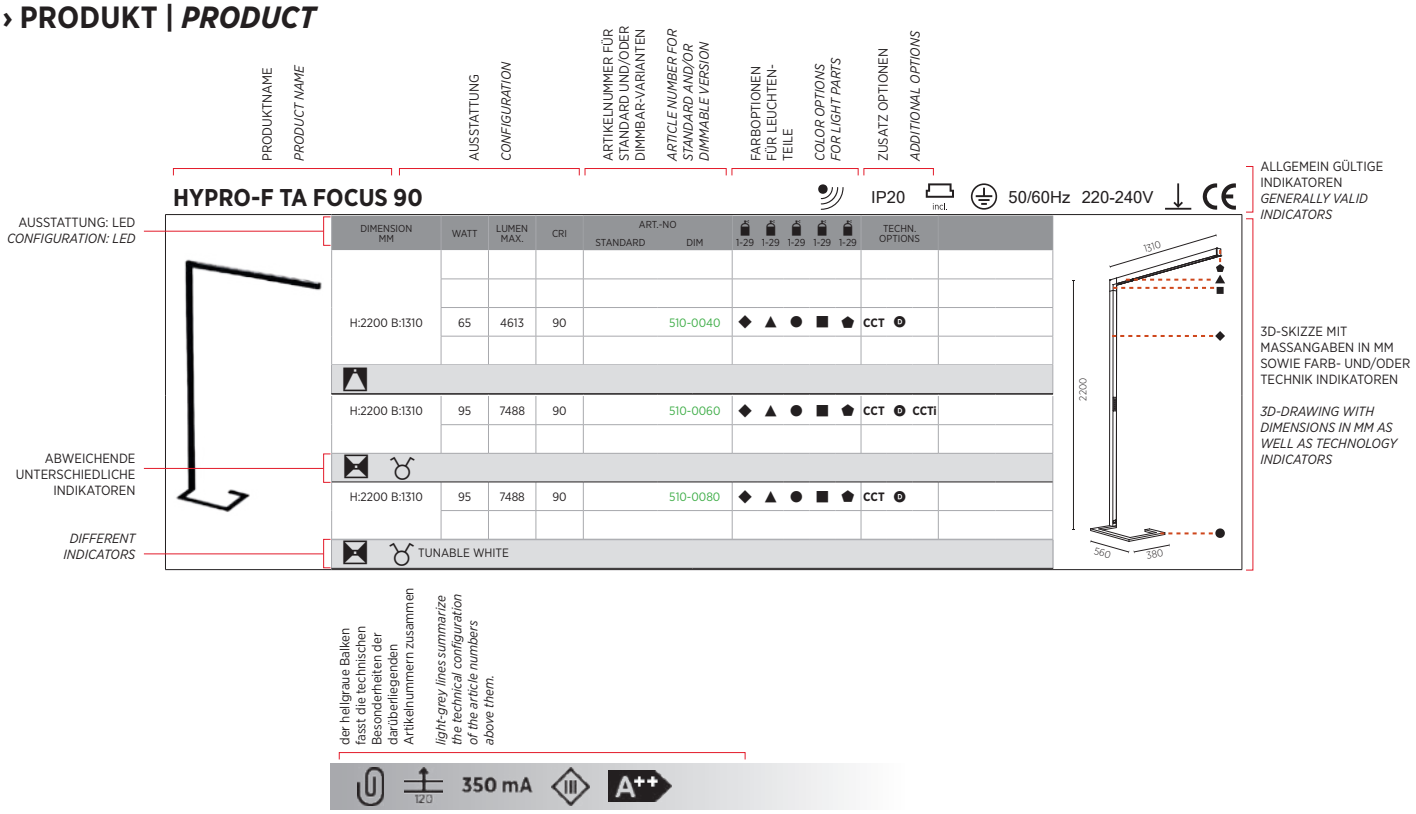

› ZUSATZ-OPTIONEN | *ADDITIONAL OPTIONS*

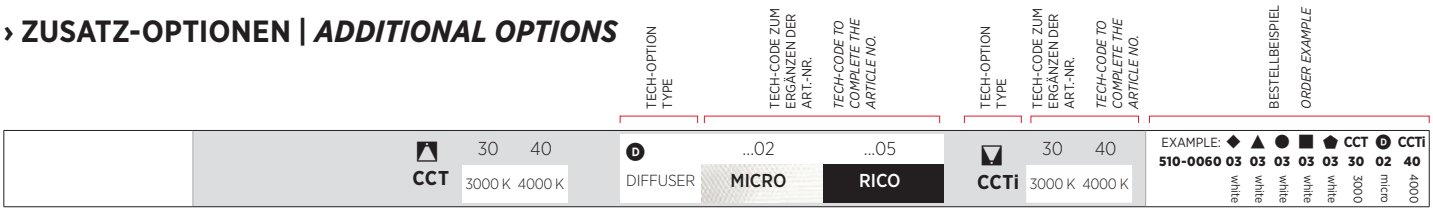

› PRODUKTSPEZIFISCHES ZUBEHÖR | *PRODUCT-SPECIFIC ACCESSORIES*

SYMBOL FÜR ZUBEHÖR-TYPE / *ICON FOR TYPE OF ACCESSORY*	ZUBEHÖR-TYPE / *TYPE OF ACCESSORY*	PRODUKTBESCHREIBUNG / *PRODUCT DESCRIPTION*	DIMENSION/GRÖSSE / *DIMENSION*	ART.-NR. FÜR STANDARD- UND/ODER DIMMBAR-VARIANTEN / *ORDER NUMBER FOR STANDARD AND/OR DIMMABLE VERSIONS*	TECHNISCHE OPTIONEN / *TECHNICAL OPTIONS*			3D-SKIZZE MIT MASSANGABEN IN MM / *3D-DRAWING WITH DIMENSIONS IN MM*
MUSS-ZUBEHÖR > MUST-HAVE ACCESSORY			DIMENSION MM	ART.-NO		TECHN. OPTIONS		
		*MONTAGEHILFE FRAME ALIGNMENT KIT*	322x105 H: 19	140-0014				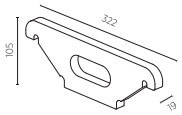
KANN-ZUBEHÖR > CAN-HAVE ACCESSORY			DIMENSION MM	ART.-NO		TECHN. OPTIONS		
		*LINEARE STREULINSE LINEAR SPREAD LENS*	Ø 66 H: 3	800-1049				
		*WABENRASTER (BLENDSCHUTZ) HONEYCOMB LOUVRE*	Ø 66 H: 3	800-1009				

› ALLGEMEINES ZUBEHÖR AB SEITE 853 | *GENERALLY ACCESSORIES FROM PAGE 853*

@-WORK	ONE		5.1	832
2LOOK4	20	TRACK	1.4	148
	50	PLUG	1.4	152
		TRACK	1.4	158
	80		1.4	162
	130		1.4	162
	160		1.4	172
B				
BIONIQ	PINHOLE	ROUND	2.2	306
		SQUARE	2.2	306
	ROUND		2.2	290
		ADJUSTABLE	1.2	74
		DEEP	1.2	74
		SEMI ADJUSTABLE	1.2	74
		WALLWASH	2.2	298
	SQUARE		2.2	302
		ADJUSTABLE	1.2	78
		DEEP	1.2	78
C				
CENTRIQ	FOR CLICKTRACK		3.3	496
	STANDARD		3.3	490
	WALLWASH		3.3	490
CLICKTRACK	25		1.4	200
	50		1.4	212
	30		4.4	750
	30		3.5	550
D				
DELIGHT	GOOO!		2.1	252
		FLOORWASH	2.1	252
	LOLLIPOP	ROUND	2.1	256
		SQUARE	2.1	256
	ONLY LIGHT		1.1	56
		DOWN	1.1	56
	STRING		2.1	260
		STEP	2.1	260
DICE	4DI		2.2	372
	CAVE		1.2	130
		WALLWASH	1.2	134
	INVADER		3.2	474
	ON		3.2	474
	WALL		3.1	424
G				
G-50 CHANNEL			1.4	176
			3.5	592
G-BOARD			3.5	602
GHOST	BUNGA		3.4	514
			3.5	530
			4.3	722
			4.4	738
	FINO		3.4	514
			3.5	530
			4.3	722
			4.4	738
GLORIOUS	QUANTUM		2.1	246
			3.1	460
			4.1	672
	SLIM		2.1	242
			3.1	454
			4.1	656
	STANDARD		2.1	242
			3.1	454
			4.1	656
	VICTORY		2.1	250
			3.1	464
			4.1	676
GROOVE	ROUND		1.3	138
	STANDARD		1.3	138
			1.4	186
			2.3	376
			2.4	384
			3.4	518
			4.3	728
			3.5	534
			4.4	746
H				
HADI			3.1	468
			4.1	680
HYPRO	40		2.4	398
			3.5	566
			4.4	762
HYPRO-F	90		5.1	836
	160		5.1	836
HYPRO-X			4.4	780
I				
IDAHO	20		2.3	378
			4.3	732
	40		1.3	142
			1.4	190
			2.3	378
			2.4	388
			3.4	520
			3.5	538
			4.3	732
			4.4	796
	75		1.3	142
			1.4	190
			2.3	378
			2.4	388
			3.4	520
			3.5	538
			4.3	732
			4.4	796
	100		1.3	142
			1.4	190
			2.3	378
			2.4	388
			3.4	520
			3.5	538
			4.3	732
			4.4	796
IMAGINE	FLEX		3.2	478
			3.3	500
		PLUS	3.3	500
	PLUS		3.3	500
	ROUND		1.2	82
			2.2	310
	SQUARE		1.2	82
	STANDARD		3.2	478
			3.3	500
INVADER	ADJUSTABLE		1.2	66
			2.2	274
	DEEP		1.2	70
			2.2	278
	HANGOVER		4.2	696
	HANGOVER	PLUG	4.2	706
	ON		3.2	482
	SEMI-ON		2.2	282
	STANDARD		1.2	70
			2.2	278
	WALL		3.2	482
	WALLWASH		2.2	286
M				
MAGIQ	HOLLOW WALLWASH		1.2	110
			2.2	338
		KORONA	1.2	110
		KORONA	2.2	338
	KORONA		1.2	102
			2.2	330
	PLUS	WALLWASH	3.3	510
	PRO		1.2	86
			2.2	314
	STANDARD		1.2	102
			2.2	330
	WALLWASH		1.2	108
			2.2	336
	WITH MICRO-DOT		1.2	98
			2.2	326
MECHANIQ	ROUND		1.2	124
			2.2	360
	SQUARE		1.2	124
		COMFORT	2.2	366
		EFFICIENCY	2.2	366
MINIMAL TRACK			3.5	558
N				
NEVERENDING	IDENTITY		3.5	546
	STANDARD		3.4	524
			3.5	546
O				
OIKO	COMFORT		2.2	342
	PRO		1.2	118
			2.2	348
	STANDARD		1.2	114
			2.2	342
	WIDE		2.2	346
P				
PI2	STANDARD		1.1	34
			2.1	222
			3.1	430
			4.1	614
	WHITELINE		1.1	38
			2.1	226
S				
SIGN	CONCRETE		1.1	50
	DIVA		3.1	444
			4.1	632
		DANCER	4.1	648
		FLEX	4.1	642
		IP54	3.1	450
		TUBE	4.1	638
	STANDARD		1.1	50
			2.1	236
			3.1	440
			4.1	624
SMOOTHY	FLAT		3.1	432
	SMOOTHLINE		1.1	46
			2.1	232
			3.1	436
			4.1	620
	STANDARD		1.1	42
			2.1	230
			3.1	432
			4.1	616
SNOOKER	WITH CANOPY		4.2	714
SUPER-G	SLIM		2.4	412
			3.5	586
			4.4	822
	STANDARD		3.5	582
			4.4	812

ART.-Nº	
11039	44
11089	44
11140	36
11142	36
11150	36
11152	36
11160	40
11162	40
11170	40
11172	40
11180	36
11182	36
11190	36
11192	36
11209	55
11219	55
11229	55
11240	40
11242	40
11250	40
11252	40
11260	40
11262	40
11270	40
11272	40
11280	44
11282	44
11290	44
11292	44
11300	44
11302	44
11310	44
11312	44
11400	52
11402	52
11410	52
11412	52
11580	36
11582	36
11590	36
11592	36
11600	36
11602	36
11610	36
11612	36
11660	52
11662	52
11670	52
11672	52
11700	52
11701	53
11702	53
11703	53
11704	52
11707	53
11801	37
11802	37
11803	37
11804	37
11805	40
11807	41
11808	41
11810	40
11811	40
11812	40
11813	41
11890	49
11891	49
11892	49
11893	49
11901	37
11902	37
11903	37
11904	37
11905	41
11907	41
11908	41
11910	41
11911	41
11912	41
11913	41
11914	44
11915	44
11917	49
11918	49
11919	49
11920	49
11921	53
11925	53
11926	53
11927	53
11931	52
11932	52
11933	53
11934	53
12013	58
14001	194

ART.-Nº	
14002	188, 536,748
14003	194
14004	194
14005	144, 194
14006	194
14007	194
14010	188
14014	188
14015	140, 141, 189
14016	188
14021	196
14022	196
14023	196
14024	196
14025	144, 196
14026	196
14041	198
14043	198
14044	198
14045	145, 199
14046	198
14047	198
14048	198
14051	174
21070	224
21072	224
21080	224
21082	224
21180	224
21182	224
21190	224
21192	224
21340	231
21342	231
21350	231
21352	231
21370	231
21372	231
21380	231
21382	231
21400	231
21402	231
21410	231
21412	231
21450	224
21452	224
21460	224
21462	224
21860	238
21862	238
21870	238
21872	238
21880	238
21882	238
21890	238
21892	238
22260	344
22261	344
22320	280
22321	280
22322	280
22345	344
22350	344
22351	344
22354	347
22355	347
24060	396
24061	396
24063	386
24065	386
29001	258
29002	254
29003	254
29004	262
29005	262
29006	263
29007	263
31370	431
31372	431
31380	431
31382	431
31390	431
31392	431
31400	431
31402	431
31490	434
31492	434
31500	434
31502	434
31520	434
31522	434
31530	434
31532	434
35001	532, 533
35002	533, 744
35003	533, 744
35004	533, 744

ART.-Nº	
35005	533, 744
35006	532, 742
35007	532
35008	532, 742
35009	742
35010	742
35016	536
35020	544
41120	618
41122	618
41130	618
41132	618
41150	618
41152	618
41160	618
41162	618
41180	618
41182	618
41190	618
41192	618
43070	810
43074	748
43075	808
43076	742, 744
51007	834
51008	834
51009	834
51010	834
81011	386
81012	188
81013	396
81015	188
81030	742, 744, 749, 786, 807, 809, 811, 820, 826
81031	742, 744, 749, 786, 807, 809, 811, 820, 826
81032	742, 744, 749, 786, 807, 809, 811, 820, 826
81033	742, 744, 749, 786, 807, 809, 811, 820, 826
81036	416
81039	590
81041	826
81043	826
81044	826
81049	392, 402
81050	392, 402, 540, 570, 768, 786, 806
81051	392, 403, 541, 571, 769, 786, 807
81052	392, 403, 541, 571, 769, 786, 807
81053	403, 571, 770, 787
81054	540, 570, 768, 806
81055	540, 570, 768, 806
81056	540, 570, 768, 806
81057	540, 570, 768, 806
81059	540, 570, 768, 806
81060	393, 403, 541, 571, 769, 787, 807
81061	393, 403, 541, 571, 769, 787, 807
81062	393, 403, 541, 571, 769, 787, 807
81063	393, 403, 541, 571, 769, 787, 807
81064	393, 403, 541, 571, 769, 787, 807
81065	393, 403, 541, 571, 769, 787, 807
81066	393, 403, 541, 571, 769, 787, 807
81067	393, 403, 541 571, 769, 787, 807
81068	403, 571, 769, 787
81069	403, 571, 769, 787
81070	403, 571, 769, 787
81071	402, 570, 770, 786
81082	393, 403, 541, 571, 769, 787, 807
81087	393, 403, 541, 571, 769, 787, 807
81091	393, 403, 541, 571, 769, 787, 807
81099	198, 396, 544, 810
81100	198, 396, 544,

ART.-Nº	
	810
81101	396, 544, 810
81102	396, 544, 810
81108	188, 386, 536, 748
81109	188, 386, 536, 748
81110	386, 536, 748
81140	394
81141	394
81142	394
81143	542
81144	542
81145	542
81146	808
81147	808
81148	808
81183	542, 808
81186	548
81187	542, 808
81189	544, 810
81190	536, 748
81240	393, 403, 541, 571, 769, 787, 807
89710	185, 597
89712	185, 597
89720	185, 597
89722	185, 597
89730	185, 597
89732	185, 597
89740	185, 597
89742	185, 597
89750	185, 597
89752	185, 597
89760	185, 597
89762	185, 597
89770	185, 597
89772	185, 597
89780	185, 597
89782	185, 597
89790	185, 597
89792	185, 597
89800	185, 597
89802	185, 597
89810	185, 597
89812	185, 597
89820	185, 597
89822	185, 597
89830	185, 597
89832	185, 597
89840	185, 597
89842	185, 597
89850	185, 597
89852	185, 597
05-101	53
05-102	53
05-103	53
05-130	41
05-160	37, 41
05-912	41, 49
100-106	742, 744
100-107	742, 744
100-112	742, 744, 749, 769, 786, 807, 809, 811, 820, 826
100-113	742, 744, 749, 769, 786, 807, 809, 811, 820, 826
100-114	742, 744, 749, 769, 786, 807, 809, 811
100-115	742, 744, 749, 769, 786, 807, 809, 811, 820, 826
100-116	742, 744, 749, 769, 786, 807, 809, 811, 820, 826
100-117	742, 744, 749, 769, 786, 807, 809, 811
100-126	543, 544
100-127	543, 544
100-2014	394, 542, 808
100-202	394
100-204	394
100-205	542
100-206	748, 809, 810
100-206Y	748, 809, 811
100-207	748, 809, 810
100-2070	394, 542, 808
100-2075	394, 542, 808
100-207Y	748, 809, 811
100-208	395
100-312	154, 167, 169
100-319	154, 167, 169
100-320	154, 167, 169
100-321	154, 167, 169
100-35100	154, 167, 169
100-35200	154, 167, 169
100-35300	154, 167, 169
100-36100	154, 167, 169
100-36200	154, 167, 169
100-36300	154, 167, 169

ART.-Nº	
100-613	856
100-616	856
100-617	856
100-618	856
100-701	548
100-7011	548
100-7012	548
100-7013	548
100-7014	548
100-7020	548
100-7021	548
11-00652	855
11-00653	855
11-00900	854
11-00901	854
11-00902	854
11-00904	150, 160, 854
11-00905	150, 160, 854
11-00906	150, 160, 854
11-00908	854
11-00909	854
11-00910	854
11-00912	854
11-00913	854
11-00914	854
11-00916	854
11-00917	854
11-00918	854
11-00920	854
11-00921	854
11-00922	854
11-00924	855
11-00925	855
11-00926	855
11-00927	855
11-00928	855
11-00929	855
11-00936	856
11-00937	855
11-00939	855
11-00940	855
11-00941	856
11-00942	856
11-00943	856
11-00944	856
11-00945	856
11-00958	854
11-00959	854
11-00960	854
11-00961	854
11-00962	854
11-00963	854
11-00964	855
11-00965	855
11-00966	855
11-00967	854
11-00968	854
11-00969	854
11-00970	854
11-00971	854
11-00972	854
11-00973	854
11-00974	854
11-00975	854
11-00976	855
11-00977	855
11-00978	855
11-00979	855
11-00980	855
11-00981	855
11-00982	855
11-00983	855
11-00984	855
11-00985	855
11-00986	855
11-00987	855
11-00988	854
11-00989	854
11-00990	854
11-00991	854
11-00992	854
11-00993	854
11-00994	856
11-00995	856
11-00996	856
11-00997	856
11-00998	856
11-00999	856
11-01000	856
11-01001	856
11-01002	856
11-01003	856
11-01004	856
11-01005	856
11-01006	856
11-01007	856
11-01008	856

ART.-Nº	
11-01009	857
110-1010	52
110-1012	52
11-01015	857
11-01016	857
110-1020	52
11-01020	857
110-1022	52
110-1030	52
110-1032	52
110-1040	52
110-1042	52
110-1050	52
110-1052	52
110-1060	52
110-1062	52
11-01067	857
11-01068	857
110-1070	48
11-01071	857
110-1072	48
110-1080	48
110-1082	48
110-1090	48
110-1092	48
110-1100	48
110-1102	48
110-1110	48
110-1112	48
110-1120	48
110-1122	48
110-1130	48
110-1132	48
110-1140	48
110-1142	48
110-1150	40
110-1152	40
110-1160	40
110-1162	40
110-1170	40
110-1172	40
110-1180	40
110-1182	40
110-1190	40
110-1192	40
110-1200	40
110-1202	40
110-1210	40
110-1212	40
110-1220	40
110-1222	40
110-1230	55
110-1232	55
110-1240	55
110-1242	55
110-1250	55
110-1252	55
110-1260	55
110-1262	55
110-1270	55
110-1272	55
110-1280	55
110-1282	55
110-1290	52
110-1292	52
110-1300	52
110-1302	52
110-1310	52
110-1312	52
110-1320	52
110-1322	52
120-0001	72
120-0002	72
120-0003	72
120-0008	72
120-0009	72
120-0010	72
120-0011	73
120-0012	73
120-0013	73
120-0018	73
120-0019	73
120-0020	73
120-0030	76
120-0031	76
120-0032	76
120-0033	76
120-0034	76
120-0035	76
120-0036	76
120-0037	76
120-0038	76
120-0039	76
120-0040	76
120-0041	76
120-0042	77
120-0043	77

ART.-Nº	
120-0044	77
120-0045	80
120-0046	80
120-0047	80
120-0048	80
120-0049	80
120-0050	80
120-0051	80
120-0052	80
120-0053	80
120-0054	80
120-0055	80
120-0056	80
120-0057	76
120-0058	76
120-0059	76
120-0060	76
120-0061	76
120-0062	76
120-0063	76
120-0064	76
120-0065	76
120-0066	76
120-0067	76
120-0068	76
120-0070	84
120-0071	84
120-0072	84
120-0073	84
120-0074	84
120-0075	84
120-0076	84
120-0077	84
120-0078	84
120-0079	84
120-0080	84
120-0081	84
120-0082	85
120-0083	85
120-0084	85
120-0085	85
120-0086	85
120-0087	85
120-0088	85
120-0089	85
120-0090	85
120-0091	85
120-0092	85
120-0093	85
120-0100	126
120-0101	126
120-0102	126
120-0103	126
120-0104	126
120-0105	126
120-0106	126
120-0107	126
120-0108	126
120-0109	126
120-0110	126
120-0111	126
120-0112	128
120-0113	128
120-0114	128
120-0115	128
120-0116	128
120-0117	128
120-0118	126
120-0119	126
120-0120	126
120-0121	126
120-0122	126
120-0123	126
120-0124	126
120-0125	126
120-0126	126
120-0127	126
120-0128	126
120-0129	126
120-0130	128
120-0131	128
120-0132	128
120-0133	128
120-0134	128
120-0135	128
120-0140	77
120-0141	77
120-0142	77
120-0143	77
120-0144	77
120-0145	77
120-0150	105
120-0151	105
120-0152	105
120-0153	105
120-0154	105
120-0155	105

ART.-Nº	
120-0156	109
120-0157	109
120-0158	109
120-0160	80
120-0161	80
120-0162	80
120-0163	80
120-0164	80
120-0165	80
120-0190	116
120-0191	116
120-0192	116
120-0193	116
120-0194	116
120-0195	116
120-0196	116
120-0197	116
120-0198	116
120-0199	116
120-0200	116
120-0201	106
120-0202	106
120-0203	106
120-0204	107
120-0205	107
120-0206	107
120-0210	76
120-0211	76
120-0212	77
120-0213	80
120-0214	80
120-0215	80
120-0216	80
120-0217	132
120-0218	132
120-0219	135
120-0220	116
120-0221	72
120-0222	73
120-0226	68
120-0250	105
120-0251	105
120-0252	105
120-0253	105
120-0254	105
120-0255	105
120-0256	109
120-0257	109
120-0258	109
120-0259	106
120-0260	106
120-0261	106
120-0262	107
120-0263	107
120-0264	107
120-0270	58
120-0271	58
120-0272	58
120-0280	58
120-0281	58
120-0282	58
120-0290	104
120-0291	104
120-0292	104
120-0293	106
120-0294	106
120-0295	106
120-0296	104
120-0297	104
120-0298	104
120-0299	106
120-0300	106
120-0301	106
120-0302	104
120-0303	104
120-0304	104
120-0305	106
120-0306	106
120-0307	106
120-0308	104
120-0309	104
120-0310	104
120-0311	106
120-0312	106
120-0313	106
120-0314	112
120-0315	112
120-0316	112
120-0317	112
120-0318	112
120-0319	112
120-0320	112
120-0321	112
120-0322	112
120-0323	112
120-0324	112
120-0325	112
120-0333	72

ART.-Nº	
120-0334	72
120-0335	72
120-0336	73
120-0337	73
120-0338	73
120-0339	68
120-0340	68
120-0341	68
120-0342	132
120-0343	132
120-0344	132
120-0345	132
120-0346	132
120-0347	132
120-0348	135
120-0349	135
120-0350	135
120-0386	100
120-0387	100
120-0388	100
120-0395	100
120-0396	100
120-0397	100
120-0398	100
120-0399	100
120-0400	100
120-0401	100
120-0402	100
120-0403	100
130-0020	144
130-0022	144
130-0030	144
130-0032	144
130-0050	144
130-0052	144
130-0060	144
130-0062	144
130-0080	144
130-0082	144
130-0090	144
130-0092	144
130-0110	144
130-0112	144
130-0120	144
130-0122	144
130-0140	144
130-0142	144
130-0150	144
130-0152	144
130-0170	144
130-0172	144
130-0180	144
130-0182	144
130-0200	144
130-0202	144
130-0210	144
130-0212	144
130-0230	144
130-0232	144
130-0240	144
130-0242	144
130-0260	144
130-0262	144
130-0270	144
130-0272	144
130-0290	144
130-0292	144
130-0300	144
130-0302	144
130-0320	145
130-0322	145
130-0330	145
130-0332	145
130-0350	145
130-0352	145
130-0360	145
130-0362	145
130-0380	145
130-0382	145
130-0390	145
130-0392	145
130-0410	145
130-0412	145
130-0420	145
130-0422	145
130-0440	145
130-0442	145
130-0450	145
130-0452	145
130-0470	140
130-0472	140
130-0480	140
130-0482	140
130-0500	140
130-0502	140
130-0510	140
130-0512	140
130-0530	140

ART.-Nº	
130-0532	140
130-0540	140
130-0542	140
130-0560	140
130-0562	140
130-0570	140
130-0572	140
130-0590	140
130-0592	140
130-0600	140
130-0602	140
130-0620	141
130-0622	141
130-0630	141
130-0632	141
130-0650	141
130-0652	141
130-0660	141
130-0662	141
130-0680	141
130-0682	141
130-0690	141
130-0692	141
130-0710	141
130-0712	141
130-0720	141
130-0722	141
130-0740	141
130-0742	141
130-0750	141
130-0752	141
140-0007	168
140-0008	168
140-0013	166, 168
140-0014	169, 879
140-0090	174
140-0091	174
140-0092	174
140-0093	174
140-0094	174
140-0095	174
140-0096	174
140-0097	174
14-00097	859
140-0098	174
140-0099	174
140-0100	175
140-0110	175
14-00110	858
140-0120	175
140-0130	175
140-0140	175
140-0150	175
140-0160	175
140-0170	175
140-0200	154
140-0201	154, 160
140-0202	154, 160
140-0203	160
140-0204	154, 160
140-0205	155
140-0208	154, 160
140-0209	160
140-0210-0500	168
140-0210-1000	168
140-0210-1500	168
140-0210-1800	168
140-0211-0500	168
140-0211-1000	168
140-0211-1500	168
140-0211-1800	168
140-0213-0500	168
140-0213-1000	168
140-0213-1500	168
140-0213-1900	168
140-0214-0500	168
140-0214-1000	168
140-0214-1500	168
140-0214-1900	168
140-0216-0500	168
140-0216-1000	168
140-0216-1500	168
140-0216-1800	168
140-0217-0500	168
140-0217-1000	168
140-0217-1500	168
140-0217-1800	168
140-0220	206
140-0221	206
140-0222	206
140-0223	206
140-0224	206
140-0225	206
140-0226	206
140-0227	206
140-0230	214
140-0231	214
140-0232	214

ART.-Nº	
140-0234	214
140-0235	214
140-0236	214
140-0237	214
140-0238	207
140-0239	214
140-0240-0500	166
140-0240-1000	166
140-0240-1500	166
140-0240-1800	166
140-0241-0500	166
140-0241-1000	166
140-0241-1500	166
140-0241-1800	166
14-00243	858
140-0243-0500	166
140-0243-1000	166
140-0243-1500	166
140-0243-1900	166
140-0244-0500	166
140-0244-1000	166
140-0244-1500	166
140-0244-1900	166
140-0246-0500	166
140-0246-1000	166
140-0246-1500	166
140-0246-1800	166
140-0247-0500	166
140-0247-1000	166
140-0247-1500	166
140-0247-1800	166
140-0249	166
140-0250	166
140-0251	167
140-0253	214
140-0254	206
14-00335	860
140-0350	218
140-0352	218
140-0360	218
140-0362	218
140-0370	218
140-0372	218
14-00467	860
140-0470	218
140-0472	218
140-0480	218
140-0482	218
140-0490	218
140-0492	218
14-00497	859
140-0500	218
140-0502	218
14-00502	858
140-0510	218
140-0512	218
140-0520	218
140-0522	218
14-00527	206, 214, 606, 857, 860
14-00528	206, 214, 606 857, 860
140-0530	218
140-0532	218
14-00532	860
140-0540	218
140-0542	218
140-0550	218
140-0552	218
140-0560	218
140-0562	218
140-0570	218
140-0572	218
140-0580	218
140-0582	218
140-0590	218
140-0592	218
140-0600	218
140-0602	218
140-0610	218
140-0612	218
14-00645	860
140-0650	207, 553,756
140-0652	207, 553,756
140-0660	207, 553,756
140-0662	207, 553,756
140-0670	207, 553,756
140-0672	207, 553,756
140-0680	207, 553,756
140-0682	207, 553,756
140-0690	207, 553,756
140-0692	207, 553,756
140-0700	207, 553,756
140-0702	207, 553,756
140-0710	207, 553,756
140-0712	207, 553,756
140-0720	207, 553,756
140-0722	207, 553,756

ART.-Nº	
140-0730	207, 553,756
140-0732	207, 553,756
140-0740	207, 553,756
140-0742	207, 553,756
140-0750	207, 553,756
140-0752	207, 553,756
140-0760	207, 553,756
140-0762	207, 553,756
140-0770	207, 553,756
140-0772	207, 553,756
140-0780	207, 553,756
140-0782	207, 553,756
140-0790	207, 553,756
140-0792	207, 553,756
140-0800	180
140-0801	180
140-0802	180
140-0803	180
140-0809	180
140-1050	150
140-1051	150
140-1052	150
140-1053	150
140-1054	150
140-1055	150
140-1056	150
140-1070	151
140-1072	151
140-1080	151
140-1082	151
140-1090	151
140-1092	151
140-1100	151
140-1102	151
140-1110	151
140-1112	151
140-1120	151
140-1122	151
140-1130	151
140-1132	151
140-1140	151
140-1142	151
140-1150	151
140-1152	151
140-1160	151
140-1162	151
140-1170	151
140-1172	151
140-1180	151
140-1182	151
140-1190	151
140-1200	151
140-1210	151
140-1220	151
140-1230	151
140-1240	151
140-1280	150
140-1290	150
140-1300	150
140-1310	150
140-1320	150
140-1330	150
140-1340	150
140-1350	150
140-1360	150
140-1370	150
140-1380	150
140-1390	150
16-00005	860
16-00083	860
16-122236	859
16-122354	859
16-122358	858
16-122413	860
16-122440	858
210-1010	244
210-1012	244
210-1020	244
210-1022	244
210-1060	244
210-1062	244
210-1070	244
210-1072	244
210-1110	244
210-1112	244
210-1120	244
210-1122	244
210-1160	244
210-1162	244
210-1170	244
210-1172	244
210-1410	234
210-1412	234
210-1420	234
210-1422	234
210-1430	234
210-1432	234
210-1440	234

ART.-Nº	
210-1442	234
210-1450	234
210-1452	234
210-1460	234
210-1462	234
210-1470	234
210-1472	234
210-1480	234
210-1482	234
210-1490	238
210-1492	238
210-1500	238
210-1502	238
210-1510	238
210-1512	238
210-1520	238
210-1522	238
210-1530	238
210-1532	238
210-1540	238
210-1542	238
210-1550	228
210-1552	228
210-1560	228
210-1562	228
210-1570	228
210-1572	228
210-1580	228
210-1582	228
210-1590	228
210-1592	228
210-1600	228
210-1602	228
210-1610	228
210-1612	228
210-1620	228
210-1622	228
210-1630	251
210-1632	251
210-1640	251
210-1642	251
210-1680	251
210-1682	251
210-1690	251
210-1692	251
210-1730	251
210-1732	251
210-1740	251
210-1742	251
210-1780	248
210-1782	248
210-1790	248
210-1792	248
210-1830	248
210-1832	248
210-1840	248
210-1842	248
210-1880	248
210-1882	248
210-1890	248
210-1892	248
210-1930	238
210-1932	238
210-1940	238
210-1942	238
210-1970	245
210-1972	245
210-1980	245
210-1982	245
210-1990	245
210-1992	245
210-2000	245
210-2002	245
210-2010	245
210-2012	245
210-2020	245
210-2022	245
210-2030	245
210-2032	245
210-2040	245
210-2042	245
220-0001	280
220-0002	280
220-0003	280
220-0008	280
220-0009	280
220-0010	280
220-0011	281
220-0012	281
220-0013	281
220-0018	281
220-0019	281
220-0020	281
220-0027	276
220-0028	276
220-0029	276
220-0030	292
220-0031	292

ART.-Nº	
220-0032	292
220-0033	292
220-0034	292
220-0035	292
220-0036	292
220-0037	292
220-0038	292
220-0039	292
220-0040	292
220-0041	292
220-0042	308
220-0043	308
220-0044	308
220-0045	308
220-0046	308
220-0047	308
220-0048	309
220-0049	309
220-0050	309
220-0051	309
220-0052	309
220-0053	309
220-0054	294
220-0055	294
220-0056	294
220-0057	294
220-0058	294
220-0059	294
220-0060	294
220-0061	294
220-0062	294
220-0063	294
220-0064	294
220-0065	294
220-0066	292
220-0067	292
220-0068	292
220-0069	292
220-0070	292
220-0071	292
220-0072	292
220-0073	292
220-0074	292
220-0075	292
220-0076	292
220-0077	292
220-0078	294
220-0079	294
220-0080	294
220-0081	294
220-0082	294
220-0083	294
220-0084	294
220-0085	294
220-0086	294
220-0087	294
220-0088	294
220-0089	294
220-0090	296
220-0091	296
220-0092	296
220-0093	296
220-0094	296
220-0095	296
220-0096	300
220-0097	300
220-0098	300
220-0099	300
220-0100	300
220-0101	300
220-0102	304
220-0103	304
220-0104	304
220-0105	304
220-0106	304
220-0107	304
220-0108	304
220-0109	304
220-0110	304
220-0111	305
220-0112	305
220-0113	305
220-0114	293
220-0115	293
220-0116	293
220-0117	293
220-0118	293
220-0119	293
220-0120	293
220-0121	293
220-0122	293
220-0123	293
220-0124	293
220-0125	293
220-0126	295
220-0127	295
220-0128	295
220-0129	295

ART.-Nº		ART.-Nº		ART.-Nº		ART.-Nº		ART.-Nº		ART.-Nº		ART.-Nº	
220-0130	295	220-0234	368	220-0378	288	220-0541	281	230-1692	381	240-1172	417	310-1892	462
220-0131	295	220-0235	368	220-0379	276	220-0542	281	230-1700	381	240-1240	416	310-1980	442
220-0132	295	220-0236	368	220-0400	333	220-0543	281	230-1702	381	240-1242	416	310-1982	442
220-0133	295	220-0237	368	220-0401	333	220-0544	281	230-1720	381	240-1250	416	310-1990	442
220-0134	295	220-0238	368	220-0402	333	220-0545	263	230-1722	381	240-1252	416	310-1992	442
220-0135	295	220-0239	368	220-0403	333	220-0546	263	230-1730	381	240-1300	416	310-2230	459
220-0136	295	220-0240	370	220-0404	333	220-0547	263	230-1732	381	240-1302	416	310-2232	459
220-0137	295	220-0241	370	220-0405	333	220-0548	263	230-1750	381	240-1310	416	310-2240	459
220-0138	308	220-0242	370	220-0406	337	220-0549	263	230-1752	381	240-1312	416	310-2242	459
220-0139	308	220-0243	370	220-0407	337	220-0550	263	230-1760	381	240-1340	416	310-2250	459
220-0140	308	220-0244	370	220-0408	337	220-0551	263	230-1762	381	240-1342	416	310-2252	459
220-0141	308	220-0245	370	220-0409	335	220-0552	263	230-1780	381	240-1350	416	310-2260	459
220-0142	308	220-0246	368	220-0410	335	220-0553	280	230-1782	381	240-1352	416	310-2262	459
220-0143	308	220-0247	368	220-0411	335	220-0554	280	230-1790	381	28-801	174	310-2270	459
220-0144	293	220-0248	368	220-0412	335	220-0555	280	230-1792	381	28-8015	175	310-2272	459
220-0145	293	220-0249	368	220-0413	335	220-0556	254	230-1810	381	310-1010	458	310-2280	459
220-0146	293	220-0250	368	220-0414	335	220-0557	254	230-1812	381	310-1012	458	310-2282	459
220-0147	293	220-0251	368	220-0420	254	220-0558	254	230-1820	381	310-1020	458	310-2290	459
220-0148	293	220-0252	370	220-0421	254	220-0559	280	230-1822	381	310-1022	458	310-2292	459
220-0149	293	220-0253	370	220-0422	254	220-0560	280	230-1990	377	310-1060	458	310-2300	459
220-0150	293	220-0254	370	220-0427	254	220-0561	280	230-1992	377	310-1062	458	310-2302	459
220-0151	293	220-0255	370	220-0428	254	220-0562	280	230-2000	377	310-1070	458	310-2310	426
220-0152	293	220-0256	370	220-0429	254	220-0563	280	230-2002	377	310-1072	458	310-2320	426
220-0153	293	220-0257	370	220-0434	258	220-0564	280	230-2020	377	310-1110	458	310-2330	426
220-0154	293	220-0258	362	220-0435	258	220-0565	276	230-2022	377	310-1112	458	310-2340	426
220-0155	293	220-0259	362	220-0436	258	220-0566	276	230-2030	377	310-1120	458	310-2350	426
220-0156	295	220-0260	362	220-0441	258	220-0567	276	230-2032	377	310-1122	458	310-2360	426
220-0157	295	220-0261	362	220-0442	258	220-0568	276	230-2050	377	310-1160	458	310-2390	434
220-0158	295	220-0262	362	220-0443	258	220-0569	276	230-2052	377	310-1162	458	310-2392	434
220-0159	295	220-0263	362	220-0448	258	220-0570	276	230-2060	377	310-1170	458	310-2400	434
220-0160	295	220-0264	362	220-0449	258	220-0571	284	230-2062	377	310-1172	458	310-2402	434
220-0161	295	220-0265	362	220-0450	258	220-0572	284	230-2080	377	310-1210	458	310-2410	434
220-0162	295	220-0266	362	220-0455	258	220-0573	284	230-2082	377	310-1212	458	310-2412	434
220-0163	295	220-0267	362	220-0456	258	220-0574	288	230-2090	377	310-1220	458	310-2420	434
220-0164	295	220-0268	362	220-0457	258	220-0575	288	230-2092	377	310-1222	458	310-2422	434
220-0165	295	220-0269	362	220-0462	262	220-0576	288	230-2110	377	310-1260	458	310-2450	476
220-0166	295	220-0270	365	220-0463	262	220-0577	288	230-2112	377	310-1262	458	310-2460	476
220-0167	295	220-0271	365	220-0464	262	220-0578	288	230-2120	377	310-1270	458	310-2470	476
220-0168	296	220-0272	365	220-0469	262	220-0579	288	230-2122	377	310-1272	458	310-2520	446
220-0169	296	220-0273	365	220-0470	262	220-0580	344	230-2140	380	310-1310	458	310-2522	446
220-0170	296	220-0274	365	220-0471	262	220-0581	344	230-2142	380	310-1312	458	310-2530	446
220-0171	296	220-0275	365	220-0476	262	220-0582	344	230-2150	380	310-1320	458	310-2532	446
220-0172	296	220-0276	368	220-0477	262	220-0583	373	230-2152	380	310-1322	458	310-2550	446
220-0173	296	220-0277	368	220-0478	262	220-0584	373	230-2160	380	310-1360	458	310-2552	446
220-0174	296	220-0278	368	220-0483	262	220-0585	373	230-2162	380	310-1362	458	310-2560	446
220-0175	296	220-0279	368	220-0484	262	220-0651	328	230-2170	380	310-1370	458	310-2562	446
220-0176	296	220-0280	368	220-0485	262	220-0652	328	230-2172	380	310-1372	458	310-2570	446
220-0177	296	220-0281	368	220-0490	332	220-0653	328	230-2180	380	310-1410	438	310-2572	446
220-0178	296	220-0282	370	220-0491	332	220-0654	328	230-2182	380	310-1412	438	310-2590	446
220-0179	296	220-0283	370	220-0492	332	220-0655	328	230-2190	380	310-1420	438	310-2592	446
220-0180	300	220-0284	370	220-0493	332	220-0656	328	230-2192	380	310-1422	438	310-2600	446
220-0181	300	220-0285	370	220-0494	332	220-0657	328	230-2200	380	310-1430	438	310-2602	446
220-0182	300	220-0286	370	220-0495	332	220-0658	328	230-2202	380	310-1432	438	310-2610	446
220-0183	300	220-0287	370	220-0496	334	220-0659	328	230-2210	380	310-1440	438	310-2612	446
220-0184	300	220-0288	368	220-0497	334	220-0660	328	230-2212	380	310-1442	438	310-2630	446
220-0185	300	220-0289	368	220-0498	334	220-0661	328	230-2220	380	310-1450	438	310-2632	446
220-0186	300	220-0290	368	220-0499	334	220-0662	328	230-2222	380	310-1452	438	310-2640	446
220-0187	300	220-0291	368	220-0500	334	230-1390	380	240-0001	392, 402	310-1460	438	310-2642	446
220-0188	300	220-0292	368	220-0501	334	230-1392	380	240-0002	392, 402	310-1462	438	310-2650	446
220-0189	300	220-0293	368	220-0502	332	230-1400	380	240-0003	392, 402	310-1470	438	310-2652	446
220-0190	300	220-0294	370	220-0503	332	230-1402	380	240-0004	392, 402	310-1472	438	310-2670	446
220-0191	300	220-0295	370	220-0504	332	230-1420	380	240-0006	392, 402	310-1480	438	310-2672	446
220-0192	304	220-0296	370	220-0505	334	230-1422	380	240-0007	393, 403	310-1482	438	310-2680	446
220-0193	304	220-0297	370	220-0506	334	230-1430	380	240-1000	416	310-1490	442	310-2682	446
220-0194	304	220-0298	370	220-0507	334	230-1432	380	240-1002	416	310-1492	442	310-2690	446
220-0195	304	220-0299	370	220-0508	332	230-1450	380	240-1010	416	310-1500	442	310-2692	446
220-0196	304	220-0300	333	220-0509	332	230-1452	380	240-1012	416	310-1502	442	310-2710	446
220-0197	304	220-0301	333	220-0510	332	230-1460	380	240-1020	416	310-1510	442	310-2712	446
220-0200	312	220-0302	333	220-0511	334	230-1462	380	240-1022	416	310-1512	442	310-2720	446
220-0201	312	220-0303	333	220-0512	334	230-1480	380	240-1030	416	310-1520	442	310-2722	446
220-0202	312	220-0304	333	220-0513	334	230-1482	380	240-1032	416	310-1522	442	310-2730	446
220-0203	312	220-0305	333	220-0514	340	230-1490	380	240-1040	416	310-1530	442	310-2732	446
220-0204	312	220-0306	337	220-0515	340	230-1492	380	240-1042	416	310-1532	442	310-2750	446
220-0205	312	220-0307	337	220-0516	340	230-1510	380	240-1050	416	310-1540	442	310-2752	446
220-0210	362	220-0308	337	220-0517	340	230-1512	380	240-1052	416	310-1542	442	310-2760	446
220-0211	362	220-0350	335	220-0518	340	230-1520	380	240-1060	417	310-1630	466	310-2762	446
220-0212	362	220-0351	335	220-0519	340	230-1522	380	240-1062	417	310-1632	466	310-2770	446
220-0213	362	220-0352	335	220-0520	340	230-1540	381	240-1070	417	310-1640	466	310-2772	446
220-0214	362	220-0353	335	220-0521	340	230-1542	381	240-1072	417	310-1642	466	310-2790	446
220-0215	362	220-0354	335	220-0522	340	230-1550	381	240-1080	417	310-1680	466	310-2792	446
220-0216	362	220-0355	335	220-0523	340	230-1552	381	240-1082	417	310-1682	466	310-2800	446
220-0217	362	220-0360	292	220-0524	340	230-1570	381	240-1090	417	310-1690	466	310-2802	446
220-0218	362	220-0361	292	220-0525	340	230-1572	381	240-1092	417	310-1692	466	310-2810	446
220-0219	362	220-0362	308	220-0526	344	230-1580	381	240-1100	417	310-1730	466	310-2812	446
220-0220	362	220-0363	309	220-0527	344	230-1582	381	240-1102	417	310-1732	466	310-2830	446
220-0221	362	220-0364	294	220-0528	344	230-1600	381	240-1110	417	310-1740	466	310-2832	446
220-0222	365	220-0365	294	220-0529	345	230-1602	381	240-1112	417	310-1742	466	310-2840	446
220-0223	365	220-0366	296	220-0530	345	230-1610	381	240-1120	417	310-1780	462	310-2842	446
220-0224	365	220-0367	300	220-0531	345	230-1612	381	240-1122	417	310-1782	462	310-2850	446
220-0225	365	220-0368	300	220-0532	345	230-1630	381	240-1130	417	310-1790	462	310-2852	446
220-0226	365	220-0369	304	220-0533	345	230-1632	381	240-1132	417	310-1792	462	310-2870	446
220-0227	365	220-0370	304	220-0534	345	230-1640	381	240-1140	417	310-1830	462	310-2872	446
220-0228	364	220-0371	305	220-0535	345	230-1642	381	240-1142	417	310-1832	462	310-2880	446
220-0229	364	220-0372	304	220-0536	345	230-1660	381	240-1150	417	310-1840	462	310-2882	446
220-0230	364	220-0373	373	220-0537	345	230-1662	381	240-1152	417	310-1842	462	310-2890	446
220-0231	364	220-0374	344	220-0538	345	230-1670	381	240-1160	417	310-1880	462	310-2892	446
220-0232	364	220-0376	284	220-0539	345	230-1672	381	240-1162	417	310-1882	462	310-2910	446
220-0233	364	220-0377	280	220-0540	345	230-1690	381	240-1170	417	310-1890	462	310-2912	446

ART.-Nº	
310-2920	449
310-2922	449
310-2930	449
310-2932	449
310-2950	449
310-2952	449
310-2960	449
310-2962	449
310-2970	449
310-2972	449
310-2990	449
310-2992	449
310-3000	449
310-3002	449
310-3010	449
310-3012	449
310-3030	449
310-3032	449
310-3040	449
310-3042	449
310-3050	449
310-3052	449
310-3070	449
310-3072	449
310-3080	449
310-3082	449
310-3090	449
310-3092	449
310-3110	449
310-3112	449
310-3120	449
310-3122	449
310-3130	449
310-3132	449
310-3150	449
310-3152	449
310-3160	449
310-3162	449
310-3170	449
310-3172	449
310-3190	449
310-3192	449
310-3200	449
310-3202	449
310-3210	449
310-3212	449
310-3230	449
310-3232	449
310-3240	449
310-3242	449
310-3250	449
310-3252	449
310-3270	449
310-3272	449
310-3280	449
310-3282	449
310-3290	449
310-3292	449
310-3310	449
310-3312	449
310-3380	423
310-3382	423
310-3390	423
310-3392	423
310-3410	423
310-3412	423
310-3420	423
310-3422	423
310-3600	470
310-3602	470
310-3610	470
310-3612	470
310-3620	470
310-3622	470
310-3630	470
310-3632	470
310-3640	471
310-3642	471
310-3650	471
310-3652	471
310-3660	471
310-3662	471
310-3670	471
310-3672	471
320-0010	484
320-0020	484
320-0030	484
320-0040	484
320-0042	484
320-0050	484
320-0052	484
320-0060	484
320-0062	484
320-0090	486
320-0100	486
320-0110	486
320-0120	486
320-0130	486

ART.-Nº	
320-0140	486
320-0150	486
320-0152	486
320-0160	486
320-0162	486
320-0170	486
320-0172	486
320-0190	486
320-0192	486
320-0200	486
320-0202	486
320-0210	486
320-0212	486
320-0372	484
320-0382	486
320-0410	480
320-0412	480
320-0420	480
320-0422	480
320-0430	480
320-0432	480
320-0440	480
320-0442	480
320-0450	480
320-0452	480
320-0460	480
320-0462	480
320-0470	480
320-0472	480
320-0480	480
320-0482	480
320-0490	480
320-0492	480
320-0500	480
320-0502	480
320-0510	480
320-0512	480
320-0520	480
320-0522	480
320-0530	480
320-0532	480
320-0540	480
320-0542	480
320-0550	480
320-0552	480
320-0560	480
320-0562	480
320-0570	480
320-0572	480
320-0580	480
320-0582	480
320-0590	480
320-0592	480
320-0600	480
320-0602	480
320-0610	480
320-0612	480
320-0650	476
320-0660	476
320-0670	476
330-0010	504
330-0012	504
330-0020	504
330-0022	504
330-0030	504
330-0032	504
330-0040	504
330-0042	504
330-0050	504
330-0052	504
330-0060	504
330-0062	504
330-0070	504
330-0072	504
330-0080	504
330-0082	504
330-0090	504
330-0092	504
330-0100	504
330-0102	504
330-0110	504
330-0112	504
330-0120	504
330-0122	504
330-0130	504
330-0132	504
330-0140	504
330-0142	504
330-0150	504
330-0152	504
330-0160	504
330-0162	504
330-0170	504
330-0172	504
330-0180	504
330-0182	504
330-0250	161, 494
330-0252	161, 494

ART.-Nº	
330-0260	161, 494
330-0262	161, 494
330-0270	161, 494
330-0272	161, 494
330-0280	161, 494
330-0282	161, 494
330-0290	161, 494
330-0292	161, 494
330-0300	161, 494
330-0302	161, 494
330-0310	161, 494
330-0312	161, 494
330-0320	161, 494
330-0322	161, 494
330-0330	161, 494
330-0332	161, 494
330-0340	161, 494
330-0342	161, 494
330-0350	161, 494
330-0352	161, 494
330-0360	161, 494
330-0362	161, 494
330-0370	161, 494
330-0380	161, 494
330-0390	161, 494
330-0400	161, 494
330-0402	161, 494
330-0410	161, 494
330-0412	161, 494
330-0420	161, 494
330-0422	161, 494
330-0430	494
330-0432	494
330-0440	494
330-0442	494
330-0450	494
330-0452	494
330-0460	494
330-0462	494
330-0470	494
330-0472	494
330-0480	495
330-0482	495
330-0490	495
330-0492	495
330-0500	495
330-0502	495
330-0660	160, 511
330-0662	160, 511
330-0670	160, 511
330-0672	160, 511
330-0680	160, 511
330-0682	160, 511
330-0690	160, 511
330-0692	160, 511
330-0700	160, 511
330-0702	160, 511
330-0710	160, 511
330-0712	160, 511
330-0720	506
330-0722	506
330-0730	506
330-0732	506
330-0740	506
330-0742	506
330-0810	498
330-0812	498
330-0820	498
330-0822	498
330-0830	498
330-0832	498
330-0840	498
330-0842	498
330-0850	498
330-0852	498
330-0860	498
330-0862	498
330-0870	498
330-0872	498
330-0880	498
330-0882	498
330-0890	498
330-0892	498
330-0900	498
330-0902	498
330-0910	498
330-0912	498
330-0920	498
330-0922	498
330-0930	498
330-0932	498
330-0940	498
330-0942	498
330-0950	498
330-0952	498
330-0960	161, 494
330-0962	161, 494
330-0970	161, 494

ART.-Nº	
330-0972	161, 494
330-0980	161, 494
330-0982	161, 494
330-0990	161, 494
330-0992	161, 494
330-1000	161, 494
330-1002	161, 494
330-1010	161, 494
330-1012	161, 494
330-1020	506
330-1030	506
330-1040	506
330-1050	506
330-1060	506
330-1070	506
330-1080	506
330-1090	506
330-1100	506
330-1110	506
330-1120	506
330-1130	506
330-1140	506
330-1150	506
330-1160	506
330-1170	506
330-1180	506
330-1190	506
340-1530	522
340-1532	522
340-1540	522
340-1542	522
340-1560	522
340-1562	522
340-1570	522
340-1572	522
340-1590	522
340-1592	522
340-1600	522
340-1602	522
340-1620	522
340-1622	522
340-1630	522
340-1632	522
340-1650	522
340-1652	522
340-1660	522
340-1662	522
340-1680	522
340-1682	522
340-1690	522
340-1692	522
340-1710	522
340-1712	522
340-1720	522
340-1722	522
340-1740	522
340-1742	522
340-1750	522
340-1752	522
340-1770	522
340-1772	522
340-1780	522
340-1782	522
340-1800	522
340-1802	522
340-1810	522
340-1812	522
340-1980	519
340-1982	519
340-1990	519
340-1992	519
340-2010	519
340-2012	519
340-2020	519
340-2022	519
340-2040	519
340-2042	519
340-2050	519
340-2052	519
340-2070	519
340-2072	519
340-2080	519
340-2082	519
340-2100	519
340-2102	519
340-2110	519
340-2112	519
340-2130	516
340-2132	516
340-2140	516
340-2142	516
340-2160	516
340-2162	516
340-2170	516
340-2172	516
340-2190	516
340-2192	516
340-2200	516

ART.-Nº	
340-2202	516
340-2220	516
340-2222	516
340-2230	516
340-2232	516
340-2250	516
340-2252	516
340-2260	516
340-2262	516
340-2280	526
340-2282	526
340-2290	526
340-2292	526
340-2310	526
340-2312	526
340-2320	526
340-2322	526
340-2340	526
340-2342	526
340-2350	526
340-2352	526
340-2370	526
340-2372	526
340-2380	526
340-2382	526
340-2400	526
340-2402	526
340-2410	526
340-2412	526
340-2420	522
340-2422	522
340-2430	522
340-2432	522
340-2440	522
340-2442	522
340-2450	522
340-2452	522
340-2460	522
340-2462	522
340-2470	522
340-2472	522
340-2480	522
340-2482	522
340-2490	522
340-2492	522
340-2500	522
340-2502	522
340-2520	516
340-2522	516
340-2530	516
340-2532	516
340-2550	516
340-2552	516
340-2560	516
340-2562	516
340-2580	516
340-2582	516
340-2590	516
340-2592	516
340-2610	516
340-2612	516
340-2620	516
340-2622	516
340-2640	516
340-2642	516
340-2650	516
340-2652	516
350-0001	540, 570
350-0002	540, 571
350-0010	596
350-0011	596
350-0012	596
350-0015	606
350-0019	606
350-0020	552
350-0021	552
350-0022	552
350-0023	552
350-0024	552
350-0026	552
350-0027	552
350-0031	552
350-0032	596
350-1010	584
350-1012	584
350-1020	584
350-1022	584
350-1060	584
350-1062	584
350-1070	584
350-1072	584
350-1110	584
350-1112	584
350-1120	584
350-1122	584
350-1160	584
350-1162	584
350-1170	584

ART.-Nº	
350-1172	584
350-1210	584
350-1212	584
350-1220	584
350-1222	584
350-1260	584
350-1262	584
350-1270	584
350-1272	584
350-1280	584
350-1282	584
350-1290	584
350-1292	584
350-1300	590
350-1302	590
350-1310	590
350-1312	590
350-1320	590
350-1322	590
350-1330	590
350-1332	590
350-1340	590
350-1342	590
350-1350	590
350-1352	590
350-1360	591
350-1362	591
350-1370	591
350-1372	591
350-1380	591
350-1382	591
350-1390	591
350-1392	591
350-1400	591
350-1402	591
350-1410	591
350-1412	591
350-1420	591
350-1422	591
350-1430	591
350-1432	591
350-1440	591
350-1442	591
350-1450	591
350-1452	591
350-1460	591
350-1462	591
350-1470	591
350-1472	591
350-1670	590
350-1672	590
350-1680	590
350-1682	590
350-1760	590
350-1762	590
350-1770	590
350-1772	590
350-1820	590
350-1822	590
350-1830	590
350-1832	590
350-1860	564
350-1861	564
350-1862	564
350-1863	564
350-1864	564
350-1865	564
350-1866	564
350-1867	564
350-1868	564
350-1869	564
350-1870	564
350-1871	564
350-1872	565
350-1873	565
350-1874	565
350-1875	565
350-1876	565
350-1877	565
350-9001	584
350-9002	584
410-1010	658
410-1012	658
410-1013	658
410-1015	658
410-1020	658
410-1022	658
410-1023	658
410-1025	658
410-1060	658
410-1062	658
410-1063	658
410-1065	658
410-1070	658
410-1072	658
410-1073	658
410-1075	658
410-1110	658

ART.-Nº	
410-1112	658
410-1113	658
410-1115	658
410-1120	658
410-1122	658
410-1123	658
410-1125	658
410-1160	658
410-1162	658
410-1163	658
410-1165	658
410-1170	658
410-1172	658
410-1173	658
410-1175	658
410-1210	658
410-1212	658
410-1220	658
410-1222	658
410-1260	658
410-1262	658
410-1270	658
410-1272	658
410-1310	658
410-1312	658
410-1320	658
410-1322	658
410-1360	658
410-1362	658
410-1370	658
410-1372	658
410-1410	622
410-1412	622
410-1420	622
410-1422	622
410-1430	622
410-1432	622
410-1440	622
410-1442	622
410-1450	622
410-1452	622
410-1460	622
410-1462	622
410-1470	622
410-1472	622
410-1480	622
410-1482	622
410-1490	628
410-1492	628
410-1500	628
410-1502	628
410-1510	628
410-1512	628
410-1520	628
410-1522	628
410-1530	628
410-1532	628
410-1540	628
410-1542	628
410-1550	628
410-1552	628
410-1560	628
410-1562	628
410-1570	628
410-1572	628
410-1580	628
410-1582	628
410-1590	628
410-1592	628
410-1600	628
410-1602	628
410-1610	628
410-1612	628
410-1620	628
410-1622	628
410-1630	678
410-1632	678
410-1640	678
410-1642	678
410-1680	678
410-1682	678
410-1690	678
410-1692	678
410-1730	678
410-1732	678
410-1740	678
410-1742	678
410-1780	674
410-1782	674
410-1790	674
410-1792	674
410-1830	674
410-1832	674
410-1840	674
410-1842	674
410-1880	674
410-1882	674
410-1890	674

ART.-Nº	
410-1892	674
410-1930	628
410-1932	628
410-1940	628
410-1942	628
410-2950	674
410-2952	674
410-2960	674
410-2962	674
410-2970	674
410-2972	674
410-2980	674
410-2982	674
410-2990	674
410-2992	674
410-3000	674
410-3002	674
410-3010	678
410-3012	678
410-3020	678
410-3022	678
410-3030	678
410-3032	678
410-3040	678
410-3042	678
410-3050	678
410-3052	678
410-3060	678
410-3062	678
410-3200	658
410-3202	658
410-3210	658
410-3212	658
410-3220	658
410-3222	658
410-3230	658
410-3232	658
410-3240	658
410-3242	658
410-3250	658
410-3252	658
410-3260	658
410-3262	658
410-3270	658
410-3272	658
410-3300	659
410-3302	659
410-3310	659
410-3312	659
410-3320	659
410-3322	659
410-3330	659
410-3332	659
410-3340	659
410-3342	659
410-3350	659
410-3352	659
410-3570	634
410-3572	634
410-3580	634
410-3582	634
410-3600	634
410-3602	634
410-3610	634
410-3612	634
410-3620	634
410-3622	634
410-3640	634
410-3642	634
410-3650	634
410-3652	634
410-3660	634
410-3662	634
410-3680	634
410-3682	634
410-3690	634
410-3692	634
410-3700	634
410-3702	634
410-3720	634
410-3722	634
410-3730	634
410-3732	634
410-3740	634
410-3742	634
410-3760	634
410-3762	634
410-3770	634
410-3772	634
410-3780	634
410-3782	634
410-3800	634
410-3802	634
410-3810	634
410-3812	634
410-3820	634
410-3822	634
410-3840	634
410-3842	634
410-3850	634
410-3852	634
410-3860	634
410-3862	634
410-3880	634
410-3882	634
410-3890	634
410-3892	634
410-3900	634
410-3902	634
410-3920	634
410-3922	634
410-3930	636
410-3932	636
410-3940	636
410-3942	636
410-3960	636
410-3962	636
410-3970	636
410-3972	636
410-3980	636
410-3982	636
410-4000	636
410-4002	636
410-4010	636
410-4012	636
410-4020	636
410-4022	636
410-4040	636
410-4042	636
410-4050	636
410-4052	636
410-4060	636
410-4062	636
410-4080	636
410-4082	636
410-4090	636
410-4092	636
410-4100	636
410-4102	636
410-4120	636
410-4122	636
410-4130	636
410-4132	636
410-4140	636
410-4142	636
410-4160	636
410-4162	636
410-4170	636
410-4172	636
410-4180	636
410-4182	636
410-4200	636
410-4202	636
410-4210	636
410-4212	636
410-4220	636
410-4222	636
410-4240	636
410-4242	636
410-4250	636
410-4252	636
410-4260	636
410-4262	636
410-4280	636
410-4282	636
410-4290	640
410-4292	640
410-4300	640
410-4302	640
410-4320	640
410-4322	640
410-4330	640
410-4332	640
410-4340	640
410-4342	640
410-4360	640
410-4362	640
410-4370	640
410-4372	640
410-4380	640
410-4382	640
410-4400	640
410-4402	640
410-4410	640
410-4412	640
410-4420	640
410-4422	640
410-4440	640
410-4442	640
410-4450	640
410-4452	640
410-4460	640
410-4462	640
410-4480	640
410-4482	640
410-4490	641
410-4492	641
410-4500	641
410-4502	641
410-4520	641
410-4522	641
410-4530	641
410-4532	641
410-4540	641
410-4542	641
410-4560	641
410-4562	641
410-4570	641
410-4572	641
410-4580	641
410-4582	641
410-4600	641
410-4602	641
410-4610	641
410-4612	641
410-4620	641
410-4622	641
410-4640	641
410-4642	641
410-4650	641
410-4652	641
410-4660	641
410-4662	641
410-4680	641
410-4682	641
410-4690	652
410-4692	652
410-4700	652
410-4702	652
410-4720	652
410-4722	652
410-4730	652
410-4732	652
410-4740	652
410-4742	652
410-4760	652
410-4762	652
410-4770	652
410-4772	652
410-4780	652
410-4782	652
410-4800	652
410-4802	652
410-4810	654
410-4812	654
410-4820	654
410-4822	654
410-4840	654
410-4842	654
410-4850	654
410-4852	654
410-4860	654
410-4862	654
410-4880	654
410-4882	654
410-4890	654
410-4892	654
410-4900	654
410-4902	654
410-4920	654
410-4922	654
410-6010	659
410-6012	659
410-6020	659
410-6022	659
410-6070	659
410-6072	659
410-6080	659
410-6082	659
410-6100	659
410-6102	659
410-6110	659
410-6112	659
410-6130	659
410-6132	659
410-6140	659
410-6142	659
410-6190	659
410-6192	659
410-6200	659
410-6202	659
410-6210	615
410-6212	615
410-6220	615
410-6222	615
410-6530	652
410-6532	652
410-6540	652
410-6542	652
410-6550	652
410-6552	652
410-6560	652
410-6562	652
410-6570	652
410-6572	652
410-6580	652
410-6582	652
410-6590	654
410-6592	654
410-6600	654
410-6602	654
410-6610	654
410-6612	654
410-6620	654
410-6622	654
410-6630	654
410-6632	654
410-6640	654
410-6642	654
410-6650	652
410-6652	652
410-6660	652
410-6662	652
410-6670	652
410-6672	652
410-6680	652
410-6682	652
410-6690	652
410-6692	652
410-6700	652
410-6702	652
410-6710	652
410-6712	652
410-6720	652
410-6722	652
410-6730	652
410-6732	652
410-6740	652
410-6742	652
410-6750	652
410-6752	652
410-6760	652
410-6762	652
410-6770	653
410-6772	653
410-6780	653
410-6782	653
410-6790	653
410-6792	653
410-6800	654
410-6802	654
410-6810	654
410-6812	654
410-6820	654
410-6822	654
410-6830	654
410-6832	654
410-6840	654
410-6842	654
410-6850	654
410-6852	654
410-6860	654
410-6862	654
410-6870	654
410-6872	654
410-6880	654
410-6882	654
410-6890	654
410-6892	654
410-6900	654
410-6902	654
410-6910	654
410-6912	654
410-6920	655
410-6922	655
410-6930	655
410-6932	655
410-6940	655
410-6942	655
410-6950	644
410-6952	644
410-6960	644
410-6962	644
410-6970	644
410-6972	644
410-6980	644
410-6982	644
410-6990	644
410-6992	644
410-7000	644
410-7002	644
410-7010	644
410-7012	644
410-7020	644
410-7022	644
410-7030	644
410-7032	644
410-7040	644
410-7042	644
410-7050	644
410-7052	644
410-7060	644
410-7062	644
410-7070	645
410-7072	645
410-7080	645
410-7082	645
410-7090	645
410-7092	645
410-7100	646
410-7102	646
410-7110	646
410-7112	646
410-7120	646
410-7122	646
410-7130	646
410-7132	646
410-7140	646
410-7142	646
410-7150	646
410-7152	646
410-7160	646
410-7162	646
410-7170	646
410-7172	646
410-7180	646
410-7182	646
410-7190	646
410-7192	646
410-7200	646
410-7202	646
410-7210	646
410-7212	646
410-7220	646
410-7222	646
410-7230	646
410-7232	646
410-7240	646
410-7242	646
410-7250	644
410-7252	644
410-7260	644
410-7262	644
410-7270	644
410-7272	644
410-7280	644
410-7282	644
410-7290	644
410-7292	644
410-7300	644
410-7302	644
410-7310	644
410-7312	644
410-7320	644
410-7322	644
410-7330	644
410-7332	644
410-7340	644
410-7342	644
410-7350	644
410-7352	644
410-7360	644
410-7362	644
410-7370	645
410-7372	645
410-7380	645
410-7382	645
410-7390	645
410-7392	645
410-7400	646
410-7402	646
410-7410	646
410-7412	646
410-7420	646
410-7422	646
410-7430	646
410-7432	646
410-7440	646
410-7442	646
410-7450	646
410-7452	646
410-7460	646
410-7462	646
410-7470	646
410-7472	646
410-7480	646
410-7482	646
410-7490	646
410-7492	646
410-7500	646
410-7502	646
410-7510	646
410-7512	646
410-7520	647
410-7522	647
410-7530	647
410-7532	647
410-7540	647
410-7542	647
410-8000	688
410-8002	688
410-8010	688
410-8012	688
410-8020	688
410-8022	688
410-8030	688
410-8032	688
410-8040	688
410-8042	688
410-8050	688
410-8052	688
410-8062	688
410-8072	688
410-8080	690
410-8082	690
410-8090	690
410-8092	690
410-8100	690
410-8102	690
410-8110	690
410-8112	690
410-8120	690
410-8122	690
410-8130	690
410-8132	690
410-8142	690
410-8152	690
420-1600	708
420-1601	708
420-1602	708
420-1603	708
420-1604	708
420-1605	708
420-1606	708
420-1607	708
420-1608	708
420-1609	709
420-1610	709
420-1611	709
420-1612	709
420-1613	709
420-1614	709
420-1615	709
420-1616	709
420-1617	709
420-1619	708
420-1620	708
420-1621	708
420-1622	708
420-1623	708
420-1624	708
420-1625	708
420-1626	708
420-1627	708
420-1628	709
420-1629	709
420-1630	709
420-1631	709
420-1632	709
420-1633	709
420-1634	709
420-1635	709
420-1636	709
420-1638	708
420-1639	708
420-1640	708
420-1641	708
420-1642	708
420-1643	708
420-1644	708
420-1645	708
420-1646	708
420-1647	709
420-1648	709
420-1649	709
420-1650	709
420-1651	709
420-1652	709
420-1653	709
420-1654	709
420-1655	709
420-1660	708
420-1661	708
420-1662	708
420-1663	709
420-1664	709
420-1665	709
420-1667	708
420-1668	708
420-1669	708
420-1670	709
420-1671	709
420-1672	709
420-1674	708
420-1675	708
420-1676	708
420-1677	709
420-1678	709
420-1679	709
420-1720	718
420-1721	718
420-1722	718
420-1723	718
420-1724	718
420-1725	718
420-1726	718
420-1727	718
420-1728	718
420-1729	718
420-1730	718
420-1731	718
420-1732	718
420-1733	718
420-1734	718
420-1735	718
420-1736	718
420-1737	718
420-1740	718
420-1741	718
420-1742	718
420-1743	718
420-1744	718
420-1745	718
430-1010	821
430-1012	821
430-1020	821
430-1022	821
430-1060	821
430-1062	821
430-1070	821
430-1072	821
430-1110	821
430-1112	821
430-1120	821
430-1122	821
430-1160	821
430-1162	821
430-1170	821
430-1172	821
430-1210	820
430-1212	820
430-1220	820
430-1222	820
430-1260	820
430-1262	820
430-1270	820
430-1272	820
430-1440	820
430-1442	820
430-1450	820
430-1452	820
430-1460	821
430-1462	821
430-1470	821
430-1472	821
430-1480	821
430-1482	821
430-1490	821
430-1492	821
430-1500	821
430-1502	821
430-1510	821
430-1512	821
430-1520	821
430-1522	821
430-1530	821
430-1532	821
430-1540	820
430-1542	820
430-1550	820
430-1552	820
430-1560	820
430-1562	820
430-1570	820
430-1572	820
430-1580	826
430-1582	826
430-1590	826
430-1592	826
430-1600	827
430-1602	827
430-1610	827
430-1612	827
430-1620	827
430-1622	827
430-1630	827
430-1632	827
430-1640	827
430-1642	827
430-1650	827
430-1652	827
430-1660	828
430-1662	828
430-1670	828
430-1672	828
430-1680	828

ART.-Nº	
430-1682	828
430-1690	828
430-1692	828
430-1700	828
430-1702	828
430-1710	828
430-1712	828
430-1720	829
430-1722	829
430-1730	829
430-1732	829
430-1740	829
430-1742	829
430-1750	829
430-1752	829
430-3170	826
430-3172	826
430-3180	826
430-3182	826
430-3260	826
430-3262	826
430-3270	826
430-3272	826
430-3320	827
430-3322	827
430-3330	827
430-3332	827
430-3440	826
430-3442	826
430-3450	826
430-3452	826
430-3500	826
430-3502	826
430-3510	826
430-3512	826
430-3560	826
430-3562	826
430-3570	826
430-3572	826
430-3620	827
430-3622	827
430-3630	827
430-3632	827
430-3680	827
430-3682	827
430-3690	827
430-3692	827
430-3710	827
430-3712	827
430-3720	827
430-3722	827
430-3740	828
430-3742	828
430-3750	828
430-3752	828
430-3770	828
430-3772	828
430-3780	828
430-3782	828
430-3800	828
430-3802	828
430-3810	828
430-3812	828
430-3830	829
430-3832	829
430-3840	829
430-3842	829
430-3860	829
430-3862	829
430-3870	829
430-3872	829
430-3890	734
430-3892	734
430-3900	734
430-3902	734
430-3920	734
430-3922	734
430-3930	734
430-3932	734
430-3950	734
430-3952	734
430-3960	734
430-3962	734
430-3980	734
430-3982	734
430-3990	734
430-3992	734
430-4010	734
430-4012	734
430-4020	734
430-4022	734
430-4040	734
430-4042	734
430-4050	734
430-4052	734
430-4070	734
430-4072	734
430-4080	734

ART.-Nº	
430-4082	734
430-4100	734
430-4102	734
430-4110	734
430-4112	734
430-4130	734
430-4132	734
430-4140	734
430-4142	734
430-4160	734
430-4162	734
430-4170	734
430-4172	734
430-4190	735
430-4192	735
430-4200	735
430-4202	735
430-4220	735
430-4222	735
430-4230	735
430-4232	735
430-4250	735
430-4252	735
430-4260	735
430-4262	735
430-4280	735
430-4282	735
430-4290	735
430-4292	735
430-4310	735
430-4312	735
430-4320	735
430-4322	735
430-4490	730
430-4492	730
430-4500	730
430-4502	730
430-4520	730
430-4522	730
430-4530	730
430-4532	730
430-4550	730
430-4552	730
430-4560	730
430-4562	730
430-4580	730
430-4582	730
430-4590	730
430-4592	730
430-4610	730
430-4612	730
430-4620	730
430-4622	730
430-4640	726
430-4642	726
430-4650	726
430-4652	726
430-4670	726
430-4672	726
430-4680	726
430-4682	726
430-4700	726
430-4702	726
430-4710	726
430-4712	726
430-4730	726
430-4732	726
430-4740	726
430-4742	726
430-4760	726
430-4762	726
430-4770	726
430-4772	726
430-4780	734
430-4782	734
430-4790	734
430-4792	734
430-4800	734
430-4802	734
430-4810	734
430-4812	734
430-4820	734
430-4822	734
430-4830	734
430-4832	734
430-4840	734
430-4842	734
430-4850	734
430-4852	734
430-4860	734
430-4862	734
430-4880	726
430-4882	726
430-4890	726
430-4892	726
430-4910	726
430-4912	726
430-4920	726

ART.-Nº	
430-4922	726
430-4940	726
430-4942	726
430-4950	726
430-4952	726
430-4970	726
430-4972	726
430-4980	726
430-4982	726
430-5000	726
430-5002	726
430-5010	726
430-5012	726
430-5030	726
430-5032	726
430-5040	726
430-5042	726
430-5060	726
430-5062	726
430-5070	726
430-5072	726
430-5090	726
430-5092	726
430-5100	726
430-5102	726
430-5120	726
430-5122	726
430-5130	726
430-5132	726
430-5150	726
430-5152	726
430-5160	726
430-5162	726
430-5170	735
430-5172	735
430-5180	735
430-5182	735
430-5190	735
430-5192	735
430-5200	735
430-5202	735
430-5210	735
430-5212	735
430-5220	735
430-5222	735
430-5230	735
430-5232	735
430-5240	735
430-5242	735
430-9001	820
430-9002	820
430-9003	820
430-9004	820
440-0001	768, 806
440-0002	768, 806
440-0010	754
440-0011	754
440-0012	754
440-0013	754
440-0014	754
440-0015	754
440-0016	754
440-0017	754
440-0018	754
440-0033	754
440-0034	754
440-0035	754
440-0050	785
440-0051	786
440-0052	786
44-01098	858
510-0000	848
510-0010	850
510-0020	848
510-0030	850
510-0040	848
510-0050	850
510-0060	848
510-0070	850
510-0080	848
510-0090	850
55-100B	426
55-100G	426
55-100L	426
55-100O	426
55-100R	426
55-100S	426
55-100T	426
55-100Y	426
55-101L	426
55-120B	426
55-120G	426
55-120L	426
55-120O	426
55-120R	426
55-120S	426
55-120T	426
55-120Y	426

ART.-Nº	
55-121L	426
7-00001-00	743
7-00002-02	743
7-00003-00	743
7-00004-02	743
7-00005-00	743
7-00006-02	743
7-00007-00	743
7-00008-02	743
7-00009-00	743
7-00010-02	743
7-00011-00	743
7-00012-02	743
7-00013-00	743
7-00014-02	743
7-00015-00	743
7-00016-02	743
7-00017-00	743
7-00018-02	743
7-00019-00	743
7-00020-02	743
7-00021-00	532
7-00022-02	532
7-00023-00	532
7-00024-02	532
7-00025-00	532
7-00026-02	532
7-00027-00	532
7-00028-02	532
7-00029-00	532
7-00030-02	532
7-00031-00	532
7-00032-02	532
7-00033-00	532
7-00034-02	532
7-00035-00	532
7-00036-02	532
7-00037-00	532
7-00038-02	532
7-00039-00	532
7-00040-02	532
7-00061-00	745
7-00062-02	745
7-00063-00	745
7-00064-02	745
7-00065-00	745
7-00066-02	745
7-00067-00	745
7-00068-02	745
7-00069-00	745
7-00070-02	745
7-00071-00	745
7-00072-02	745
7-00073-00	745
7-00074-02	745
7-00075-00	745
7-00076-02	745
7-00077-00	745
7-00078-02	745
7-00079-00	745
7-00080-02	745
7-00101-00	533
7-00102-02	533
7-00103-00	533
7-00104-02	533
7-00105-00	533
7-00106-02	533
7-00107-00	533
7-00108-02	533
7-00109-00	533
7-00110-02	533
7-00111-00	533
7-00112-02	533
7-00113-00	533
7-00114-02	533
7-00115-00	533
7-00116-02	533
7-00117-00	533
7-00118-02	533
7-00119-00	533
7-00120-02	533
7-00121-00	749
7-00122-02	749
7-00123-00	749
7-00124-02	749
7-00125-00	749
7-00126-02	749
7-00127-00	749
7-00128-02	749
7-00129-00	749
7-00130-02	749
7-00131-00	749
7-00132-02	749
7-00133-00	749
7-00134-02	749
7-00135-00	749
7-00136-02	749
7-00137-00	749

ART.-Nº	
7-00138-02	749
7-00139-00	749
7-00140-02	749
7-00141-00	536
7-00142-02	536
7-00143-00	536
7-00144-02	536
7-00145-00	536
7-00146-02	536
7-00147-00	536
7-00148-02	536
7-00149-00	536
7-00150-02	536
7-00151-00	536
7-00152-02	536
7-00153-00	536
7-00154-02	536
7-00155-00	536
7-00156-02	536
7-00157-00	536
7-00158-02	536
7-00159-00	536
7-00160-02	536
7-00161-00	387
7-00162-02	387
7-00163-00	387
7-00164-02	387
7-00165-00	387
7-00166-02	387
7-00167-00	387
7-00168-02	387
7-00169-00	387
7-00170-02	387
7-00171-00	387
7-00172-02	387
7-00173-00	387
7-00174-02	387
7-00175-00	387
7-00176-02	387
7-00177-00	387
7-00178-02	387
7-00179-00	387
7-00180-02	387
7-00181-00	189
7-00182-02	189
7-00183-00	189
7-00184-02	189
7-00185-00	189
7-00186-02	189
7-00187-00	189
7-00188-02	189
7-00189-00	189
7-00190-02	189
7-00191-00	189
7-00192-02	189
7-00193-00	189
7-00194-02	189
7-00195-00	189
7-00196-02	189
7-00197-00	189
7-00198-02	189
7-00199-00	189
7-00200-02	189
7-00234-00	809
7-00235-02	809
7-00236-00	809
7-00237-02	809
7-00238-00	809
7-00239-02	809
7-00240-00	809
7-00241-02	809
7-00242-00	809
7-00243-02	809
7-00244-00	809
7-00245-02	809
7-00246-00	809
7-00247-02	809
7-00248-00	809
7-00249-02	809
7-00250-00	809
7-00251-02	809
7-00252-00	809
7-00253-02	809
7-00254-00	809
7-00255-02	809
7-00256-00	809
7-00257-02	809
7-00258-00	809
7-00259-02	809
7-00260-00	809
7-00261-02	809
7-00262-00	809
7-00263-02	809
7-00264-00	809
7-00265-02	809
7-00266-00	811
7-00267-02	811
7-00268-00	811

ART.-Nº	
7-00269-02	811
7-00270-00	811
7-00271-02	811
7-00272-00	811
7-00273-02	811
7-00274-00	811
7-00275-02	811
7-00276-00	811
7-00277-02	811
7-00278-00	811
7-00279-02	811
7-00280-00	811
7-00281-02	811
7-00282-00	811
7-00283-02	811
7-00284-00	811
7-00285-02	811
7-00286-00	811
7-00287-02	811
7-00288-00	811
7-00289-02	811
7-00290-00	811
7-00291-02	811
7-00292-00	811
7-00293-02	811
7-00294-00	811
7-00295-02	811
7-00296-00	811
7-00297-02	811
7-00298-00	545
7-00299-02	545
7-00300-00	545
7-00301-02	545
7-00302-00	545
7-00303-02	545
7-00304-00	545
7-00305-02	545
7-00306-00	545
7-00307-02	545
7-00308-00	545
7-00309-02	545
7-00310-00	545
7-00311-02	545
7-00312-00	545
7-00313-02	545
7-00314-00	545
7-00315-02	545
7-00316-00	545
7-00317-02	545
7-00318-00	545
7-00319-02	545
7-00320-00	545
7-00321-02	545
7-00322-00	545
7-00323-02	545
7-00324-00	545
7-00325-02	545
7-00326-00	545
7-00327-02	545
7-00328-00	545
7-00329-02	545
7-00330-00	397
7-00331-02	397
7-00332-00	397
7-00333-02	397
7-00334-00	397
7-00335-02	397
7-00336-00	397
7-00337-02	397
7-00338-00	397
7-00339-02	397
7-00340-00	397
7-00341-02	397
7-00342-00	397
7-00343-02	397
7-00344-00	397
7-00345-02	397
7-00346-00	397
7-00347-02	397
7-00348-00	397
7-00349-02	397
7-00350-00	397
7-00351-02	397
7-00352-00	397
7-00353-02	397
7-00354-00	397
7-00355-02	397
7-00356-00	397
7-00357-02	397
7-00358-00	397
7-00359-02	397
7-00360-00	397
7-00361-02	397
7-00362-00	199
7-00363-02	199
7-00364-00	199
7-00365-02	199
7-00366-00	199

ART.-Nº	
7-00367-02	199
7-00368-00	199
7-00369-02	199
7-00370-00	199
7-00371-02	199
7-00372-00	199
7-00373-02	199
7-00374-00	199
7-00375-02	199
7-00376-00	199
7-00377-02	199
7-00378-00	199
7-00379-02	199
7-00380-00	199
7-00381-02	199
7-00382-00	543
7-00383-02	543
7-00384-00	543
7-00385-02	543
7-00386-00	543
7-00387-02	543
7-00388-00	543
7-00389-02	543
7-00390-00	543
7-00391-02	543
7-00392-00	543
7-00393-02	543
7-00394-00	543
7-00395-02	543
7-00396-00	543
7-00397-02	543
7-00398-00	543
7-00399-02	543
7-00400-00	543
7-00401-02	543
7-00402-00	543
7-00403-02	543
7-00404-00	543
7-00405-02	543
7-00406-00	543
7-00407-02	543
7-00408-00	543
7-00409-02	543
7-00410-00	543
7-00411-02	543
7-00412-00	543
7-00413-02	543
7-00414-00	395
7-00415-02	395
7-00416-00	395
7-00417-02	395
7-00418-00	395
7-00419-02	395
7-00420-00	395
7-00421-02	395
7-00422-00	395
7-00423-02	395
7-00424-00	395
7-00425-02	395
7-00426-00	395
7-00427-02	395
7-00428-00	395
7-00429-02	395
7-00430-00	395
7-00431-02	395
7-00432-00	395
7-00433-02	395
7-00434-00	395
7-00435-02	395
7-00436-00	395
7-00437-02	395
7-00438-00	395
7-00439-02	395
7-00440-00	395
7-00441-02	395
7-00442-00	395
7-00443-02	395
7-00444-00	395
7-00445-02	395
7-00446-00	196
7-00447-02	196
7-00448-00	196
7-00449-02	196
7-00450-00	196
7-00451-02	196
7-00452-00	196
7-00453-02	196
7-00454-00	196
7-00455-02	196
7-00456-00	196
7-00457-02	196
7-00458-00	196
7-00459-02	196
7-00460-00	196
7-00461-02	196
7-00462-00	196
7-00463-02	196
7-00464-00	196

ART.-Nº	
7-00465-02	196
7-00570-00	549
7-00571-02	549
7-00572-00	549
7-00573-02	549
7-00574-00	549
7-00575-02	549
7-00576-00	549
7-00577-02	549
7-00578-00	549
7-00579-02	549
7-00580-00	549
7-00581-02	549
7-00582-00	549
7-00583-02	549
7-00584-00	549
7-00585-02	549
7-00586-00	549
7-00587-02	549
7-00588-00	549
7-00589-02	549
7-00710-00	195
7-00711-02	195
7-00712-00	195
7-00713-02	195
7-00714-00	195
7-00715-02	195
7-00716-00	195
7-00717-02	195
7-00718-00	195
7-00719-02	195
7-00720-00	195
7-00721-02	195
7-00722-00	195
7-00723-02	195
7-00724-00	195
7-00725-02	195
7-00726-00	195
7-00727-02	195
7-00728-00	195
7-00729-02	195
7-00730-00	155
7-00731-02	155
7-00732-00	155
7-00733-02	155
7-00734-00	155
7-00735-02	155
7-00736-00	155
7-00737-02	155
7-00738-00	155
7-00739-02	155
7-00740-00	155
7-00741-02	155
7-00742-00	155
7-00743-02	155
7-00744-00	155
7-00745-02	155
7-00746-00	155
7-00747-02	155
7-00748-00	155
7-00749-02	155
7-00750-00	155
7-00751-02	155
7-00752-00	155
7-00753-02	155
7-00754-00	155
7-00755-02	155
7-00756-00	155
7-00757-02	155
7-00758-00	155
7-00759-02	155
7-00760-00	155
7-00761-02	155
7-00762-00	155
7-00763-02	155
7-00764-00	155
7-00765-02	155
7-00766-00	155
7-00767-02	155
7-00768-00	155
7-00769-02	155
7-00770-00	155
7-00771-02	155
7-00772-00	155
7-00773-02	155
7-00774-00	155
7-00775-02	155
7-00776-00	155
7-00777-02	155
7-00778-00	156
7-00779-02	156
7-00780-00	156
7-00781-02	156
7-00782-00	156
7-00783-02	156
7-00784-00	156
7-00785-02	156
7-00786-00	156

ART.-Nº	
7-00787-02	156
7-00788-00	156
7-00789-02	156
7-00790-00	157
7-00791-02	157
7-00792-00	157
7-00793-02	157
7-00794-00	157
7-00795-02	157
7-00796-00	156
7-00797-02	156
7-00798-00	156
7-00799-02	156
7-00800-00	156
7-00801-02	156
7-00802-00	157
7-00803-02	157
7-00804-00	157
7-00805-02	157
7-00806-00	157
7-00807-02	157
7-00808-00	156
7-00809-02	156
7-00810-00	156
7-00811-02	156
7-00812-00	156
7-00813-02	156
7-00814-00	156
7-00815-02	156
7-00816-00	156
7-00817-02	156
7-00818-00	156
7-00819-02	156
7-00820-00	156
7-00821-02	156
7-00822-00	156
7-00823-02	156
7-00824-00	156
7-00825-02	156
7-00826-00	157
7-00827-02	157
7-00828-00	157
7-00829-02	157
7-00830-00	157
7-00831-02	157
7-00832-00	157
7-00833-02	157
7-00834-00	157
7-00835-02	157
7-00836-00	157
7-00837-02	157
7-00838-00	157
7-00839-02	157
7-00840-00	157
7-00841-02	157
7-00842-00	157
7-00843-02	157
7-00844-00	157
7-00845-02	157
7-00846-00	157
7-00847-02	157
7-00848-00	157
7-00849-02	157
7-00850-00	157
7-00851-02	157
7-00852-00	157
7-00853-02	157
7-00854-00	157
7-00855-02	157
7-00856-00	157
7-00857-02	157
7-00858-00	157
7-00859-02	157
7-00860-00	157
7-00861-02	157
7-00862-00	169
7-00863-02	169
7-00864-00	169
7-00865-02	169
7-00866-00	169
7-00867-02	169
7-00868-00	169
7-00869-02	169
7-00870-00	169
7-00871-02	169
7-00872-00	169
7-00873-02	169
7-00874-00	770
7-00876-02	770
7-00877-00	770
7-00878-00	770
7-00879-02	770
7-00880-00	776
7-00881-02	776
7-00882-00	776
7-00883-02	776
7-00884-00	776
7-00885-02	776

ART.-Nº	
7-00886-00	772
7-00887-02	772
7-00888-00	772
7-00889-02	772
7-00890-00	772
7-00891-02	772
7-00892-00	772
7-00893-02	772
7-00894-00	772
7-00895-02	772
7-00896-00	772
7-00897-02	772
7-00898-00	773
7-00899-02	773
7-00900-00	773
7-00901-02	773
7-00902-00	773
7-00903-02	773
7-00904-00	772
7-00905-02	772
7-00906-00	772
7-00907-02	772
7-00908-00	772
7-00909-02	772
7-00910-00	773
7-00911-02	773
7-00912-00	773
7-00913-02	773
7-00914-00	773
7-00915-02	773
7-00916-00	773
7-00917-02	773
7-00918-00	773
7-00919-02	773
7-00920-00	773
7-00921-02	773
7-00922-00	775
7-00923-02	775
7-00924-00	775
7-00925-02	775
7-00926-00	775
7-00927-02	775
7-00928-00	775
7-00929-02	775
7-00930-00	775
7-00931-02	775
7-00932-00	775
7-00933-02	775
7-00934-00	770
7-00935-02	770
7-00936-00	770
7-00937-02	770
7-00938-00	770
7-00939-02	770
7-00940-00	770
7-00941-02	770
7-00942-00	770
7-00943-02	770
7-00944-00	770
7-00945-02	770
7-00946-00	774
7-00947-02	774
7-00948-00	774
7-00949-02	774
7-00950-00	774
7-00951-02	774
7-00952-00	774
7-00953-02	774
7-00954-00	774
7-00955-02	774
7-00956-00	774
7-00957-02	774
7-00958-00	775
7-00959-02	775
7-00960-00	775
7-00961-02	775
7-00962-00	775
7-00963-02	775
7-00964-00	775
7-00965-02	775
7-00966-00	775
7-00967-02	775
7-00968-00	775
7-00969-02	775
7-00970-00	776
7-00971-02	776
7-00972-00	776
7-00973-02	776
7-00974-00	776
7-00975-02	776
7-00976-00	776
7-00977-02	776
7-00978-00	776
7-00979-02	776
7-00980-00	776
7-00981-02	776
7-00982-00	771
7-00983-02	771

ART.-Nº	
7-00984-00	771
7-00985-02	771
7-00986-00	771
7-00987-02	771
7-00988-00	771
7-00989-02	771
7-00990-00	771
7-00991-02	771
7-00992-00	771
7-00993-02	771
7-00994-00	771
7-00995-02	771
7-00996-00	771
7-00997-02	771
7-00998-00	771
7-00999-02	771
7-01000-00	771
7-01001-02	771
7-01002-00	771
7-01003-02	771
7-01004-00	771
7-01005-02	771
7-01006-00	771
7-01007-02	771
7-01008-00	771
7-01009-02	771
7-01010-00	771
7-01011-02	771
7-01012-00	771
7-01013-02	771
7-01014-00	771
7-01015-02	771
7-01016-00	771
7-01017-02	771
7-01018-00	771
7-01019-02	771
7-01020-00	771
7-01021-02	771
7-01022-00	771
7-01023-02	771
7-01024-00	771
7-01025-02	771
7-01026-00	771
7-01027-02	771
7-01028-00	771
7-01029-02	771
7-01030-00	771
7-01031-02	771
7-01032-00	771
7-01033-02	771
7-01034-00	771
7-01035-02	771
7-01036-00	771
7-01037-02	771
7-01038-00	771
7-01039-02	771
7-01040-00	771
7-01041-02	771
7-01042-00	572
7-01043-02	572
7-01044-00	572
7-01045-02	572
7-01046-00	572
7-01047-02	572
7-01048-00	577
7-01049-02	577
7-01050-00	577
7-01051-02	577
7-01052-00	577
7-01053-02	577
7-01054-00	574
7-01055-02	574
7-01056-00	574
7-01057-02	574
7-01058-00	574
7-01059-02	574
7-01060-00	574
7-01061-02	574
7-01062-00	574
7-01063-02	574
7-01064-00	574
7-01065-02	574
7-01066-00	575
7-01067-02	575
7-01068-00	575
7-01069-02	575
7-01070-00	575
7-01071-02	575
7-01072-00	574
7-01073-02	574
7-01074-00	574
7-01075-02	574
7-01076-00	574
7-01077-02	574
7-01078-00	575
7-01079-02	575
7-01080-00	575
7-01081-02	575

ART.-Nº	
7-01082-00	575
7-01083-02	575
7-01084-00	575
7-01085-02	575
7-01086-00	575
7-01087-02	575
7-01088-00	575
7-01089-02	575
7-01090-00	577
7-01091-02	577
7-01092-00	577
7-01093-02	577
7-01094-00	577
7-01095-02	577
7-01096-00	577
7-01097-02	577
7-01098-00	577
7-01099-02	577
7-01100-00	577
7-01101-02	577
7-01102-00	572
7-01103-02	572
7-01104-00	572
7-01105-02	572
7-01106-00	572
7-01107-02	572
7-01108-00	572
7-01109-02	572
7-01110-00	572
7-01111-02	572
7-01112-00	572
7-01113-02	572
7-01114-00	576
7-01115-02	576
7-01116-00	576
7-01117-02	576
7-01118-00	576
7-01119-02	576
7-01120-00	576
7-01121-02	576
7-01122-00	576
7-01123-02	576
7-01124-00	576
7-01125-02	576
7-01126-00	577
7-01127-02	577
7-01128-00	577
7-01129-02	577
7-01130-00	577
7-01131-02	577
7-01132-00	577
7-01133-02	577
7-01134-00	577
7-01135-02	577
7-01136-00	577
7-01137-02	577
7-01138-00	577
7-01139-02	577
7-01140-00	577
7-01141-02	577
7-01142-00	577
7-01143-02	577
7-01144-00	577
7-01145-02	577
7-01146-00	577
7-01147-02	577
7-01148-00	577
7-01149-02	577
7-01150-00	573
7-01151-02	573
7-01152-00	573
7-01153-02	573
7-01154-00	573
7-01155-02	573
7-01156-00	573
7-01157-02	573
7-01158-00	573
7-01159-02	573
7-01160-00	573
7-01161-02	573
7-01162-00	573
7-01163-02	573
7-01164-00	573
7-01165-02	573
7-01166-00	573
7-01167-02	573
7-01168-00	573
7-01169-02	573
7-01170-00	573
7-01171-02	573
7-01172-00	573
7-01173-02	573
7-01174-00	573
7-01175-02	573
7-01176-00	573
7-01177-02	573
7-01178-00	573
7-01179-02	573

ART.-Nº	
7-01180-00	573
7-01181-02	573
7-01182-00	573
7-01183-02	573
7-01184-00	573
7-01185-02	573
7-01186-00	573
7-01187-02	573
7-01188-00	573
7-01189-02	573
7-01190-00	573
7-01191-02	573
7-01192-00	573
7-01193-02	573
7-01194-00	573
7-01195-02	573
7-01196-00	573
7-01197-02	573
7-01198-00	573
7-01199-02	573
7-01200-00	573
7-01201-02	573
7-01202-00	573
7-01203-02	573
7-01204-00	573
7-01205-02	573
7-01206-00	573
7-01207-02	573
7-01208-00	573
7-01209-02	573
7-01210-00	405
7-01211-02	405
7-01212-00	405
7-01213-02	405
7-01214-00	405
7-01215-02	405
7-01216-00	409
7-01217-02	409
7-01218-00	409
7-01219-02	409
7-01220-00	409
7-01221-02	409
7-01222-00	405
7-01223-02	405
7-01224-00	405
7-01225-02	405
7-01226-00	405
7-01227-02	405
7-01228-00	406
7-01229-02	406
7-01230-00	406
7-01231-02	406
7-01232-00	406
7-01233-02	406
7-01234-00	407
7-01235-02	407
7-01236-00	407
7-01237-02	407
7-01238-00	407
7-01239-02	407
7-01240-00	405
7-01241-02	405
7-01242-00	405
7-01243-02	405
7-01244-00	405
7-01245-02	405
7-01246-00	406
7-01247-02	406
7-01248-00	406
7-01249-02	406
7-01250-00	406
7-01251-02	406
7-01252-00	407
7-01253-02	407
7-01254-00	407
7-01255-02	407
7-01256-00	407
7-01257-02	407
7-01258-00	408
7-01259-02	408
7-01260-00	408
7-01261-02	408
7-01262-00	408
7-01263-02	408
7-01264-00	408
7-01265-02	408
7-01266-00	408
7-01267-02	408
7-01268-00	408
7-01269-02	408
7-01270-00	405
7-01271-02	405
7-01272-00	405
7-01273-02	405
7-01274-00	405
7-01275-02	405
7-01276-00	405
7-01277-02	405

ART.-Nº	
7-01278-00	405
7-01279-02	405
7-01280-00	405
7-01281-02	405
7-01282-00	407
7-01283-02	407
7-01284-00	407
7-01285-02	407
7-01286-00	407
7-01287-02	407
7-01288-00	408
7-01289-02	408
7-01290-00	408
7-01291-02	408
7-01292-00	408
7-01293-02	408
7-01294-00	408
7-01295-02	408
7-01296-00	408
7-01297-02	408
7-01298-00	408
7-01299-02	408
7-01300-00	408
7-01301-02	408
7-01302-00	408
7-01303-02	408
7-01304-00	408
7-01305-02	408
7-01306-00	409
7-01307-02	409
7-01308-00	409
7-01309-02	409
7-01310-00	409
7-01311-02	409
7-01312-00	409
7-01313-02	409
7-01314-00	409
7-01315-02	409
7-01316-00	409
7-01317-02	409
7-01318-00	404
7-01319-02	404
7-01320-00	404
7-01321-02	404
7-01322-00	404
7-01323-02	404
7-01324-00	404
7-01325-02	404
7-01326-00	404
7-01327-02	404
7-01328-00	404
7-01329-02	404
7-01330-00	404
7-01331-02	404
7-01332-00	404
7-01333-02	404
7-01334-00	404
7-01335-02	404
7-01336-00	404
7-01337-02	404
7-01338-00	404
7-01339-02	404
7-01340-00	404
7-01341-02	404
7-01342-00	404
7-01343-02	404
7-01344-00	404
7-01345-02	404
7-01346-00	404
7-01347-02	404
7-01348-00	404
7-01349-02	404
7-01350-00	404
7-01351-02	404
7-01352-00	404
7-01353-02	404
7-01354-00	404
7-01355-02	404
7-01356-00	404
7-01357-02	404
7-01358-00	404
7-01359-02	404
7-01360-00	404
7-01361-02	404
7-01362-00	404
7-01363-02	404
7-01364-00	404
7-01365-02	404
7-01366-00	404
7-01367-02	404
7-01368-00	404
7-01369-02	404
7-01370-00	404
7-01371-02	404
7-01372-00	404
7-01373-02	404
7-01374-00	404
7-01375-02	404

ART.-Nº	
7-01376-00	404
7-01377-02	404
7-01378-00	807
7-01379-02	807
7-01381-00	807
7-01382-02	807
7-01383-00	807
7-01384-02	807
7-01391-00	807
7-01392-02	807
7-01393-00	807
7-01394-02	807
7-01395-00	807
7-01396-02	807
7-01397-00	807
7-01398-02	807
7-01399-00	807
7-01400-02	807
7-01401-00	807
7-01402-02	807
7-01415-00	541
7-01416-02	541
7-01417-00	541
7-01418-02	541
7-01419-00	541
7-01420-02	541
7-01427-00	541
7-01428-02	541
7-01429-00	541
7-01430-02	541
7-01431-00	541
7-01432-02	541
7-01433-00	541
7-01434-02	541
7-01435-00	541
7-01436-02	541
7-01437-00	541
7-01438-02	541
7-01451-00	393
7-01452-02	393
7-01453-00	393
7-01454-02	393
7-01455-00	393
7-01456-02	393
7-01463-00	393
7-01464-02	393
7-01465-00	393
7-01466-02	393
7-01467-00	393
7-01468-02	393
7-01469-00	393
7-01470-02	393
7-01471-00	393
7-01472-02	393
7-01473-00	393
7-01474-02	393
7-01487-00	167
7-01488-02	167
7-01489-00	167
7-01490-02	167
7-01491-00	167
7-01492-02	167
7-01493-00	167
7-01494-02	167
7-01495-00	167
7-01496-02	167
7-01497-00	167
7-01498-02	167
7-01499-00	755
7-01500-00	755
7-01501-00	755
7-01502-00	755
7-01503-00	755
7-01504-00	755
7-01505-00	755
7-01506-00	755
7-01507-00	755
7-01551-00	784
7-01552-02	784
7-01553-00	784
7-01554-02	784
7-01555-00	784
7-01556-02	784
7-01557-00	784
7-01558-02	784
7-01559-00	784
7-01560-02	784
7-01561-00	784
7-01562-02	784
7-01563-00	784
7-01564-02	784
7-01565-00	784
7-01566-02	784
7-01567-00	784
7-01568-02	784
7-01569-00	784
7-01570-02	784
7-01571-00	784

ART.-Nº	
7-01572-02	784
7-01573-00	784
7-01574-02	784
7-01575-00	784
7-01576-02	784
7-01577-00	784
7-01578-02	784
7-01579-00	784
7-01580-02	784
7-01581-00	784
7-01582-02	784
7-01583-00	784
7-01584-02	784
7-01585-00	784
7-01586-02	784
7-01587-00	784
7-01588-02	784
7-01589-00	784
7-01590-02	784
7-01591-00	784
7-01592-02	784
7-01593-00	784
7-01594-02	784
7-01595-00	784
7-01596-02	784
7-01597-00	784
7-01597-02	784
7-01598-00	784
7-01599-02	784
7-01600-00	784
7-01601-02	784
7-01602-00	784
7-01603-02	784
7-01604-00	784
7-01605-02	784
7-01606-00	784
7-01607-02	784
7-01608-00	784
7-01609-02	784
7-01610-00	784
7-01611-02	784
7-01612-00	784
7-01613-02	784
7-01614-00	784
7-01615-02	784
7-01616-00	784
7-01617-02	784
7-01618-00	784
7-01619-02	784
7-01620-00	784
7-01621-02	784
7-01622-00	785
7-01624-02	785
7-01626-00	785
7-01628-02	785
7-01629-00	785
7-01630-02	785
7-01631-00	785
7-01632-02	785
7-01633-00	785
7-01634-02	785
7-01635-00	785
7-01636-02	785
7-01637-00	789
7-01638-02	789
7-01639-00	789
7-01640-02	789
7-01641-00	789
7-01642-02	789
7-01643-00	789
7-01644-02	789
7-01645-00	789
7-01646-02	789
7-01647-00	789
7-01648-02	789
7-01649-00	790
7-01650-02	790
7-01651-00	790
7-01652-02	790
7-01653-00	790
7-01654-02	790
7-01655-00	789
7-01656-02	789
7-01657-00	789
7-01658-02	789
7-01659-00	789
7-01660-02	789
7-01661-00	790
7-01662-02	790
7-01663-00	790
7-01664-02	790
7-01665-00	790
7-01666-02	790
7-01667-00	790
7-01668-02	790
7-01669-00	790
7-01670-02	790
7-01671-00	790

ART.-Nº	
7-01672-02	790
7-01673-00	792
7-01674-02	792
7-01675-00	792
7-01676-02	792
7-01677-00	792
7-01678-02	792
7-01679-00	792
7-01680-02	792
7-01681-00	792
7-01682-02	792
7-01683-00	792
7-01684-02	792
7-01685-00	785
7-01686-02	785
7-01687-00	785
7-01688-02	785
7-01689-00	785
7-01690-02	785
7-01691-00	785
7-01692-02	785
7-01693-00	785
7-01694-02	785
7-01695-00	785
7-01696-02	785
7-01697-00	791
7-01698-02	791
7-01699-00	791
7-01700-02	791
7-01701-00	791
7-01702-02	791
7-01703-00	791
7-01704-02	791
7-01705-00	791
7-01706-02	791
7-01707-00	791
7-01708-02	791
7-01709-00	792
7-01710-02	792
7-01711-00	792
7-01712-02	792
7-01713-00	792
7-01714-02	792
7-01715-00	792
7-01716-02	792
7-01717-00	792
7-01718-02	792
7-01719-00	792
7-01720-02	792
7-01721-00	785
7-01722-02	785
7-01723-00	785
7-01724-02	785
7-01725-00	785
7-01726-02	785
7-01727-00	785
7-01728-02	785
7-01729-00	785
7-01730-02	785
7-01731-00	785
7-01732-02	785
7-01733-00	788
7-01734-02	788
7-01735-00	788
7-01736-00	788
7-01736-02	788
7-01737-02	788
7-01738-00	788
7-01739-02	788
7-01740-00	788
7-01741-02	788
7-01742-00	788
7-01743-02	788
7-01744-00	788
7-01745-02	788
7-01746-00	788
7-01747-02	788
7-01748-00	788
7-01749-02	788
7-01750-00	788
7-01751-02	788
7-01752-00	788
7-01753-02	788
7-01754-00	788
7-01755-02	788
7-01756-00	788
7-01757-02	788
7-01758-00	788
7-01759-02	788
7-01760-00	788
7-01761-02	788
7-01762-00	788
7-01763-02	788
7-01764-00	788
7-01765-02	788
7-01766-00	788
7-01767-02	788
7-01768-00	788

ART.-Nº	
7-01769-02	788
7-01770-00	788
7-01771-02	788
7-01772-00	788
7-01773-02	788
7-01774-00	788
7-01775-02	788
7-01776-00	788
7-01777-02	788
7-01778-00	788
7-01779-02	788
7-01780-00	788
7-01781-02	788
7-01782-00	788
7-01783-02	788
7-01784-00	788
7-01785-02	788
7-01786-00	788
7-01787-02	788
7-01788-00	788
7-01789-02	788
7-01790-00	788
7-01791-02	788
7-01999-02	770
7-02000-00	156
7-02001-02	156
7-02002-00	156
7-02003-02	156
7-02004-00	156
7-02005-02	156
7-02006-00	157
7-02007-02	157
7-02008-00	157
7-02009-02	157
7-02010-00	157
7-02011-02	157
7-02012-00	772
7-02013-02	772
7-02014-00	772
7-02015-02	772
7-02016-00	772
7-02017-02	772
7-02018-00	773
7-02019-02	773
7-02020-00	773
7-02021-02	773
7-02022-00	773
7-02023-02	773
7-02024-00	774
7-02025-02	774
7-02026-00	774
7-02027-02	774
7-02028-00	774
7-02029-02	774
7-02030-00	774
7-02031-02	774
7-02032-00	774
7-02033-02	774
7-02034-00	774
7-02035-02	774
7-02036-00	574
7-02037-02	574
7-02038-00	574
7-02039-02	574
7-02040-00	574
7-02041-02	574
7-02042-00	575
7-02043-02	575
7-02044-00	575
7-02045-02	575
7-02046-00	575
7-02047-02	575
7-02048-00	576
7-02049-02	576
7-02050-00	576
7-02051-02	576
7-02052-00	576
7-02053-02	576
7-02054-00	576
7-02055-02	576
7-02056-00	576
7-02057-02	576
7-02058-00	576
7-02059-02	576
7-02060-00	406
7-02061-02	406
7-02062-00	406
7-02063-02	406
7-02064-00	406
7-02065-02	406
7-02066-00	406
7-02067-02	406
7-02068-00	406
7-02069-02	406
7-02070-00	406
7-02071-02	406
7-02072-00	407
7-02073-02	407

ART.-Nº	
7-02074-00	407
7-02075-02	407
7-02076-00	407
7-02077-02	407
7-02078-00	408
7-02079-02	408
7-02080-00	408
7-02081-02	408
7-02082-00	408
7-02083-02	408
7-02084-00	789
7-02085-02	789
7-02086-00	789
7-02087-02	789
7-02088-00	789
7-02089-02	789
7-02090-00	790
7-02091-02	790
7-02092-00	790
7-02093-02	790
7-02094-00	790
7-02095-02	790
7-02096-00	791
7-02097-02	791
7-02098-00	791
7-02099-02	791
7-02100-00	791
7-02101-02	791
7-02102-00	791
7-02103-02	791
7-0210400	791
7-02105-02	791
7-02106-00	791
7-02107-02	791
800-1001	77, 81, 297, 301, 305, 308, 309
800-1002	77, 297, 301, 308
800-1003	128, 363, 364, 365, 369, 371
800-1004	128, 363, 365, 369, 371
800-1005	161, 495
800-1006	161, 495
800-1007	495
800-1008	151, 480, 505
800-1009	85, 151, 161, 167, 169, 312, 480, 495, 505, 506, 879
800-1010	151, 480, 505
800-1011	68, 72, 276, 281, 288
800-1012	284, 484
800-1021	77, 81, 297, 301, 305, 308, 309
800-1022	77, 297, 301, 308
800-1023	128, 363, 364, 365, 369, 371
800-1024	128, 363, 365, 369, 371
800-1025	161, 495
800-1026	161, 495
800-1027	495
800-1028	151, 480, 505
800-1029	85, 151, 161, 167, 169, 312, 480, 495, 505, 506
800-1030	151, 480, 505
800-1031	68, 72, 276, 281, 288
800-1032	284, 484
800-1041	77, 81, 297, 301 305, 308, 309
800-1042	77, 297, 301, 308
800-1043	128, 363, 364, 365, 369, 371
800-1044	128, 363, 365, 369, 371
800-1045	161, 495
800-1046	161, 495
800-1047	495
800-1048	151, 480, 505
800-1049	85, 151, 161, 167, 169, 312, 480, 495, 505, 506, 879
800-1050	151, 480, 505
800-1051	68, 72, 276, 281, 288
800-1052	284, 484
800-1200	858
800-1201	858
800-1202	859
800-1203	859
800-1204	859
800-1205	859
800-1220	859
800-1222	858
800-1228	858
800-1229	859

ART.-Nº	
800-1242	859
800-1244	859
800-1245	859
800-1246	860
800-1247	858
800-1248	858
800-1249	859
800-1250	859
800-1251	858
800-1300	855
800-1301	855
800-1302	855
800-1303	855
800-1304	855
800-1305	855
800-1306	857
800-1307	857
810-0100	208,218,553,757
810-0102	208,218,553,757
810-0110	208,218,553,757
810-0112	208,218,553,757
810-0120	208,218,553,757
810-0122	208,218,553,757
810-0130	208,218,553,757
810-0132	208,218,553,757
810-0140	208,218,553,757
810-0142	208,218,553,757
810-0150	208,218,553,757
810-0152	208,218,553,757
810-0160	208, 557, 755
810-0162	208, 557, 755
810-0170	208, 557, 755
810-0172	208, 557, 755
810-0180	208, 557, 755
810-0182	208, 557, 755
810-0190	208, 557, 755
810-0192	208, 557, 755
810-0200	208, 557, 755
810-0202	208, 557, 755
810-0210	208, 557, 755
810-0212	208, 557, 755
810-0220	208, 557, 755
810-0222	208, 557, 755
810-0230	208, 557, 755
810-0232	208, 557, 755
810-0240	208, 557, 755
810-0242	208, 557, 755
810-0250	208, 557, 755
810-0252	208, 557, 755
810-0260	208, 557, 755
810-0262	208, 557, 755
810-0270	208, 557, 755
810-0272	208, 557, 755
810-0280	180, 596
810-0282	180, 596
810-0290	606
810-0292	606
810-0300	180, 596
810-0305	606
810-0310	181, 597, 607
810-0311	181, 597, 607
810-0312	181, 597, 607
810-0313	181, 597, 607
810-0314	181, 597, 607
810-0315	181, 597, 607
810-0316	181, 597, 607
810-0317	181, 596
810-0318	596
810-0320	180, 596
810-0322	180, 596
810-0380	182, 598, 608
810-0381	182, 598, 608
810-0382	182, 598, 608
810-0383	182, 598, 608
810-0384	182, 598, 608
810-0385	182, 598, 608
810-0386	182, 598, 608
810-0387	182, 598, 608
810-0388	182, 598, 608
810-0389	182, 598, 608
810-0390	182, 598, 608
810-0391	182, 598, 608
810-0392	182, 598, 608
810-0393	182, 598, 608
810-0410	209,215,554,758
810-0411	209,215,554,758
810-0412	209,215,554,758
810-0413	209,215,554,758
810-0414	209,215,554,758
810-0415	209,215,554,758
810-0416	209,215,554,758
810-0417	209,215,554,758
810-0418	209,215,554,758
810-0419	209,215,554,758
810-0420	209,215,554,758
810-0421	209,215,554,758
810-0423	209,215,554,758
810-0424	209,215,554,758

ART.-Nº	
810-0425	209,215,554,758
810-0426	209,215,554,758
810-0427	209,215,554,758
810-0428	209,215,554,758
810-0429	209,215,554,758
810-0430	209,215,554,758
810-0431	209,215,554,758
810-0432	209,215,554,758
810-0433	209,215,554,758
810-0434	209,215,554,758
810-0436	209,215,554,758
810-0437	209,215,554,758
810-0438	209,215,554,758
810-0439	209,215,554,758
810-0440	209,215,554,758
810-0441	209,215,554,758
810-0442	209,215,554,758
810-0443	209,215,554,758
810-0444	209,215,554,758
810-0445	209,215,554,758
810-0446	209,215,554,758
810-0447	209,215,554,758
810-0800	579, 777, 793
810-0802	579, 777, 793
810-0810	579, 777, 793
810-0812	579, 777, 793
810-0820	579, 777, 793
810-0822	579, 777, 793
810-0830	579, 777, 793
810-0832	579, 777, 793
810-0840	579, 777, 793
810-0842	579, 777, 793
810-0850	579, 777, 793
810-0852	579, 777, 793
810-0860	579, 777, 793
810-0862	579, 777, 793
810-0870	579, 777, 793
810-0872	579, 777, 793
810-0880	410,580,778,794
810-0882	410,580,778,794
810-0890	410,580,778,794
810-0892	410,580,778,794
810-0900	410,580,778,794
810-0902	410,580,778,794
810-0910	410,580,778,794
810-0912	410,580,778,794
810-0920	410,580,778,794
810-0922	410,580,778,794
810-0930	410,580,778,794
810-0932	410,580,778,794
810-0942	410,580,778,794
810-0952	410,580,778,794
810-0960	411, 581, 779, 795
810-0962	411, 581, 779, 795
810-0970	411, 581, 779, 795
810-0972	411, 581, 779, 795
810-0980	411, 581, 779, 795
810-0982	411, 581, 779, 795
810-0990	411, 581, 779, 795
810-0992	411, 581, 779, 795
810-1000	411, 581, 779, 795
810-1002	411, 581, 779, 795
810-1010	411, 581, 779, 795
810-1012	411, 581, 779, 795
810-1022	411, 581, 779, 795
810-1032	411, 581, 779, 795
LDLAC21	72, 281
LDLAC22	72, 281
LDLAC23	72, 281
LDLAC231	72, 281
LDLAC232	72, 281
LDLAC233	72, 281
LDLAC261	72, 281
LDLAC263	72, 281
LDL-AC3	72, 281
LMV12W24	860
LSVC3AZ	858

YOU MAKE A DIFFERENCE | NOTES

YOU MAKE A DIFFERENCE | NOTES

ALLGEMEINE GESCHÄFTS- UND LIEFERBEDINGUNGEN

1. ANERKENNUNG DER LIEFERBEDINGUNGEN
Die PROLICHT GmbH übernimmt die Durchführung von Aufträgen ausschließlich aufgrund der nachstehenden Bestimmungen. Änderungen oder Ergänzungen derselben sind nur rechtswirksam, wenn sie schriftlich vereinbart wurden. Dasselbe gilt für ev. bestehende Geschäftsbedingungen des Bestellers. Mit Unterfertigung bzw. schriftlicher Beauftragung der Bestellung erklärt der Besteller ausdrücklich, dass für diesen Liefervertrag ausschließlich die Lieferbedingungen der Fa. PROLICHT zu Grunde liegen und nur diese rechtswirksam sind.

2. LIEFERTERMIN UND VERSAND
Die Verbindlichkeit zur Lieferung tritt erst durch schriftliche Bestätigung der Annahme des Auftrages ein. Die Ausführung der übernommenen Bestellungen erfolgt stets nach Maßgabe der zur Zeit der Bestätigung des Auftrages vorliegenden Betriebs- und Beschäftigungs-Verhältnissen. In der Auftragsbestätigung genannte Liefertermine sind vorläufig und gelten grundsätzlich ab Werk. Ansprüche, aus Anlass allfälligerer Überschreitungen der Liefertermine, können vom Besteller nur dann gestellt werden, wenn der Liefertermin von PROLICHT schriftlich als „verbindlich" bestätigt worden ist. Vorablieferungen oder Lieferungen eines Teiles der Bestellmenge sind statthaft, sofern sie nicht durch schriftliche Vereinbarungen ausgeschlossen sind. Behinderung der Ausführung und Auslieferung einer Bestellung, wie z.B. Streiks, Betriebsstörungen, Aussperrungen sowie deren Folgen, gelten als höhere Gewalt und entbinden PROLICHT von der Verpflichtung zur Lieferung, ohne dass dem Besteller ein Schadenersatzanspruch entsteht. Versandfertige Ware muss sofort abgerufen werden, widrigenfalls ist PROLICHT berechtigt, nach Ablauf von 14 Tagen - ab Meldung der Versandbereitschaft - die Ware auf Gefahr und Kosten des Käufers nach eigenem Ermessen zu lagern und als „ab Werk" geliefert zu berechnen.

3. TRANSPORT
Der Transport erfolgt ab Werk auf Gefahr des Bestellers, auch wenn frachtfreie Lieferung vereinbart ist. Bei frachtfreier Lieferung hat PROLICHT die Wahl des Transportmittels. Etwaige Beschädigungen oder Verluste sind durch den Empfänger festzustellen und bescheinigen zu lassen.

4. PREISE
Die Preise gelten, sofern nicht anders vereinbart wurde, ab Werk und sind grundsätzlich freibleibend. Zu den angebotenen Preisen kommt noch die gesetzliche Umsatzsteuer in der jeweils geltenden Höhe.

5. ZAHLUNGSBEDINGUNGEN
Sollte die Forderung gegenüber dem Besteller versicherbar sein, sind die Fakturen innerhalb 30 Tagen nach Rechnungsdatum zu bezahlen. Lehnt die Kreditversicherung eine Deckung ab, wird die Lieferung nur gegen Vorkasse durchgeführt. Ein Skontoabzug wird nicht anerkannt. Falls ein Skonto vereinbart wurde, ist ein Skontoabzug von neuen Rechnungen unzulässig, solange frühere und fällige Rechnungen noch unbeglichen sind. Für Zahlungsverzug werden Verzinsungen in Höhe von 15 % p.a. vereinbart. Sofern der, der PROLICHT entstehende Zinsschaden oder Kursverlust jedoch höher ist, wird dieser verrechnet. Gegenforderungen dürfen mit dem Kaufpreis nicht aufgerechnet werden. Zahlungen mittels Scheck oder Wechsel gelten nur als zahlungshalber geleistet. Sämtliche Spesen und Bankprovisionen, in Verbindung mit der Durchführung von Überweisungen sowie Einlösungen von Wechseln oder Schecks, gehen zu Lasten des Bestellers. Zahlungen werden - unabhängig von einer allfälligen Widmung - auf die zum Zahlungszeitpunkt am längsten fällige Verbindlichkeit angerechnet. Dabei wird zunächst auf Verzugszinsen und Spesen verzichtet und diese dann erst auf den Kapitalertrag aufgerechnet. Im Falle eines Wechselprotestes oder bei Nichtzahlung einer fälligen Faktura, sind sämtliche Rechnungen sofort fällig, ohne dass es einer ausdrücklichen Fälligstellung bedarf.

6. EIGENTUMSVORBEHALT
Bis zur vollständigen Bezahlung des Rechnungsbetrages und allfälliger Verzugszinsen, bleibt die gelieferte Ware Eigentum der Firma PROLICHT. Der Käufer darf die Ware im Gewöhnlichen und solange er nicht im Zahlungsverzug ist veräußern, jedoch mit der Maßgabe, dass die Forderungen aus der Weiterveräußerung bis zum jederzeit zulässigen Widerruf einzuziehen sind.

7. REKLAMATIONEN, GEWÄHRLEISTUNG, SCHADENERSATZ UND TECHNISCHE INFORMATIONEN
Mängel, auch das Fehlen zugesicherter Eigenschaften, sind unverzüglich nach Entdecken schriftlich zu rügen. Mängelrügen, nach Ablauf von 14 Tagen seit Eingang der Ware am Bestimmungsort, sind ausgeschlossen, es sei denn, dass es sich um einen Mangel handelt, der bei einer Untersuchung nicht erkennbar war. PROLICHT kann die Beseitigung von Mängeln verweigern, solange der Käufer seinen Verpflichtungen im gesetzlichen Umfang nicht nachkommt. Das Recht des Käufers, Ansprüche aus Mängeln geltend zu machen, verjährt einen Monat nach schriftlicher Zurückweisung der Mängel durch PROLICHT. Bei berechtigten Mängelrügen kann PROLICHT nach ihrer Wahl neue, vertragsmäßige Waren liefern, das mangelhafte Produkt nachbessern bzw. reparieren oder eine angemessene Minderung des Kaufpreises akzeptieren. Weitergehende Ansprüche des Käufers, insbesondere Wandlung sowie Anspruch auf Ersatz von Schäden, die nicht am Liefergegenstand selbst entstanden sind, sind soweit gesetzlich zulässig ausgeschlossen. Änderungen oder Instandsetzungen an Leuchten oder Leuchtenkomponenten nur mit schriftlicher Einwilligung von Prolicht.
Folgende Punkte sind Stand der Technik und stellen nicht zwangsweise einen Reklamationsgrund dar:

- Nennausfallsrate: Bei elektronischen Betriebsgeräten bzw. Bauteilen wie LED-Modulen beträgt die mittlere Nennausfallsrate 0,2 % / 1000 Betriebsstunden.
- Eigenschaften von LED Modulen:
  Lichtstromrückgang bis zu einem Wert von 0,6 % / 1000 Betriebsstunden.
  Lichtstrom, Lichtfarbe und Leistung unterliegen bei einem neuen LED-Modul einer Toleranz von +/- 10 %.
  Bei Nachlieferungen von LED-Modulen kann es auf Grund des technischen Fortschritts sowie der nutzungsbedingten Veränderung des Lichtstroms und der Lichtfarbe von Produkten zu Abweichungen in den Lichteigenschaften gegenüber den Ursprungsprodukten kommen.
- Alterung von Kunststoffteilen: Auf Grund des natürlichen Alterungsprozesses kann sich zum Beispiel Polycarbonat und PMMA verfärben und verspröden.

Gegebenenfalls sind Leuchten mit einer Notlichtfunktion ausgestattet, aber grundsätzlich nicht als Notleuchten im Sinne der EN 60598-2-22 zu sehen. Ist ein Bescheid nach EN 60598-2-22 notwendig, sind zusätzliche kostenpflichtige Prüfungen durchzuführen.

8. HAFTUNG
Der Lieferer haftet für Schäden außerhalb des Anwendungsbereiches nur, sofern ihm Vorsatz oder grobe Fahrlässigkeit nachgewiesen werden, im Rahmen der gesetzlichen Vorschriften. Die Haftung für leichte Fahrlässigkeit ist ebenso ausgeschlossen, wie der Ersatz von Folge- und Vermögensschäden, nicht erzielten Ersparnissen, Zinsverlusten und Schäden aus Ansprüchen Dritter gegen den Käufer. Der Lieferer haftet innerhalb des Anwendungsbereiches des Produkthaftungsgesetzes für Personenschäden sowie für Sachschäden, die ein Verbraucher erleidet. Bei Nichteinhaltung allfälliger Bedingungen für Montage, Inbetriebnahme und Benutzung (wie z.B. in Bedienungsanleitungen enthalten) oder der behördlichen Zulassungsbedingungen, ist jeder Schadenersatz ausgeschlossen. Die Haftungsbeschränkungen sind vollinhaltlich allfälligen Abnehmern zu überbinden, mit der Verpflichtung zur weiteren Überbindung.

9. GEWERBLICHE SCHUTZRECHTE UND URHEBERRECHTE
Wird eine Ware von PROLICHT auf Grund von Konstruktionsangaben, Zeichnungen, Modellen oder sonstigen Spezifikationen des Käufers angefertigt, hat der Käufer diesen bei allfälliger Verletzung von Schutzrechten schad- und klaglos zu halten. Ausführungsunterlagen wie z. B. Pläne, Skizzen und sonstige technische Unterlagen bleiben ebenso wie Muster, Kataloge, Prospekte, Abbildungen u. dgl. stets geistiges Eigentum des Verkäufers und unterliegen den einschlägigen gesetzlichen Bestimmungen hinsichtlich Vervielfältigung, Nachahmung, Wettbewerb usw. Dem Kunden überlassene Pläne, Skizzen und sonstige Unterlagen bleiben Eigentum des Urhebers und sind auf Verlangen zurückzustellen. Sie dürfen nicht weitergegeben werden.

10. ERFÜLLUNGSORT
Erfüllungsort für alle Zahlungen und Lieferungen ist Neu-Götzens. Als ausschließlicher Gerichtsstand für alle, im Zusammenhang mit dem Auftrag und dessen Durchführung, entstehenden Rechtsstreitigkeiten, wird INNSBRUCK vereinbart. PROLICHT ist jedoch berechtigt, den Besteller an einem anderen Gerichtsstand zu belangen. Für alle - aus Lieferungen und damit in Zusammenhang stehenden Leistungen - erwachsenden Rechtsstreitigkeiten, wird die Anwendung des österreichischen Rechts vereinbart. PROLICHT ist jedoch berechtigt, auf die Anwendung österreichischen Rechts zu verzichten. Für diesen Fall wird vereinbart, dass das Recht des Landes Anwendung findet, in dem der Besteller seinen Sitz hat.

11. KLEINMATERIAL, FRACHTKOSTENANTEIL
Länderspezifischer Frachtkostenanteil, Mindermengenzuschlag sowie Anbruchpauschale werden gemäß Aufwand verrechnet.

12. RÜCKTRITT
Die Leuchten u. Leuchtensysteme von PROLICHT werden auf Kundenwunsch gefertigt. Eine Rücknahme ist daher nur mit ausdrücklicher schriftl. Zustimmung von PROLICHT möglich. Wir behalten uns darüber hinaus die Verrechnung von 100 % des betroffenen Warenwertes als Manipulationskosten vor. Wünscht der Käufer vom Vertrag zurückzutreten und erteilen wir hierzu unser schriftl. Einverständnis oder erklären wir unseren Rücktritt, weil der Besteller seine Vertragsverpflichtungen uns gegenüber nicht erfüllt, so ist der Käufer ebenfalls verpflichtet 100 % der vom Rücktritt erfassten Auftragssumme als Kostenersatz zu bezahlen. Die Geltendmachung höherer, tatsächlich entstandener Kosten aus dem Titel des Schadenersatzes, bleibt vorbehalten. Sollten wir nach Vertragsabschluss Informationen erhalten, welche eine Kreditgewährung an den Käufer als nicht völlig unbedenklich erscheinen lassen, oder sollten sich Tatsachen ergeben, welche Zweifel an der Kreditwürdigkeit des Käufers zu begründen geeignet sind, so ist PROLICHT berechtigt, nach eigener freier Wahl, die unverzügliche Bezahlung sämtlicher offener Forderungen oder Sicherstellung zu verlangen. Als Tatsachen, im Sinne dieser Bestimmung, gelten insbesondere eine erhebliche Verschlechterung der Vermögensverhältnisse, Zahlungseinstellung, Zahlungsstockung oder Geschäftsauflösung; als Informationen gelten Nachrichten über solche o. ähnliche Tatsachen.

GENERAL TERMS, CONDITIONS AND TERMS OF DELIVERY

1. ACKNOWLEDGING THE TERMS OF DELIVERY
All transactions with the PROLICHT GmbH are subject to the following general terms and conditions. Changes or amendments to these terms and conditions are only legally effective upon our written agreement. The same goes for potentially existing terms and conditions on the purchasers side. With the signature or the written assignment of the order the purchaser explicitly agrees that for this purchase order exclusively the terms and conditions of PROLICHT are valid and only these are effective in law.

2. DATE OF DELIVERY AND DISPATCH
Our commitment to deliver is only binding once we have accepted the contract in writing. Execution of the order is based on the operating conditions and manpower resources at the time of the confirmation of the order. The date of delivery stated in the confirmation of order is an estimated date and is, on principle, valid ex works. The buyer claims due to a delayed date of delivery shall only be deemed valid if the date of delivery was confirmed in writing by PROLICHT as "binding". Advance deliveries, or part of the whole deliveries are admissible as long as they have not been excluded in the written agreement. If the execution and delivery of an order are hindered due to, for example, strikes, operational breakdowns or lockouts and the following consequences, this falls under the category of an Act of God and releases PROLICHT from their responsibility of delivery and the right to claim for damages shall not apply. Goods ready for dispatch must be called for delivery immediately, otherwise, once a period of 14 days has elapsed from notification of readiness for dispatch, PROLICHT is entitled to store the goods at their own discretion and at the cost and risk of the buyer, and to charge for them as delivered „ex works".

3. TRANSPORT
The transport of the goods is ex works and at the buyer's own risk, even if a carriage free delivery has been agreed upon with PROLICHT. Thereupon, PROLICHT has the right to select the type of transport. Should the consignee discover damages or losses, they must be acknowledged upon receipt.

4. PRICES
Our prices are quoted ex works, unless otherwise agreed, and are subject to change. The quoted prices are exclusive of VAT in the statutory amount.

5. TERMS OF PAYMENT
Provided that the claims are insurable, the invoices must be payd within 30 days of the invoice date. If the credit insurance refuses coverage, delivrey will only be made against prepayment. Payment are without any cash discount. Should a cash discount have been agreed upon, a cash discount of the new invoices is unacceptable if older and outstanding invoices exist. For default of payment, a rate of interest of 15 % p.a. shall apply. Should PROLICHT suffer a loss of interest or a loss on exchange, this will be included. The buyer may not set-off payment with counterclaims. Cheque and bill transactions are considered an undertaking to pay. All charges and bank commissions in connection with bank transfers and cashing in cheques or bills will be charged to the buyer. Payments, independently of any payment dedications, will be credited to the longest-standing invoices. Interest on arrears and charges will be dispensed with initially and will then be set against the capital gain. Upon a bill protest or upon default of payment of a payable invoice, all invoices are to be paid immediately without requiring an explicit repayment notice.

6. RESERVATION OF TITLE
Ownership to the subject of delivery shall remain in the hands of PROLICHT and will only pass onto the buyer once the invoice amount and all possible default interests have been paid in full. The buyer is entitled to sell the goods, within the scope of normal business activities, as long as the payment has not be defaulted upon and subject to reservation of title.

7. COMPLAINTS, GUARANTEE AND COMPENSATION AND TECHNICAL INFORMATION
Defects and lacking guaranteed qualities, are to be claimed immediately upon discovery. Claims made 14 days upon receipt of the goods at destination are not acceptable, unless the defect could not be detected during a routine inspection. PROLICHT is allowed to decline to repair the defects as long as the buyer does not comply with his legal obligations. The buyer's right to claim becomes statute-barred a month after the refusal of defects from PROLICHT in writing. Upon legitimate claims, PROLICHT is entitled to either deliver new and conventionary goods, to correct or repair the defective product or can accept an equitable abatement of the purchase price. Further claims by the buyer, in particular a full refund or indemnity claim for damage caused other than to the subject of delivery itself are as far as legally permissible excluded. Modifications or overhauling to luminaires or lighting components only with the written consent of Prolicht.
The following points are the latest state of technology and do not necessarily constitute grounds for a complaint:

- Nominal failure: By electronic ballast respectively component parts like LED-modules by which the average failure rate lies by 0,2 % / 1000 hours of operation.
- Properties of LED-modules:
  Decrease in the luminous flux to a level of 0, 6 % / 1000 hours of operation.
  Luminous flux, light colour and output are liable to, by a new LED-module, a tolerance of +/- 10 %. By a subsequent delivery of LED-modules it is possible that due to technical improvements as well as alterations of the light output and light colour of products there may be an difference compared with the original product.
- Ageing of plastic components: Due to the natural ageing process, it may occur that ‚for example polycarbonate and PMMA discolour and become brittle.

If applicable luminaires are equipped with an emergency light function, but in principle can not be seen as an emergency luminaires in the sense of EN 60598-2-22. If a notification in accordance with EN 60598-2-22 is necessary, additional fee-based tests must be done.

8. LIABILITY
The supplier is only liable for damages beyond the range of application provided that intent or gross negligence can be proved within the statutory provisions. Liability for slight negligence is also excluded, as is compensation for consequential and financial losses, unachieved savings, interest losses and damages from third-party claims against the buyer. The seller is liable, within the range of application of the Product Liability Act, for personal injury and property damage suffered by the consumer. All indemnities upon non-compliance of possible conditions for assembly, operation and use (for example as detailed in the instructions manual) or in the official admission requirements are excluded. All potential buyers are bound by these limitations of liability, in full, and these are transferable to further parties.

9. INDUSTRIAL PROPERTY RIGHTS AND COPYRIGHTS
If a product is manufactured by PROLICHT based on design descriptions, drawings, models or other specifications provided by the buyer, the buyer shall fully indemnify the seller in the event of any violation of property rights. Final planning documents such as plans, drawings and other technical documentation shall remain the intellectual property of the seller at all times, as shall samples, catalogues, brochures, images and the like, and shall be subject to the relevant statutory provisions with regard to reproduction, imitation, competition etc. Plans, sketches and other documents made available to the customer remain the property of the author and must be returned upon request. They may not be passed on.

10. PLACE OF DELIVERY
The place of delivery for all payments and deliveries is Neu-Götzens. Innsbruck is stipulated as the exclusive jurisdiction for all resulting litigations in connection with the contract and its execution. PROLICHT reserves the right to choose another statutory jurisdiction for actions brought against our contractual partner. For all issuing litigations, from the deliveries and the standing services in connection with the deliveries, the Austrian Law shall apply. However, PROLICHT is entitled to disclaim the application of the Austrian Law. In this case, it is agreed that the law of the country where the buyer has his registered office shall apply.

11. SMALL QUANTITY SURCHARGES, SHARE OF FREIGHT COSTS
Country-specific freight cost share, surcharge for small quantities as well as partial pallet quantity fee in the case of undershooting the packing unit, are charged according to expenditure.

12. CONTRACT CANCELLATION
The lights and light systems of PROLICHT will be produced by customer requirement. A redemption is only possible after an agreement in written form of PROLICHT. We reserve the right to charge 100 % of the relevant merchandise value as manipulation fees. If the customer wants to cancel the contract and we agree to that in written form or we announce the cancellation of the contract because the customer do not fulfil the contractual obligation, the customer has to pay 100 % of the total order value as reimbursement of costs regarding to the cancellation. The right is reserved to substantiate by way of compensation, costs actually incurred if these are higher. Should we, after conclusion of contract, receive information, which appears to indicate that awarding credit to the buyer may not be completely safe, or should facts become known, which tend to cast doubt upon the creditworthiness of the buyer, PROLICHT shall have the right at its own discretion to demand immediate payment of all open debt claims or to demand the provision of security. Facts in the sense of this condition shall mean, in particular, a significant deterioration in the financial situation, cessation of payments, delayed payments or closing down of the business; information shall mean news about such or similar facts.

13. LANGUAGE
Only the German version of the General Terms and Conditions is binding. Other translated versions, in particular this English version, are for convenience only. In case of discrepancies between the German version and other translated versions of these General Terms and Conditions, the German version prevails.

SEE YOU IN THE MOUNTAINS ...



PHOTO: DIE FOTOGRAFEN

EDITOR	Markus Kirchmair, PROLICHT PROLICHT GmbH | Austria 6091 Götzens | Gewerbepark 9 T +43 5234 33 499 marketing@prolicht.at | www.prolicht.at
GRAPHIC DESIGN	Inge Marth, PROLICHT Johanna Lorenz, PROLICHT Tonia Wiedenmann, PROLICHT
TEXTS	Julia Kopp, PROLICHT RuessPublic B
PRODUCT RENDERINGS	Aurel Petic, PROLICHT CIDES
PROJECT RENDERINGS	viewture.media, Bieffe, comm.ag, Simone Eisath, formstadt, Renderwerk
PRINT	Litopat, Italy
EDITION	March 2020

PROLICHT

PROLICHT produziert ausschließlich LED-Leuchten. Unser Anspruch ist es, die jeweils beste und zuverlässigste Technologie rasch für unsere Kunden verfügbar zu machen. Aus diesem Grund unterziehen wir unser Sortiment und dessen Komponenten einer ständigen Revision und Weiterentwicklung. Für sämtliche Angaben in diesem Katalog, insbesondere Skizzen, Größen, Materialien, Farben und technische Daten, bedeutet dies, dass diese rein indikativen Charakter haben und das jeweilige Entwicklungsziel oder den real gemessenen Stand zum Zeitpunkt der Katalog-Erstellung wiedergeben.

Angegebene Lichtströme in Lumen (lm) beziehen sich grundsätzlich auf den Maximalwert in Bezug auf bestellbare Technikoptionen inkl. Leuchtenbetriebswirkungsgrad bei zumeist weißer Leuchtenfarbe. Angegebene Leistungen in Watt beziehen sich auf die insgesamt von der LED-Leuchte aufgenommene elektrische Leistung inkl. Betriebsgerät und Treiberelektronik. Angegebene Austrahlungswinkel beziehen sich auf Halbwertswinkel (FWHM). Ein Austausch der LED-Platinen darf nur durch autorisiertes Fachpersonal erfolgen. Für die jeweils aktuellen Angaben wenden Sie sich bitte an unseren Vertrieb (info@prolicht.at) oder besuchen Sie unsere Website www.prolicht.at, wo Sie unter anderem LDT/IES-Dateien zum Download finden.

Kopien und Auszüge aus dem Katalog zu entnehmen ist nur durch schriftliches Einverständnis des Herausgebers erlaubt. Der Herausgeber übernimmt für Satz- und Druckfehler keine Haftung. Alle Angaben ohne Gewähr.

PROLICHT exclusively produces LED luminaires. Our aim is to make the best and most reliable technology available to our customers as quickly as possible. That is why we subject our range and all its component parts to constant revision and further development. This means that all the details provided in this catalog, in particular sketches, sizes, materials, colors and technical dataare for information only and reflect the particular development goal or the actual measurements at the time the catalog was published.

Luminous fluxes specified in lumens (lm) generally refer to the maximum value in relation to technology options that can be ordered, including luminaire operating efficiency with mostly white luminaire color. The indicated wattages refer to the total electrical power consumed by the LED lamp including the control gear and driver electronics. Indicated beam angles are considered FHWM (Full Width at Half Maximum). The LED boards may only be replaced by authorized specialist personnel. For current details, please contact our sales department (info@prolicht.at) or visit our website www.prolicht.at, where you can find LDT / IES files for download.

This catalog and parts thereof may only be copied with the written consent of the publisher. The publisher assumes no liability for typesetting and printing errors. All details subject to change.

TÜV AUSTRIA CERTIFIED
EN ISO 9001 20100163001383
EN ISO 14001 20104163001384

FSC www.fsc.org
MIX Paper from responsible sources
FSC™ C018744

	LEGEND	ЛЕГЕНДА	LEGENDA
	gulvmontert	Напольный	do zabudowania w posadzce
	vegg/takmontering: innfelt og utenpåliggende	Потолочный и настенный: встраиваемый и накладной	ściana / sufit: do zabudowania lub do nabudowania
	tak: innfelt og utenpåliggende	Потолочный: встраиваемый и накладной	sufit: do zabudowania lub do nabudowania
	veggmontering	настенный монтаж	montaż naścienny
	linse	объектив	obiektyw
	lens pack	Набор линз	lens pack
	rundstrålende lysfordeling	Многостороннее распределение света	wielokierunkowa dystrybucja światła
	direkte lysfordeling	Прямое распределение света	bezpośrednia dystrybucja światła
	direkte/indirekte lysfordeling	Прямое/отраженное распределение света	bezpośrednia / pośrednia dystrybucja światła
	indirekte lysfordeling	Отраженное распределение света	pośrednia dystrybucja światła
	asymmetrisk lysfordeling	Ассиметричное распределение света	asymetryczna dystrybucja światła
	aura lysfordeling	aura распределение света	aura pośrednia dystrybucja światła
	Dimmbar	Димирование	możliwość ściemniania
	Sensor	Сенсор	Czujnik
	fjernkontroll	Пульт управления	zdalne sterowanie
	nødvendig tilbehør	Обязательный аксессуар	niezbędne akcesoria
	rund vegg eller tak utsparring	Круглое настенное - потолочное отверстие	okrągły otwór montażowy w ścianie lub w suficie
	kvadratisk vegg eller tak utsparring	Квадратное настенное - потолочное отверстие	kwadratowy otwór montażowy w ścianie lub w suficie
	den medfølgende pilk spesifiserer utskjæringen dimensjon	входящий в комплект поставки координатно определяет размер рубильник	dostarczony przyrząd określa wymiar wycięcia
	svingbar	Вращающийся	regulacja wychylna
	roterende	Поворотный	regulacja obrotowa
	transformator/forkobling/LED-driver	Трансформатор/ЭПРА/LED драйвер	transformator/układ zapłonnikowy/LED driver
	tiltbar lampe	Наклонный источник света	źródło światła nachylone
	separat valgbar	С отдельным выключателем	niezależne załączanie
	monteringsdybde	Глубина встройки	głębokość zabudowania
	Himlings tykkelse i mm [tech-option]	Толщина потолка в мм	grubość płyty sufitowej w mm
	Valg av himlings tykkelse [tech-option]	Выбор толщины потолка [опционально]	wybór grubości płyty sufitowej [tech-option]
	Valg av spredning på reflektor [tech-option]	Выбор угла отражателя [опционально]	wybór kąta świecenia [tech-option]
	SHINE ring	SHINE кольцо	SHINE pierścień
	KORONA SHINE ring [Tech-Option]	KORONA SHINE кольцо [tech-option]	KORONA SHINE pierścień [tech-option]
	gratis fargevalg 01-25	Бесплатная покраска в цвета 01-25	indywidualne kolory: 01-25 (nieodpłatne)
	enslig fargevalg 00 (gratis), 01-25 (ekstra kostnad)	Покраска в цвет: 00 - бесплатно, 01-25 - с доплатой	indywidualne kolory: 00 (nieodpłatne), 01-25 (z dodatkową opłatą)
	armaturer del til fargning (F1)	Окрашиваемая деталь светильника (F1)	element oprawy do lakierowania (F1)
	armaturer del til fargning (F2)	Окрашиваемая деталь светильника (F2)	element oprawy do lakierowania (F2)
	armaturer del til fargning (F3)	Окрашиваемая деталь светильника (F3)	element oprawy do lakierowania (F3)
	armaturer del til fargning (F4)	Окрашиваемая деталь светильника (F4)	element oprawy do lakierowania (F4)
	armaturer del til fargning (F5)	Окрашиваемая деталь светильника (F5)	element oprawy do lakierowania (F5)
	Farge på LED lys	Цветность светодиодов (опционально)	kolor światła LED [tech-option]
	indirekte diffusor [tech-option]	Непрямой светорассеиватель	dyfuzor oświetlenia pośredniego [tech-option]
	direkte diffusor [tech-option]	Прямой светорассеиватель	dyfuzor oświetlenia bezpośredniego [tech-option]
	fargevalg på 3-fas adapter [tech-option]	Цвет трех-фазного адаптера	kolor adaptora do szynoprzewodu 3-fazowego [tech-option]
	fargevalg: wire for nedpendling [tech-option]	Цвет Подвес [опционально]	kolor: zawieszenie linkowe [tech-option]
	lengde: wire for nedpendling [tech-option]	длина: Подвес [опционально]	długość: zawieszenie linkowe [tech-option]
	Super Spot	Super Spot	Super Spot
	ball-proof	Устойчивый к ударам	ball-proof
	indikerer samsvar med EUs retningslinjer	Соответствие с нормами и техническими требованиями Евросоюза	zgodność z normami UE
	minsteavstand fra den opplyste objekt	Минимальное расстояние от объекта освещения	minimalna odległość od oświetlanego obiektu
	beskyttelsesklasse I, beskyttende isolasjon	Класс защиты I, изоляция	I klasa ochronności przeciwporażeniowej, wzmocniona izolacja
	beskyttelsesklasse II, beskyttende isolasjon	Класс защиты II, изоляция	II klasa ochronności przeciwporażeniowej, wzmocniona izolacja
	beskyttelsesklasse III beskyttelse lavspenning (SELV)	Класс защиты III, безопасное низковольтное напряжение	III klasa ochronności przeciwporażeniowej, niskonapięciowe zasilanie (SELV)
IP20	beskyttelse upp till 12,5 mm (finger)	Защита до 12,5мм (толщина пальца)	ochrona przed ciałami o wielkości ponad 12,5 mm (przypadkowy dotyk palcem)
IP40	beskyttelse mot faste fremmedlegmer opp till 1 mm (kabel)	Защита против попадания инородных предметов до 1мм (толщина провод)	ochrona przed ciałami o wielkości ponad 1 mm (cienkie narzędzie, cienki przewód)
IP44	beskyttelse mot faste fremmedlegmer opp till 1 mm (kabel) og vannsprut fra alle retninger	Защита против попадания инородных предметов до 1мм (толщина провод) и воды	ochrona przed ciałami o wielkości ponad 1 mm i kroplami wody pod dowolnym kątem, ze wszystkich stron
IP54	Beskyttet mot støv i skadelig mengde og sprut vann fra alle retninger.	Защищен от пыли в повреждающем количестве и брызг воды со всех сторон.	Chroniony przed kurzem w szkodliwej ilości i rozpryskujący wodę ze wszystkich kierunków.
IP65	støvtett og beskyttet mot vannstråler	Влаго- и пыле-защищенный	całkowita ochrona przed wnikaniem pyłu i przed strumieniem wody

LEYENDA	LEGENDE	LEGENDA	LEGENDA	»
empotrado en suelo	bevestiging vloer	montagem no chão	zemní svítidlo	
techo y pared, empotrado y de superficie	wand en plafond : in- en opbouw	parede e tecto: montagem saliente e encastrado	nástěnné / stropní: vestavné a přisazené svítidlo	
techo empotrado y de superficie	plafond: in- en opbouw	tecto: montagem saliente e encastrado	stropní: vestavné a přisazené svítidlo	
montaje en la pared	mur assemblage	montagem na parede	montáž na stěnu	
lente	lens	lente	čočka	
accesorios ópticos	lenzen	pack de lentes	optické příslušenství	
distribución de luz omnidireccional	lichtverdeling in alle richtingen	distribuição omni-direccionável da luz	všesměrově svítící	
distribución de luz directa	directe lichtverdeling	distribuição directa da luz	přímo svítící	
distribución de luz directa e indirecta	directe/indirecte lichtverdeling	distribuição direta / indirecta da luz	přímo/nepřímo svítící	
iluminación indirecta	indirecte lichtverdeling	distribuição indirecta da luz	nepřímo svítící	
iluminación asimétrica	asymmetrische lichtverdeling	distribuição assimétrica da luz	asymetricky svítící	
distribución de luz aura	aura lichtverdeling	distribuição aura da luz	aura svítící	
regulación	dimbaar	regulação	stmívatelné	
sensor	sensor	sensor	senzor	
mando a distancia	afstandsbediening	comando à distância	dálkové ovládání	
accesorios necesarios	noodzakelijke toebehoren	acessório obrigatório	povinné příslušenství	
recorte redondo en pared o techo	ronde wand of plafond uitsnijding	parede / tecto corte circular	montážní otvor strop či stěna kruhový	
recorte cuadrado en pared o techo	vierkante wand of plafond uitsnijding	parede / tecto corte quadrado	montážní otvor strop či stěna čtvercový	
la plantilla suministrada especifica la dimensión del recorte	de meegeleverde mal specificeert de uitsparing dimensie	o gabarito fornecido especifica a dimensão entalhe	dodaný Jig určuje rozměr výřez	
orientable	verticaal richtbaar	giratório	možnost naklopení	
rotativo o giratorio	horizontaal richtbaar	orientável	možnost rotace	
alimentador	transformator/voorschakelapparatuur/ LED driver	transformador/balastro/led driver	transformátor/předřadník/LED driver	
haz inclinado	lichtbron gekanteld	luz orientada	možnost naklopení zdroje	
conexión por separado	afzonderlijk schakelbaar	Com interruptor remoto	oddělené okruhy	
profundidad de empotramiento	inbouwdiepte	profundidade de encastramento	vestavná hloubka	
espesor de tedcho en mm	plafonddikte in mm	espessura da placa de teto	tloušťka podhledu v mm	
selección del espesor de techo	selectie plafonddikte [tech-optie]	seleção da espessura do tecto	volba tloušťky podhledu [tech-option]	
selección del ángulo [opción técnica]	keuze bundel reflector [tech-optie]	Selecção do grau de feixe	volba úhlu reflektoru [tech-option]	
SHINE anillo	SHINE ring	SHINE anel	SHINE kroužek difusor	
SHINE anillo integrado con difusor [opción técnica]	SHINE ring met diffuser [tech-optie]	SHINE anel [tech-option]	Integrovaný SHINE kroužek [tech-option]	
colores individuales sin costo adicional: 01-25	kleurkeuze zonder toeslag : 01-25	cores individuais 01-25 (livres de impostos)	individuální výběr barvy 01-25, bezplatný	
colores individuales con cargo extra	individuele kleuren:00 (zonder toeslag), 01-25 (met toeslag)	cores individuais: 00 (livres de impostos), 01-25 (custos adicionais)	individuální výběr barvy 01-25, za příplatek	
parte de la luminaria a colorear (F1)	kleurkeuze deel van armatuur (F1)	componentes de luminária para colorir (F1)	část svítidla s možností výběru barvy (F1)	
parte de la luminaria a colorear (F2)	kleurkeuze deel van armatuur (F2)	componentes de luminária para colorir (F2)	část svítidla s možností výběru barvy (F2)	
parte de la luminaria a colorear (F3)	kleurkeuze deel van armatuur (F3)	componentes de luminária para colorir (F3)	část svítidla s možností výběru barvy (F3)	
parte de la luminaria a colorear (F4)	kleurkeuze deel van armatuur (F4)	componentes de luminária para colorir (F4)	část svítidla s možností výběru barvy (F4)	
parte de la luminaria a colorear (F5)	kleurkeuze deel van armatuur (F5)	componentes de luminária para colorir (F5)	část svítidla s možností výběru barvy (F5)	
color del luz del LED [opción técnica]	lichtkleur LED [tech-optie]	cor da luz led	barva LED zdroje	
difusor indirecto [opción técnica]	indirecte lichtdiffuser [tech-optie]	emissão indirecta da luz	nepřímý difusor [tech-option]	
difusor directo [opción técnica]	directe lichtdiffuser [tech-optie]	emissão directa da luz	přímý difusor [tech-option]	
Adaptador de 3 circuitos + marco [opción técnica]	kleurkeuze 3 fase spannings rail [tech-optie]	cor do adaptador tri-fásico	barva adaptéru do 3f lišty	
colorear: cable de suspensión [opción técnica]	kleurkeuze: ophangkabel [tech-optie]	cor do suspensão por cabo	barva: závěsný napajecí kabel [tech-option]	
longitud: cable de suspensión [opción técnica]	lengte: ophangkabel [tech-optie]	comprimento suspensão por cabo[tech-option]	délka: závěsný napajecí kabel [tech-option]	
Super Spot	Super Spot	Super Spot	Super Spot	
ball-proof	balbestendig	Resistente ao impacto	odolnost vůči nárazu	
conformidad con las directrices de EU	CE conform	em conformidade com as directrizes da ue	směrnicemi	
clase de protección de aislamiento II	minimum afstand (m) lamp - object	distância mínima em relação ao objecto a iluminar	minimální vzdálenost od osvětlovaného předmětu	
clase de protección I aislamiento	beschermklasse I, isolatie bescherming	classe de proteção I, isolamento de proteção	třída ochrany I, ochrana izolací	
clase de protección II aislamiento	beschermklasse II, isolatie bescherming	classe de proteção II, isolamento de proteção	třída ochrany II, ochrana izolací	
clase de protección clase III bajo voltaje	beschermklasse III, laagspanningsbescherming (SELV)	classe de proteção III, proteção de baixa tensão	třída ochrany III, ochrana nízkým napětím SELV	
protección contra mas de 12,5 mm	bescherming tegen (12,5 mm)	grau de protecção contra a penetração de corpos sólidos até 12,5 mm (dedo)	stupeň krytí IP20	**IP20**
protección contra cuerpos extraños sólidos de hasta 1 mm (cable) y salpicaduras de agua desde todas las direcciones	bescherming tegen vaste stoffen, groter dan 1 mm	grau de protecção contra a penetração de corpos sólidos até 1mm (cabo)	stupeň krytí IP40	**IP40**
protección contra cuerpos extraños sólidos de hasta 1 mm (cable) y salpicaduras de agua desde todas las direcciones	bescherming tegen vaste stoffen, groter dan 1 mm en waterprojecties uit alle richtingen	grau de protecção contra a penetração de corpos sólidos até 1mm (cabo) e liquídos	stupeň krytí IP44	**IP44**
Protegido contra el polvo en cantidades dañinas y salpicaduras de agua desde todas las direcciones.	Beschermd tegen stof in beschadigde toestand. Hoeveelheid en plons in alle richtingen.	Protegido contra poeira em quantidade prejudicial e salpicos de água de todas as direções.	Chráněno proti prachu v množství škodlivém a stříkající vodě ze všech stran.	**IP54**
Staubdicht und geschützt gegen Strahlwasser	stofdicht en bescherming tegen waterstralen	à prova de poeira e protegido contra salpicos de água	stupeň krytí IP65	**IP65**

	LEGENDE	LEGEND	LEGENDA	LÉGENDE
	Bodenmontage	floor-mounted	installazione a Pavimento	installation au sol
	Wand-/Deckenan- und Einbau	wall and ceiling: recessed and surface mounted	parete e Soffitto: installazione ad incasso, a parete e a plafone	mur et plafond: encastré et saillie
	Decken- und Wandmontage	ceiling-mounted and wall-mounted	soffitto: Installazione a plafone	plafond: encastré et saillie
	Wandmontage	wall-mounted	montaggio a parete	montage mural
	Linse	lens	lente	lentille
	Optisches Zubehör	lens pack	Accessori ottici	lentilles
	Rundumstrahlend	omnidirectional light distribution	apparecchio tuttaluce	eclairage omnidirectionnel
	Lichtaustritt direkt	direct light distribution	apparecchio a luce diretta	eclairage direct
	Lichtaustritt direkt/indirekt	direct/indirect light distribution	apparecchio a luce diretta e indiretta	eclairage direct/indirect
	Lichtaustritt indirekt	indirect light distribution	apparecchio a luce indiretta	eclairage indirect
	Lichtaustritt asymmetrisch	asymmetric light distribution	apparecchio a luce assimetrica	eclairage asymétrique
	Lichtaustritt Aura	aura light distribution	apparecchio a luce aura	eclairage aura
	Dimmbar	dimmable	dimmerabile	dimmable
	Sensor	sensor	sensore	capteur
	Fernbedienung	remote control	controllo remoto	télécommande
	Zubehör	accessory	accessorio	accesoire
	Wand- od. Deckenausschnitt rund	round wall or ceiling cut-out	diametro foro a parete o a soffitto	découpe Circulaire Mur ou Plafond
	Wand- od. Deckenausschnitt eckig	square wall or ceiling cut-out	dimensioni foro quadrato a parete o a soffitto	découpe Carré Mur ou Plafond
	Das Ausschnittmaß gibt die mitgelieferte Schablone vor	the supplied jig specifies the cutout dimensions	la dima in dotazione specifica la dimensione ritaglio	le gabarit fourni spécifie la dimension de découpe
	Schwenkbar	pivotable	orientabile	pivotant
	Drehbar	rotating	sitema di rotazione	orientable
	Transformator oder LED-Betriebsgerät	transformer / control gear / LED driver	trasformatore / reattore elettronico / LED driver	transformateur/Controlleur/Driver
	Leuchtmittel geneigt	illuminant tilted	angolo emissione	lampe inclinée
	Getrennt schaltbar	separately switchable	accensione separata	allumage séparé
	Einbautiefe	recessed depth	profondità incasso	diamètre d'encastrement
	Deckenstärke in mm	ceiling thickness in mm	spessore soffitto in mm.	epaisseur du support en mm
	Deckenstärke-Auswahl [Tech-Option]	ceiling thickness selection [tech option]	sezione spessore soffitto (tech-option)	sélection de l'épaisseur du support [Option technique]
	Reflektorgrad-Auswahl [Tech-Option]	reflector degree selection [tech option]	sezione ampiezza riflettor (tech-option)	sélection des degrées du réflecteur [Option technique]
	SHINE Ring	SHINE ring	SHINE anello	SHINE anneau
	integrierter SHINE-Ring mit Diffuser [Tech-Option]	integrated SHINE ring with diffuser [tech-option]	SHINE anello integrato con diffusore [tech-option]	SHINE anneau intégré avec diffuseur [Option technique]
	Kostenlose Farbauswahl: 01-25	free individual colors 01-25	colori 01-25 senza supplemento	couleurs individuelles gratuites 01-25
	Indiv. Farbauswahl: 00 (kostenlos), 01-25 (mit Aufpreis)	individual colors: 00 (free of charge), 01-25 (for extra charge)	colore 00 (senza supplemento) - colori 01-25 (con supplemento)	couleurs individuelles gratuite(s) 00 et avec plus-value 01-25
	Einzufärbendes Leuchtenteil (F1)	luminaire part to be colored (F1)	parte dell'apparecchio da colorare (F1)	partie du luminaire à peindre (F1)
	Einzufärbendes Leuchtenteil (F2)	luminaire part to be colored (F2)	parte dell'apparecchio da colorare (F2)	partie du luminaire à peindre (F2)
	Einzufärbendes Leuchtenteil (F3)	luminaire part to be colored (F3)	parte dell'apparecchio da colorare (F3)	partie du luminaire à peindre (F3)
	Einzufärbendes Leuchtenteil (F4)	luminaire part to be colored (F4)	parte dell'apparecchio da colorare (F4)	partie du luminaire à peindre (F4)
	Einzufärbendes Leuchtenteil (F5)	luminaire part to be colored (F5)	parte dell'apparecchio da colorare (F5)	partie du luminaire à peindre (F5)
	LED Lichtfarbe [Tech-Option]	LED light color [tech-option]	colore del LED	couleur de LED [Option technique]
	Indirekt-Diffuser [Tech-Option]	indirect diffuser [tech-option]	diffusore indiretto [tech-option]	diffuseur Indirect [Option technique]
	Direkt-Diffuser [Tech-Option]	direct diffuser [tech-option]	diffusore diretto [tech-option]	diffuseur Direct [Option technique]
	Farbauswahl: 3-Adapter [Tech-Option]	color of 3-circuit adaptor [tech-option]	colore dell'adattatore Trifase [tech-option]	couleur de l'adaptateur sur rail [Option technique]
	Farbe: Abhängekabel [Tech-Option]	color of suspension cable [tech-option]	colore dello cavo di sospensione [tech-option]	couleur. câble de suspension [Option technique]
	Länge: Abhängekabel [Tech-Option]	length of suspension cable [tech-option]	lunghezza: cavo di sospensione [tech-option]	longueur: câble de suspension [Option technique]
	Super Spot	Super Spot	Super Spot	Super Spot
	Ballwurfsicher	ball-proof	Apparecchio resistente ai colpi di pallone	antichoc
	EU-konform	conforms to EU guidelines	conformità indicata dalle linee guida dell'Unione Europea	indications de Conformité avec les Directives Européennes
	Mindestabstand zum beleuchteten Objekt	minimum distance (m) lamp - object	distanza minima dall'oggetto da illuminare	distance Minimum de l'Objet éclairé
	Schutzklasse I, Schutzisolation	protection class I, protection insulation	protezione Classe I	classe de protection 1, Protection d'isolation
	Schutzklasse II, Schutzisolation	protection class II, protection insulation	protezione Classe II	classe de protection 2, Protection d'isolation
	Schutzklasse III, Schutzkleinspannung (SELV)	protection class III, Safety Extra-Low Voltage (SELV)	protezione Classe III	classe de protection 3, Protection basse tension (SELV)
IP20	Schutz gegen feste Fremdkörper ab 12,5 mm (Finger)	protection against foreign bodies greater than 12.5 mm (finger)	involucro protetto contro corpi solidi di dimensioni superiori a 12,5mm (1 dito)	protégé contre l'intrusion d'un objet de plus de 12,5mm (un doigt)
IP40	Schutz gegen feste Fremdkörper ab 1mm (Draht)	protection against solid foreign bodies greater than 1mm (wire)	involucro protetto contro corpi solidi di dimensioni superiori a 1mm (1 filo)	protégé contre l'intrusion d'un objet solide de plus de 1mm (un câble)
IP44	Schutz gegen feste Fremdkörper ab 1mm (Draht) und Spritzwasser aus allen Richtungen	protection against solid foreign bodies greater than 1mm (wire) and splashproof from all directions	involucro protetto contro corpi solidi di dimensioni superiori a 1mm (1 filo) involucro protetto contro gli spruzzi d'acqua	protégé contre l'intrusion d'un objet solide de plus de 1mm (un câble) et éclaboussures d'eau de toute part
IP54	Geschützt gegen Staub in schädigender Menge und Spritzwasser aus allen Richtungen.	protection against damaging dust accumulation and splashproof – suitable for use in wet rooms and outdoor areas.	Protetto contro la polvere in quantità dannose e spruzzi d'acqua da tutte le direzioni.	Protégé contre la poussière dans les dommages, quantité et éclaboussures de toutes les directions.
IP65	Staubdicht und geschützt gegen Strahlwasser	dust-tight and protected from water jet	involucro protetto contro la polvere e protetto contro gli spruzzi d'acqua	protégé contre petite poussière et contre jet d'eau

MAKE IT YOURS!



COAX CABLE

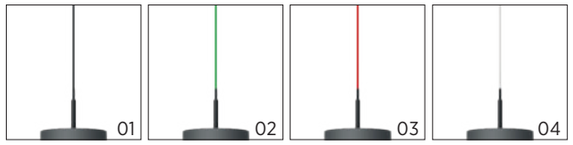

TEXTILE CABLE

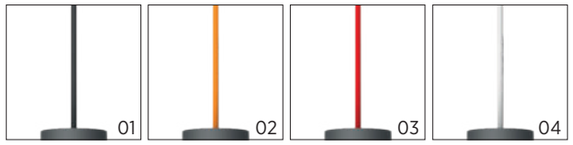

INDIRECT DIFFUSER



HOUSING

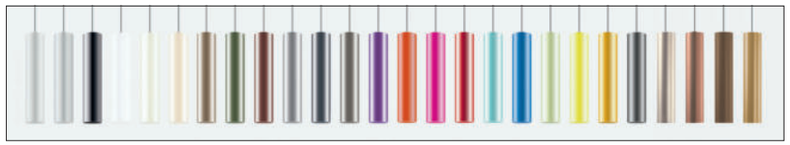

BEAM ANGLES

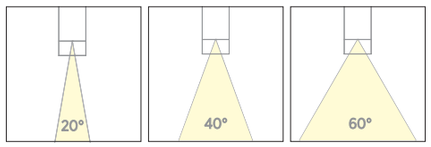

KORONA CONE

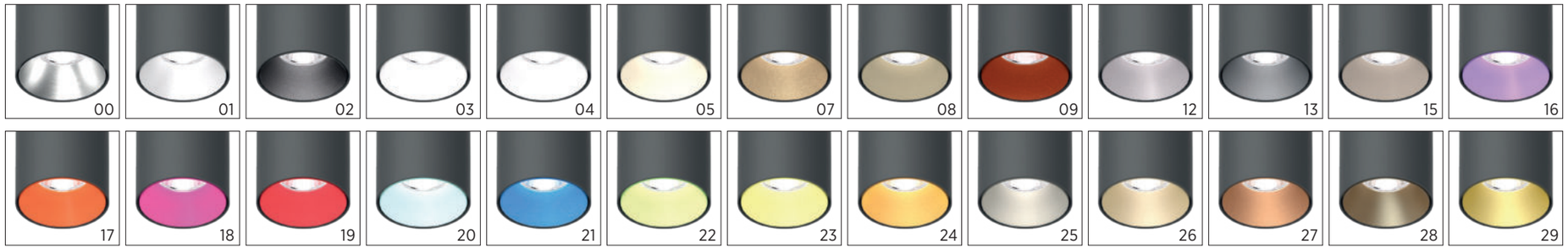

KORONA SHINE RING

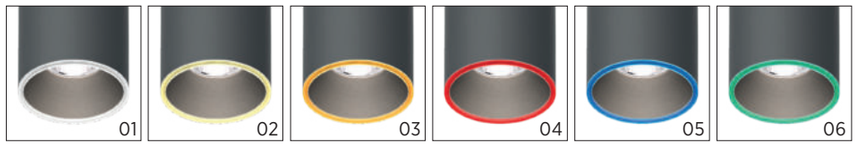

00 01 02 03 04 05 07 08 09 12 13 15 16 17 18 19 20 21 22 23 24 25 26 27 28 29

RAL Classic or any other special color on request

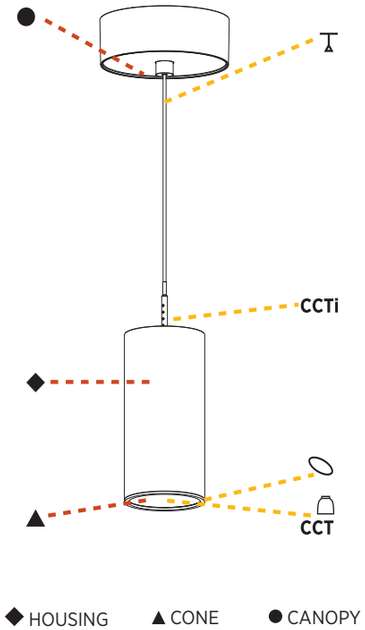

CONFIGURE ONLINE:
PROLICHT.AT/HANGOVER





WWW.PROLICHT.AT