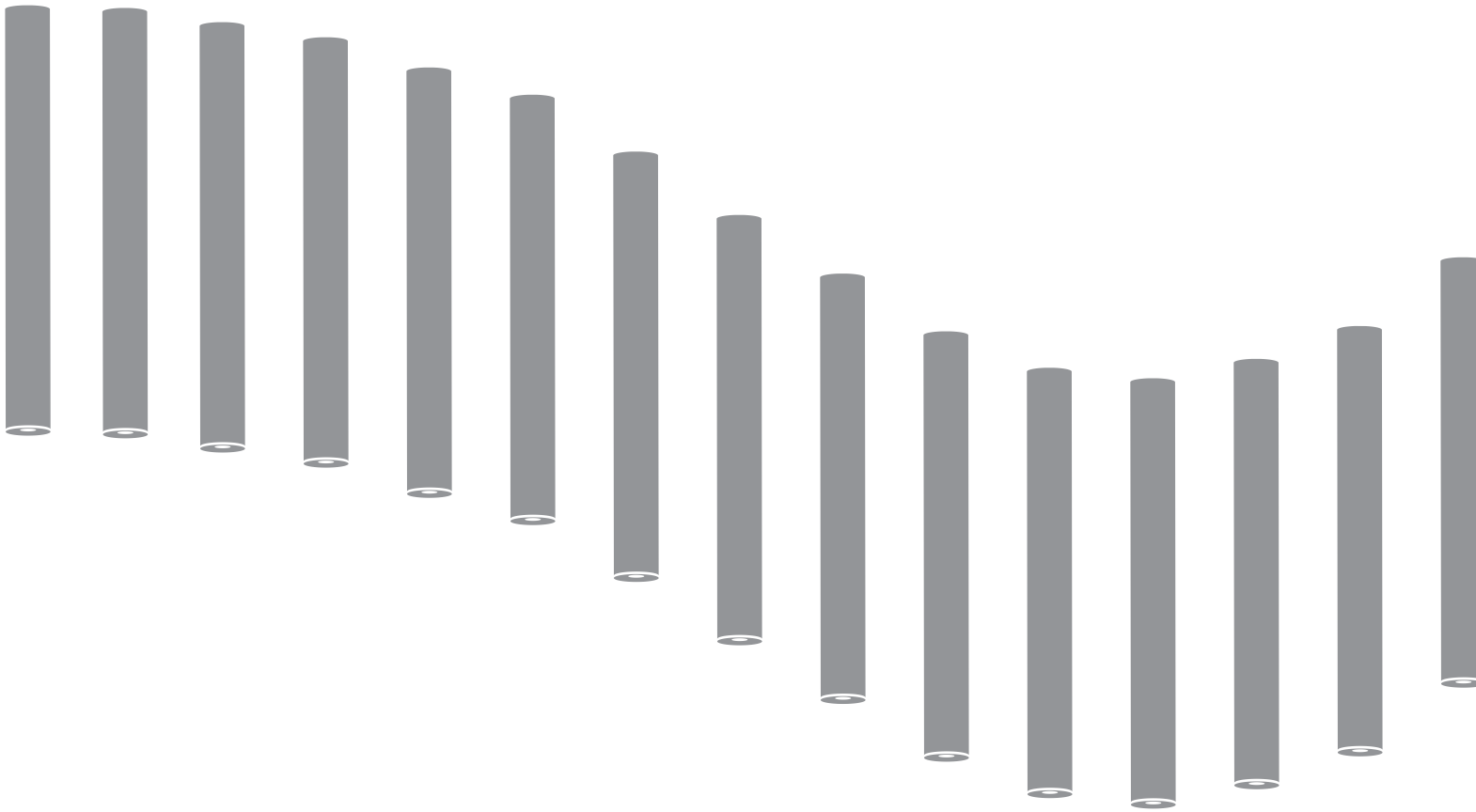


# 9.1 NEWS AUTUMN 2018



**WORKBOOK  
UPDATE**



Don't be like  
the rest of  
them

# NEWS

SEPTEMBER 2018

► SNOOKER  
HANGOVER PLUG ▼



▲ SIGN DIVA FLEX



▲ 3D ONLINE CONFIGURATOR FOR SNOOKER

Liebe PROLICHT-Freunde,

im März 2018 haben wir mit SNOOKER, der SIGN DIVA DANCER und dem Profil-System HYPRO mehrere bahnbrechende Produkte lanciert, die sich bereits großer Beliebtheit erfreuen. Nun möchten wir Sie über die ersten spannenden Weiterentwicklungen informieren.

Die Pendelleuchte SNOOKER ist aufgrund der hohen Nachfrage künftig auch als Einzelleuchte verfügbar. Der neu entwickelte Baldachin erlaubt eine einfache Verlängerung oder Verkürzung der jeweiligen Kabelabhängung. Zum etablierten Docking-System mit Bajonett-Anschluss hinzu, kommt eine unserer beliebtesten Leuchten: Die INVADER HANGOVER PLUG. Ob rund oder zylinderförmig – beide Leuchten kommen mit aktuellster Linsentechnologie und optionalem Shine-Ring und lassen sich flexibel miteinander kombinieren und austauschen. In Verbindung mit dem GRAVITY LIFT, den es nun auch für abhängende G-50-Kanäle und G-BOARD-Paneele gibt, wird die neue HANGOVER PLUG zum kreativen Highlight eines jeden Einrichters.

Ebenso viel Freiheit in der funktionalen und kreativen Raumgestaltung erlaubt die Flächenleuchte SIGN DIVA DANCER. Dabei sind nun auch die Modelle mit großflächigem Leuchtenkopf oder langem Pendelrohr nicht mehr an fix montierte Seilabhängungen gebunden. Ein speziell entwickelter Ring mit integriertem Schlitten ermöglicht es, auch diese jederzeit einfach und flexibel neu auszurichten. Wem die Schwenkbarkeit des Leuchtenkopfes ausreicht, der findet in der neuen SIGN DIVA FLEX das passende Modell. Mit ihrer einachsigen Verstellbarkeit positioniert sie sich direkt zwischen der starren SIGN DIVA TUBE und der zweiachsig verstellbaren SIGN DIVA DANCER.

Darüber hinaus haben wir zahlreiche Leuchten in unserem Sortiment verbessert. Die Downlight-Serie MAGIQ mit neu erhältlicher LFO-Linse von Bartenbach garantiert höchste Wirkung bei winziger Lichtaustrittsöffnung. Auch bei Strahlern der BIONIQ- und IMAGINE-Familien haben wir die Linsentechnologie stark verbessert. Der blendfreie RICO-Reflektor im HYPRO 40 Profilsystem ermöglicht sensationelle UGR-Werte und sieht dank neuer Abdeckung künftig noch besser aus. Viele unserer Leuchten sind nun auf Wunsch auch mit Casambi-kompatiblen Treiber-Geräten erhältlich. Eine erste Liste an kompatiblen Leuchten finden Sie auf Seite 61.

Spannende Produktneuheiten von PROLICHT erwarten Sie künftig im Halbjahrestakt. Mit dieser Broschüre stellen wir Ihnen unseren ersten Herbst-Launch vor. Das abgebildete Sortiment versteht sich als Erweiterung zum Workbook 9.

PROLICHT steht für Individualisierung und Geschwindigkeit. Unser konfigurierbares Standardsortiment gibt dabei nur einen Auszug unserer Lichtkompetenz wider. Finden Sie für Ihre Zwecke noch nicht die passenden Leuchten oder Varianten in unserem Katalog oder haben ganz spezielle Wünsche und Anforderungen, so setzen Sie sich zur persönlichen Abstimmung bitte direkt mit unserem Kundenberater in Verbindung.

Dear PROLICHT friends,

in March 2018, we have launched several ground-breaking products that are already enjoying great popularity - such as SNOOKER, SIGN DIVA DANCER and the HYPRO profile system. Now we would like to inform you about the latest developments and updates.

Due to the high demand, the pendant system SNOOKER is now also available as a single luminaire. The newly developed canopy allows easy extension or shortening of the respective cable suspension. For our well-established docking system with bayonet connector, we are also introducing a new version of one of our most popular luminaires: the INVADER HANGOVER PLUG. Whether round or cylindrical - both luminaires come with the latest lens technology and optional shine ring and can be flexibly combined and exchanged with each other. With GRAVITY LIFT, which is now also available for suspended G-50 channels and G-BOARD panels, the new HANGOVER PLUG is becoming every interior designer's new highlight.

The SIGN DIVA DANCER luminaire offers as much freedom in functional as in creative interior design. The models with a large-scale luminaire head or a long pendulum tube are no longer bound to fixed cable suspensions. A specially developed ring with integrated slider makes it possible to realign those easily and flexibly at any time. If the slewability of the luminaire head is sufficient, you will find the right model in the new SIGN DIVA FLEX. With its one-axis adjustability, it finds its position between the fixed SIGN DIVA TUBE and the two-axis adjustable SIGN DIVA DANCER.

In addition, we have updated and improved numerous luminaires in our product range. The MAGIQ downlight series with its newly available LFO lens from Bartenbach guarantees maximum effectiveness with a tiny light opening. We have also further improved the lens technology for spotlights of the BIONIQ and IMAGINE families. The glare-free RICO reflector in the HYPRO 40 profile system with sensational UGR values will look even better in future thanks to the new cover. Many of our lights are now also available on request with CASAMBI-compatible driver devices. A first list of compatible lights can be found on page 61.

From now on, PROLICHT will be introducing exciting product news and updates every six months. This brochure informs about our first autumn launch. The illustrated product range comes in addition to the Workbook 9 assortment.

PROLICHT stands for individualisation and high-speed manufacturing. Our configurable standard assortment represents parts of our light expertise. If you should not find the right luminaires or variants for your purposes in our catalogue or if you should have any special wishes and requirements, please contact your local sales representative for personal coordination.

Wolke Watz

# INNOVATION MAKES A DIFFERENCE



**HANGOVER PLUG**

**6**

**DE |** Die neue elegante Pendelleuchte als Einzel- leuchte mit Baldachin oder als Systemeinsatz mit Gravity Lift

**EN |** The new elegant suspended luminaire as single light or system insert with Gravity Lift



**SNOOKER**

**26**

**DE |** Das dekorative Highlight gibt es nun auch als Einzel- leuchte mit Ein- oder Anbau- Baldachin

**EN |** The decorative highlight is now also available as single light with recessed or surface mounted canopy



**SIGN DIVA**

**32**

**DE |** Noch mehr kreative Frei- heiten jetzt auch für große, schwenkbare Flächenleuchten

**EN |** Even more creative free- dom now also for big swivel- ling panel lights



**MAGIQ MICRO DOT**

**46**

**DE |** Unser bewährtes Down- light mit herausragender Leistung und winziger Licht- öffnung dank LFO-Linse

**EN |** Our proven downlight with excellent performance and tiny light opening thanks to LFO lens technology



**BIONIQ**

**52**

**DE |** Der König der Einbau- strahler ist nun mit weiterent- wickelter Linsentechnologie erhältlich

**EN |** The king of recessed spotlights is now available with further optimised lens technology




**IMAGINE PLUS**

**56**

**DE |** Der Strahler für anspruchsvolle Shop- Ausstatter mit optimierter Lin- se und optionalem Push-Dim

**EN |** The spotlight for am- bitious shop designers with optimised lens and optional Push-Dim



**RICO-REFLECTOR**

**58**

**DE |** Die Benchmark unter den blendfreien Profilsystemen kommt nun mit nahezu un- sichtbarer Abdeckung

**EN |** The benchmark for anti-glare profile systems is now available with ultra trans- parent cover



**CASAMBI**

**60**

**DE |** Moderne Leuchten-Steue- rung mittels Bluetooth Low Energy

**EN |** Modern light control using Bluetooth Low Energy technology

# INVADER HANGOVER PLUG WITH CANOPY



HANGOVER PLUG  
**STANDARD**  
in „Crystal White“ - No. 03  
150 mm



HANGOVER PLUG  
**SHINE**  
with yellow shine ring  
300 mm




HANGOVER PLUG  
**STANDARD**  
with LFO lens  
450 mm



## H C P L

INVADER suitable for:  
HOSPITALITY | CORPORATE | PUBLIC | LIVING



Lens: 24°, 3000 K

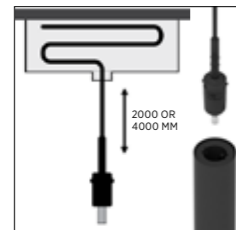
### DE | KURZÜBERSICHT

In der neuen HANGOVER PLUG Variante erscheint das neueste Modell der INVADER HANGOVER Serie mit demselben Bajonett-Anschluss, wie er auch von der SNOOKER Familie bekannt ist. Das ausgeklügelte Docking-System ermöglicht einfache Verstellbarkeit, Fixierung und Austausch der Leuchte. Die unterschiedlichen Varianten mit Ein- oder Anbau-Baldachin kommen mit verschiedensten Linsen-Technologien und - als dekoratives Highlight - mit optionalem Korona Shine Ring.

### EN | SHORTCUT

In the new HANGOVER PLUG variant the latest model of the INVADER HANGOVER series comes with the same bayonet connector as it is already known from the SNOOKER family. The sophisticated docking system facilitates adjustments, fixing and exchange of the luminaires. The different variants with recessed or surface-mounted canopy come with a variety of lens technologies and - as a decorative highlight - with an optional Korona shine ring.

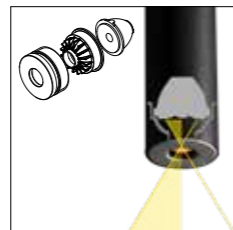
#### PLUG&PLAY DOCKING SYSTEM



Ein ausgeklügeltes Docking-System garantiert den schnellen Austausch und die rasche Verriegelung der verschiedenen HANGOVER-PLUG-Module. Die Leuchte ist mit einer Seillänge von 2 oder 4 Metern erhältlich und kann jederzeit durch Aufwickeln im Baldachin manuell gekürzt bzw. verlängert werden.

A sophisticated docking system guarantees fast replacement and quick locking of the various HANGOVER PLUG modules. The luminaire is available with a rope length of 2 and 4 meters and can be shortened or extended anytime by manually spooling inside the canopy.

#### ADVANCED LENS TECHNOLOGY



Die integrierte Linsenoptik ermöglicht Ausstrahlwinkel zwischen 24° und 58°. Die verfügbaren Varianten mit LFO-Technologie von Bartenbach (34° oder 55°) bieten maximale Wirkung bei minimaler Lichtaustrittsöffnung.

The integrated lens optics allow beam angles between 24° and 58°. The available variants with LFO technology from Bartenbach (34° or 55°) offer maximum effect with minimal light emission opening.

#### KORONA CONE & SHINE RING



Mit Korona Cone Einsätzen in 25 Farben lassen sich in der Raumgestaltung farbig leuchtende Akzente setzen. Die Variante mit Korona Shine Ring setzt ein zusätzliches Statement in 6 verfügbaren Farben.

With Korona Cone inserts in 25 colours, brightly coloured accents can be set in the interior design. The version with Korona Shine Ring adds an additional statement in 6 available colours.

#### CASAMBI & PHASE-CUT




Die INVADER HANGOVER-Leuchten sind mit unterschiedlichsten Dimm-Möglichkeiten ausgestattet: Die erhältlichen Varianten mit DALI-Dim und Casambi unterstützen darüber hinaus auch Push-Dim.

The INVADER HANGOVER luminaires are available with a wide range of dimming options: The available versions with DALI-Dim and Casambi also support Push-Dim.

#### 25 PROLICHT COLOURS

▼ luminaires available in:



**RAL** and any other special colour on request

### INVADER

|             |  | HANGOVER PLUG                                   |   |
|-------------|--|---|---|
|             |  | STANDARD  | SHINE   |
| DIMENSION   | mm   | Ø28 H: 150<br>Ø28 H: 300<br>Ø28 H: 450          | Ø28 H: 150<br>Ø28 H: 300<br>Ø28 H: 450          |
| MOUNTING    | Recessed Canopy<br>Surface Canopy                            | ●<br>●  | ●<br>●  |
| LED         | Lumen<br>Wattage<br>CCT:                                     | 328 - 386<br>7.00<br>2700 K<br>3000 K<br>4000 K | 328 - 386<br>7.00<br>2700 K<br>3000 K<br>4000 K |
| FINISH      | PROLICHT colour combinations                                 | 15.625  | 15.625  |
| CONTROL     | Standard   Phasecut<br>DALI   Push Dim<br>Casambi   Push Dim | ●<br>●<br>●                                     | ●<br>●<br>●                                     |
| PROTECTION  | IP20   | ●   | ●   |
| OPTICAL     | Direct distribution  | ●   | ●   |
| BEAM ANGLES | Lens<br>LFO Lens   | 24° / 32° / 58°<br>34° / 55°                    | 24° / 32° / 58°                                 |
| FEATURES    | Korona Cone<br>Korona Shine<br>Plug&Play Docking System      | ●<br>●<br>●                                     | ●<br>●<br>●                                     |

● in Verwendung mit LFO-Linse geht der Korona-Effekt verloren | When used with an LFO lens, the Korona Effect is lost.

## HANGOVER PLUG

NEW

| DIMENSION MM | LED    | WATT | LUMEN MAX. | CRI | ART-NO   | TECHN. OPTIONS |       |       |          |       |       |     |            |              |        |                           |                |
|--------------|--------|------|------------|-----|----------|----------------|-------|-------|----------|-------|-------|-----|------------|--------------|--------|---------------------------|----------------|
|              |        |      |            |     |          | I-25           | I-25  | I-25  |          |       |       |     |            |              |        |                           |                |
| Ø28 H: 150   | 2700 K | 7    | 328        | 90  | 420-1660 | ◆              | ▲     | ●     |          |       |       |     |            |              |        |                           |                |
|              | 3000 K | 7    | 363        | 90  | 420-1661 | ◆              | ▲     | ●     |          |       |       |     |            |              |        |                           |                |
|              | 4000 K | 7    | 386        | 90  | 420-1662 | ◆              | ▲     | ●     |          |       |       |     |            |              |        |                           |                |
| IP20         |        |      |            |     |          | 500 mA         |       |       | excl.    |       |       |     |            |              |        |                           |                |
| Ø28 H: 300   | 2700 K | 7    | 328        | 90  | 420-1667 | ◆              | ▲     | ●     |          |       |       |     |            |              |        |                           |                |
|              | 3000 K | 7    | 363        | 90  | 420-1668 | ◆              | ▲     | ●     |          |       |       |     |            |              |        |                           |                |
|              | 4000 K | 7    | 386        | 90  | 420-1669 | ◆              | ▲     | ●     |          |       |       |     |            |              |        |                           |                |
| IP20         |        |      |            |     |          | 500 mA         |       |       | excl.    |       |       |     |            |              |        |                           |                |
| Ø28 H: 450   | 2700 K | 7    | 328        | 90  | 420-1674 | ◆              | ▲     | ●     |          |       |       |     |            |              |        |                           |                |
|              | 3000 K | 7    | 363        | 90  | 420-1675 | ◆              | ▲     | ●     |          |       |       |     |            |              |        |                           |                |
|              | 4000 K | 7    | 386        | 90  | 420-1676 | ◆              | ▲     | ●     |          |       |       |     |            |              |        |                           |                |
| IP20         |        |      |            |     |          | 500 mA         |       |       | excl.    |       |       |     |            |              |        |                           |                |
| LENS         |        |      |            |     |          | ...24          | ...32 | ...58 | STANDARD | ...34 | ...55 | LFO | SUSPENSION | CABLE LENGTH | 01     | 02                        | ORDER EXAMPLE: |
| LENS         |        |      |            |     |          | 24°            | 32°   | 58°   |          | 34°   | 55°   |     |            | 2000mm       | 4000mm | 420-1662 - 03 03 03 34 02 |                |

## HANGOVER PLUG

NEW

| DIMENSION MM | LED    | WATT | LUMEN MAX. | CRI | STANDARD PHASE CUT | DALI-DIM PUSH DIM | CASAMBI PUSH DIM | TECHN. OPTIONS |          |       |       |     |            |              |        |                           |                |
|--------------|--------|------|------------|-----|--------------------|-------------------|------------------|----------------|----------|-------|-------|-----|------------|--------------|--------|---------------------------|----------------|
|              |        |      |            |     |                    |                   |                  | I-25           | I-25     | I-25  |       |     |            |              |        |                           |                |
| Ø28 H: 150   | 2700 K | 7    | 328        | 90  | 420-1600           | 420-1603          | 420-1606         | ◆              | ▲        | ●     |       |     |            |              |        |                           |                |
|              | 3000 K | 7    | 363        | 90  | 420-1601           | 420-1604          | 420-1607         | ◆              | ▲        | ●     |       |     |            |              |        |                           |                |
|              | 4000 K | 7    | 386        | 90  | 420-1602           | 420-1605          | 420-1608         | ◆              | ▲        | ●     |       |     |            |              |        |                           |                |
| IP20         |        |      |            |     |                    | 500 mA            |                  |                | incl.    |       |       |     |            |              |        |                           |                |
| Ø28 H: 300   | 2700 K | 7    | 328        | 90  | 420-1619           | 420-1622          | 420-1625         | ◆              | ▲        | ●     |       |     |            |              |        |                           |                |
|              | 3000 K | 7    | 363        | 90  | 420-1620           | 420-1623          | 420-1626         | ◆              | ▲        | ●     |       |     |            |              |        |                           |                |
|              | 4000 K | 7    | 386        | 90  | 420-1621           | 420-1624          | 420-1627         | ◆              | ▲        | ●     |       |     |            |              |        |                           |                |
| IP20         |        |      |            |     |                    | 500 mA            |                  |                | incl.    |       |       |     |            |              |        |                           |                |
| Ø28 H: 450   | 2700 K | 7    | 328        | 90  | 420-1638           | 420-1641          | 420-1644         | ◆              | ▲        | ●     |       |     |            |              |        |                           |                |
|              | 3000 K | 7    | 363        | 90  | 420-1639           | 420-1642          | 420-1645         | ◆              | ▲        | ●     |       |     |            |              |        |                           |                |
|              | 4000 K | 7    | 386        | 90  | 420-1640           | 420-1643          | 420-1646         | ◆              | ▲        | ●     |       |     |            |              |        |                           |                |
| IP20         |        |      |            |     |                    | 500 mA            |                  |                | incl.    |       |       |     |            |              |        |                           |                |
| LENS         |        |      |            |     |                    | ...24             | ...32            | ...58          | STANDARD | ...34 | ...55 | LFO | SUSPENSION | CABLE LENGTH | 01     | 02                        | ORDER EXAMPLE: |
| LENS         |        |      |            |     |                    | 24°               | 32°              | 58°            |          | 34°   | 55°   |     |            | 2000mm       | 4000mm | 420-1642 - 03 03 03 55 02 |                |

## HANGOVER PLUG SHINE

NEW

| DIMENSION MM | LED    | WATT | LUMEN MAX. | CRI | ART-NO   | TECHN. OPTIONS |       |       |          |                      |  |              |     |     |     |     |     |     |                           |
|--------------|--------|------|------------|-----|----------|----------------|-------|-------|----------|----------------------|--|--------------|-----|-----|-----|-----|-----|-----|---------------------------|
|              |        |      |            |     |          | I-25           | I-25  | I-25  |          |                      |  |              |     |     |     |     |     |     |                           |
| Ø28 H: 150   | 2700 K | 7    | 328        | 90  | 420-1663 | ◆              | ▲     | ●     |          |                      |  |              |     |     |     |     |     |     |                           |
|              | 3000 K | 7    | 363        | 90  | 420-1664 | ◆              | ▲     | ●     |          |                      |  |              |     |     |     |     |     |     |                           |
|              | 4000 K | 7    | 386        | 90  | 420-1665 | ◆              | ▲     | ●     |          |                      |  |              |     |     |     |     |     |     |                           |
| IP20         |        |      |            |     |          | 500 mA         |       |       | excl.    |                      |  |              |     |     |     |     |     |     |                           |
| Ø28 H: 300   | 2700 K | 7    | 328        | 90  | 420-1670 | ◆              | ▲     | ●     |          |                      |  |              |     |     |     |     |     |     |                           |
|              | 3000 K | 7    | 363        | 90  | 420-1671 | ◆              | ▲     | ●     |          |                      |  |              |     |     |     |     |     |     |                           |
|              | 4000 K | 7    | 386        | 90  | 420-1672 | ◆              | ▲     | ●     |          |                      |  |              |     |     |     |     |     |     |                           |
| IP20         |        |      |            |     |          | 500 mA         |       |       | excl.    |                      |  |              |     |     |     |     |     |     |                           |
| Ø28 H: 450   | 2700 K | 7    | 328        | 90  | 420-1677 | ◆              | ▲     | ●     |          |                      |  |              |     |     |     |     |     |     |                           |
|              | 3000 K | 7    | 363        | 90  | 420-1678 | ◆              | ▲     | ●     |          |                      |  |              |     |     |     |     |     |     |                           |
|              | 4000 K | 7    | 386        | 90  | 420-1679 | ◆              | ▲     | ●     |          |                      |  |              |     |     |     |     |     |     |                           |
| IP20         |        |      |            |     |          | 500 mA         |       |       | excl.    |                      |  |              |     |     |     |     |     |     |                           |
| LENS         |        |      |            |     |          | ...24          | ...32 | ...58 | STANDARD | SHINE RING and susp. |  | CABLE LENGTH | 1.. | 2.. | 3.. | 4.. | 5.. | 6.. | ORDER EXAMPLE:            |
| LENS         |        |      |            |     |          | 24°            | 32°   | 58°   |          |                      |  |              | 1.. | 2.. | 3.. | 4.. | 5.. | 6.. | 420-1677 - 03 03 03 58 61 |

## HANGOVER PLUG SHINE

NEW

| DIMENSION MM | LED    | WATT | LUMEN MAX. | CRI | STANDARD PHASE CUT | DALI-DIM PUSH DIM | CASAMBI PUSH DIM | TECHN. OPTIONS |          |                      |  |              |     |     |     |     |     |     |                           |
|--------------|--------|------|------------|-----|--------------------|-------------------|------------------|----------------|----------|----------------------|--|--------------|-----|-----|-----|-----|-----|-----|---------------------------|
|              |        |      |            |     |                    |                   |                  | I-25           | I-25     | I-25                 |  |              |     |     |     |     |     |     |                           |
| Ø28 H: 150   | 2700 K | 7    | 328        | 90  | 420-1609           | 420-1612          | 420-1615         | ◆              | ▲        | ●                    |  |              |     |     |     |     |     |     |                           |
|              | 3000 K | 7    | 363        | 90  | 420-1610           | 420-1613          | 420-1616         | ◆              | ▲        | ●                    |  |              |     |     |     |     |     |     |                           |
|              | 4000 K | 7    | 386        | 90  | 420-1611           | 420-1614          | 420-1617         | ◆              | ▲        | ●                    |  |              |     |     |     |     |     |     |                           |
| IP20         |        |      |            |     |                    | 500 mA            |                  |                | incl.    |                      |  |              |     |     |     |     |     |     |                           |
| Ø28 H: 300   | 2700 K | 7    | 328        | 90  | 420-1628           | 420-1631          | 420-1634         | ◆              | ▲        | ●                    |  |              |     |     |     |     |     |     |                           |
|              | 3000 K | 7    | 363        | 90  | 420-1629           | 420-1632          | 420-1635         | ◆              | ▲        | ●                    |  |              |     |     |     |     |     |     |                           |
|              | 4000 K | 7    | 386        | 90  | 420-1630           | 420-1633          | 420-1636         | ◆              | ▲        | ●                    |  |              |     |     |     |     |     |     |                           |
| IP20         |        |      |            |     |                    | 500 mA            |                  |                | incl.    |                      |  |              |     |     |     |     |     |     |                           |
| Ø28 H: 450   | 2700 K | 7    | 328        | 90  | 420-1647           | 420-1650          | 420-1653         | ◆              | ▲        | ●                    |  |              |     |     |     |     |     |     |                           |
|              | 3000 K | 7    | 363        | 90  | 420-1648           | 420-1651          | 420-1654         | ◆              | ▲        | ●                    |  |              |     |     |     |     |     |     |                           |
|              | 4000 K | 7    | 386        | 90  | 420-1649           | 420-1652          | 420-1655         | ◆              | ▲        | ●                    |  |              |     |     |     |     |     |     |                           |
| IP20         |        |      |            |     |                    | 500 mA            |                  |                | incl.    |                      |  |              |     |     |     |     |     |     |                           |
| LENS         |        |      |            |     |                    | ...24             | ...32            | ...58          | STANDARD | SHINE RING and susp. |  | CABLE LENGTH | 1.. | 2.. | 3.. | 4.. | 5.. | 6.. | ORDER EXAMPLE:            |
| LENS         |        |      |            |     |                    | 24°               | 32°              | 58°            |          |                      |  |              | 1.. | 2.. | 3.. | 4.. | 5.. | 6.. | 420-1615 - 03 03 03 32 51 |

| LED-TREIBER > LED DRIVER                | DIMENSION MM  | I OUT         | U OUT        | P OUT  | ART-N° STANDARD | INTERFACE | MM   |
|---|---------------|---------------|--------------|--------|-----------------|-----------|------|
| STANDARD/PHASECUT talexx converter LCBI | 102 x 51 x 30 | 500 mA const. | 13,5-30 V DC | 7-15 W | 14-00110        |           | Ø 54 |
| DALI DC Mini Jolly                      | 110 x 52 x 22 | 500 mA const. | 0-40 V DC    | 0-20 W | 16-00005        |           | Ø 58 |
| professionelle CASAMBI                  | 146 x 44 x 30 | 500 mA const. | 3-54 V DC    | 27 W   | 16-00083        |           | Ø 54 |

▼ HANGOVER PLUG WITH KORONA CONE



HANGOVER PLUG WITH KORONA CONE AND KORONA SHINE ▼



▲ MIX & MATCH SNOOKER WITH HANGOVER PLUG



▲ AVAILABLE WITH BARTENBACH LFO LENS



▲ HANGOVER PLUG WITH KORONA SHINE AND SURFACE CANOPY


# INVADER HANGOVER PLUG FOR 2LOOK4 MAGTRACK



PHOTO: ARMIN KUPPRIAN

H C P L

INVADER suitable for:  
RETAIL | CORPORATE | PUBLIC | LIVING



Lens: 32°, 3000 K

## DE | KURZÜBERSICHT

- Stranggepresstes, randloses Knife-Edge-Profilssystem aus Aluminium
- Sichtbare Öffnung von 25 mm
- Magnetische Befestigung für diverse Module
- Bei Powerline Communication werden Befehle über Gleichstromleitungen übermittelt. Dies ermöglicht die volle Kontrolle über einzelne Leuchten
- ON/OFF- oder DALI-Dim
- Für HANGOVER PLUG und SNOOKER geeignete Version, auch mit speziellem 48 V-Adapter verfügbar

## EN | SHORTCUT

- Knife-edge, extruded aluminium trimless profile system
- Visible opening of 25 mm
- Magnetic fixation of the various modules
- Power line communication offers full control of individual luminaires by sending commands via DC power lines
- ON/OFF or DALI dim
- Version to suit HANGOVER PLUG and SNOOKER also available with special 48 V adapter

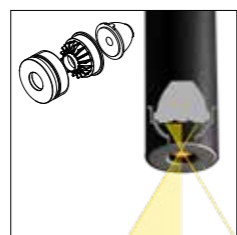
### TOOL-FREE MOUNTING 48 V



Alle Leuchten können magnetisch befestigt werden, was ein werkzeugloses Montieren und Versetzen ermöglicht. Das Kabel kann jederzeit flexibel verlängert oder verkürzt werden.

All fittings can be magnetically installed, ensuring tool-free mounting and repositioning. The cable length can be flexibly adjusted any time.

### ADVANCED LENS TECHNOLOGY



Die integrierte Linsenoptik ermöglicht Ausstrahlwinkel zwischen 24° und 58°. Die verfügbaren Varianten mit LFO-Technologie von Bartenbach (34° oder 55°) bieten maximale Wirkung bei minimaler Lichtaustrittsöffnung.

The integrated lens optics allow beam angles between 24° and 58°. The available variants with LFO technology from Bartenbach (34° or 55°) offer maximum effect with minimal light emission opening.

### KORONA CONE & SHINE RING



Mit Korona Cone Einsätzen - in 25 Farben - lassen sich in der Raumgestaltung farbig leuchtende Akzente setzen. Die Variante mit Korona Shine Ring setzt ein zusätzliches Statement in 6 verfügbaren Farben.

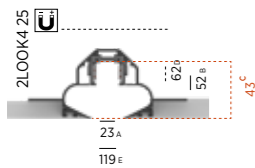
With Korona Cone inserts in 25 colours, brightly coloured accents can be set in the interior design. The version with Korona Shine Ring adds an additional statement in 6 available colours.

### MIX & MATCH



HANGOVER PLUG und SNOOKER-Leuchten lassen sich perfekt miteinander kombinieren. Die universelle Stecker-Verbindung erlaubt einen schnellen und einfachen Austausch.

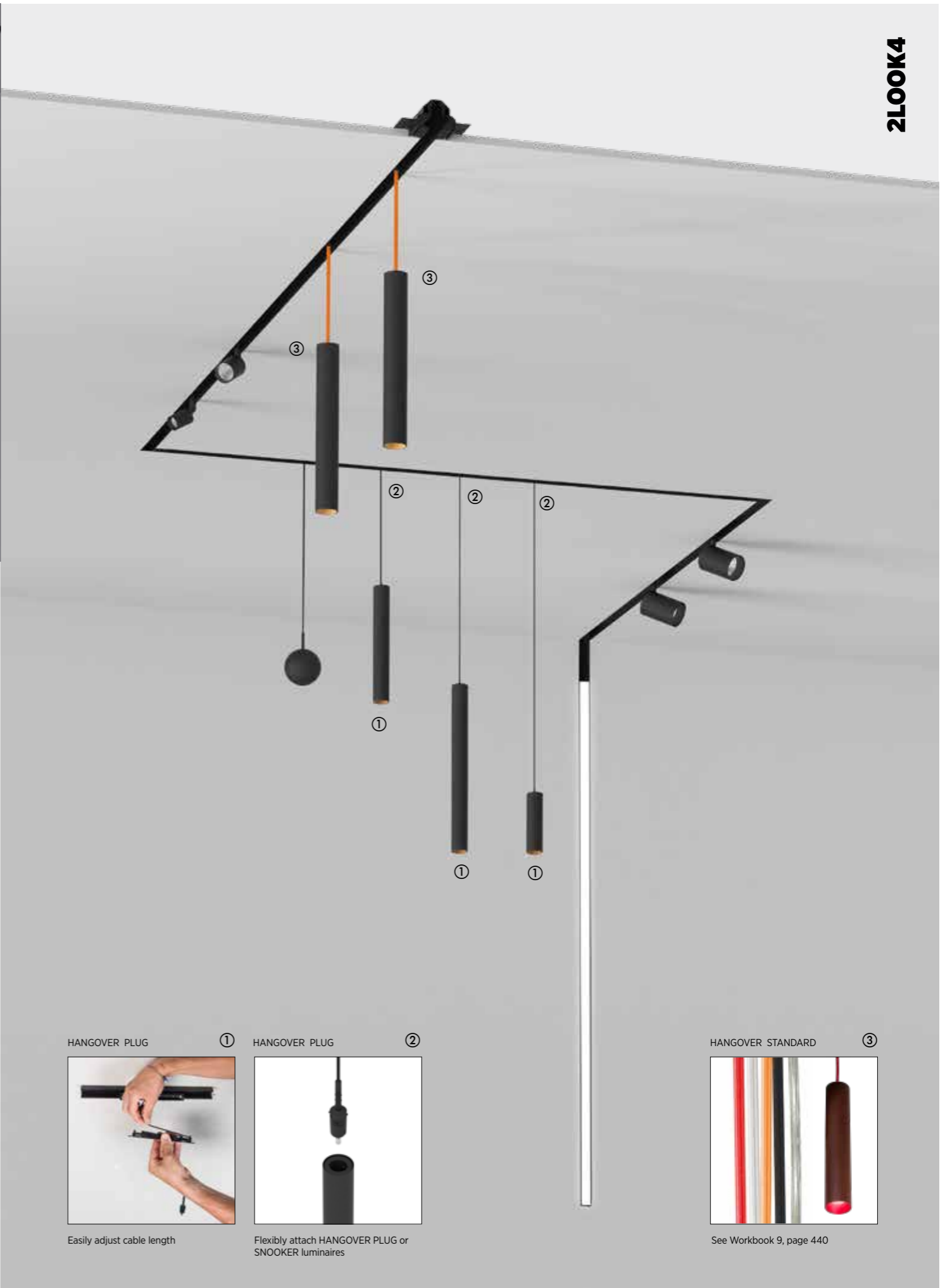
HANGOVER PLUG and SNOOKER luminaires together are a perfect match. Thanks to the universal bayonet plug, luminaires can be exchanged quickly and easily.



A: Opening width | B: Recess depth  
C: Opening depth | D: Profile height  
E: Width including mounting brackets

channel available in:

02



2LOOK4

HANGOVER PLUG ①




Easily adjust cable length

HANGOVER PLUG ②



Flexibly attach HANGOVER PLUG or SNOOKER luminaires

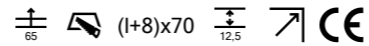
HANGOVER STANDARD ③


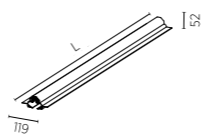

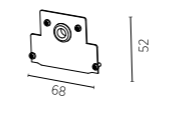

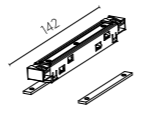

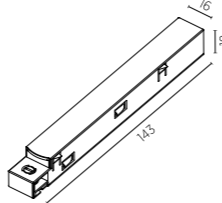

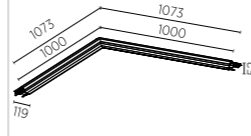

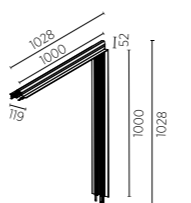

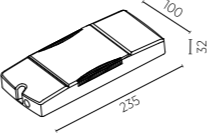

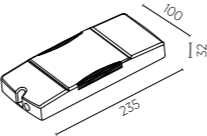



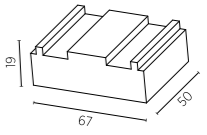
See Workbook 9, page 440




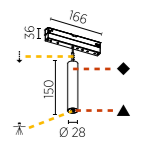








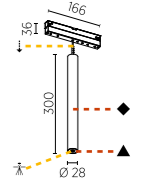








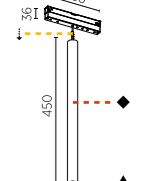
















# 2LOOK4 25 MAGTRACK




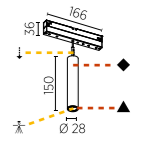





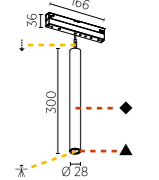





















| KOMPONENTEN > COMPONENTS   | ART.-NO  | DIMENSION      |        | STANDARD | DALI-DIM | TECHN. OPTIONS | Image   |
|--|----------|----------------|--------|----------|----------|----------------|---|
|  |          | MM             | MM     |          |          |                |   |
|  <p><b>A</b><br/>ALUMINIUM PROFIL SCHWARZ<br/>ALUMINIUM PROFILE BLACK</p>                 | 140-0220 | 1000x119 H:52  | 1000mm |          |          |                |    |
|  | 140-0221 | 2000x119 H:52  | 2000mm |          |          |                |   |
|  | 140-0222 | 3000x119 H:52  | 3000mm |          |          |                |   |
|  <p><b>B</b><br/>ENDDECKEL SCHWARZ<br/>END CAP BLACK</p>                                  | 140-0223 | 68x9 H:52      |        |          |          |                |    |
|  <p><b>C</b><br/>LINIENVERBINDER SCHWARZ<br/>LINEAR COUPLER BLACK</p>                     | 140-0224 | 142x18 H:16    |        |          |          |                |    |
|  <p><b>D</b><br/>EINSPEISUNG 48V SCHWARZ<br/>POWER FEED 48V BLACK</p>                    | 140-0225 | 143x18 H:16    |        |          |          |                |   |
|  <p><b>E</b><br/>ECKVERBINDER 90° SCHWARZ<br/>CORNER COUPLER 90° BLACK</p>              | 140-0226 | 1073x1073 H:52 |        |          |          |                |  |
|  <p><b>E</b><br/>VERTIKAL VERBINDER 90° SCHWARZ<br/>VERTICAL COUPLER 90° BLACK</p>      | 140-0227 | 1028x1028 H:52 |        |          |          |                |  |
|  <p><b>F</b><br/>VERSORGUNGSEINHEIT 48V 150W<br/>POWER SUPPLY UNIT 48V 150W</p>         | 14-00527 | 235x100 H:32   |        |          |          |                |  |
|  <p><b>F</b><br/>VERSORGUNGSEINHEIT 48V 150W DIM<br/>POWER SUPPLY UNIT 48V 150W DIM</p> | 14-00528 | 235x100 H:32   |        |          |          |                |  |

| KOMPONENTEN > COMPONENTS   | ART.-NO  | DIMENSION  |    | STANDARD | DALI-DIM | TECHN. OPTIONS | Image   |
|--|----------|------------|----|----------|----------|----------------|---|
|  |          | MM         | MM |          |          |                |   |
|  <p><b>G</b><br/>MONTAGEHILFE<br/>FRAME ALIGNMENT KIT</p> | 140-0238 | 67x50 H:19 |    |          |          |                |  |

## HANGOVER PLUG

| Image  | DIMENSION MM | LED    | WATT | LUMEN MAX. | CRI | ART.-NO  |          | 1-25 | 1-25 | 1-25 | TECHN. OPTIONS | Image  |
|--|--------------|--------|------|------------|-----|----------|----------|------|------|------|----------------|--|
|  |              |        |      |            |     | STANDARD | DALI-DIM |      |      |      |                |  |
|   | Ø28 H: 150   | 2700 K | 7    | 328        | 90  | 810-0410 | 810-0413 | ◆    | ▲    | ⚡    | ↓              |   |
|  |              |        |      |            |     | 810-0411 | 810-0414 | ◆    | ▲    | ⚡    | ↓              |  |
|  |              |        |      |            |     | 810-0412 | 810-0415 | ◆    | ▲    | ⚡    | ↓              |  |
| <b>IP20</b> 48V DC          |              |        |      |            |     |          |          |      |      |      |                |  |
|   | Ø28 H: 300   | 2700 K | 7    | 328        | 90  | 810-0423 | 810-0426 | ◆    | ▲    | ⚡    | ↓              |   |
|  |              |        |      |            |     | 810-0424 | 810-0427 | ◆    | ▲    | ⚡    | ↓              |  |
|  |              |        |      |            |     | 810-0425 | 810-0428 | ◆    | ▲    | ⚡    | ↓              |  |
| <b>IP20</b> 48V DC          |              |        |      |            |     |          |          |      |      |      |                |  |
|    | Ø28 H: 450   | 2700 K | 7    | 328        | 90  | 810-0436 | 810-0439 | ◆    | ▲    | ⚡    | ↓              |  |
|  |              |        |      |            |     | 810-0437 | 810-0440 | ◆    | ▲    | ⚡    | ↓              |  |
|  |              |        |      |            |     | 810-0438 | 810-0441 | ◆    | ▲    | ⚡    | ↓              |  |
| <b>IP20</b> 48V DC          |              |        |      |            |     |          |          |      |      |      |                |  |
| <b>LENS</b> ...24 ...32 ...58 STANDARD ...34 ...55 LFO<br> 24°  32°  58°  34°  55°  LFO<br> SUSPENSION CABLE LENGTH<br> 01 2000mm  02 4000mm<br><b>ORDER EXAMPLE:</b> ◆ ▲ ⚡ ↓ <b>810-0412 - 03 03 34 01</b> |              |        |      |            |     |          |          |      |      |      |                |  |

## HANGOVER PLUG SHINE

| Image  | DIMENSION MM | LED    | WATT | LUMEN MAX. | CRI | ART.-NO  |          | 1-25 | 1-25 | 1-25 | TECHN. OPTIONS | Image   |
|--|--------------|--------|------|------------|-----|----------|----------|------|------|------|----------------|---|
|  |              |        |      |            |     | STANDARD | DALI-DIM |      |      |      |                |   |
|   | Ø28 H: 150   | 2700 K | 7    | 328        | 90  | 810-0416 | 810-0419 | ◆    | ▲    | ⚡    | ↑              |  |
|  |              |        |      |            |     | 810-0417 | 810-0420 | ◆    | ▲    | ⚡    | ↑              |   |
|  |              |        |      |            |     | 810-0418 | 810-0421 | ◆    | ▲    | ⚡    | ↑              |   |
| <b>IP20</b>         48V DC   |              |        |      |            |     |          |          |      |      |      |                |   |
|   | Ø28 H: 300   | 2700 K | 7    | 328        | 90  | 810-0429 | 810-0432 | ◆    | ▲    | ⚡    | ↑              |  |
|  |              |        |      |            |     | 810-0430 | 810-0433 | ◆    | ▲    | ⚡    | ↑              |   |
|  |              |        |      |            |     | 810-0431 | 810-0434 | ◆    | ▲    | ⚡    | ↑              |   |
| <b>IP20</b>         48V DC   |              |        |      |            |     |          |          |      |      |      |                |   |
|   | Ø28 H: 450   | 2700 K | 7    | 328        | 90  | 810-0442 | 810-0445 | ◆    | ▲    | ⚡    | ↑              |  |
|  |              |        |      |            |     | 810-0443 | 810-0446 | ◆    | ▲    | ⚡    | ↑              |   |
|  |              |        |      |            |     | 810-0444 | 810-0447 | ◆    | ▲    | ⚡    | ↑              |   |
| <b>IP20</b>         48V DC   |              |        |      |            |     |          |          |      |      |      |                |   |
| <b>LENS</b> ...24 ...32 ...58 STANDARD ...1. ...2. ...3. ...4. ...5. ...6.<br> 24°  32°  58°  1.  2.  3.  4.  5.  6.<br> SHINE RING and susp.         <br> SUSPENSION CABLE LENGTH<br> 1. 2000mm  2. 4000mm<br><b>ORDER EXAMPLE:</b> ◆ ▲ ⚡ ↑ <b>810-0443 - 03 03 24 22</b> |              |        |      |            |     |          |          |      |      |      |                |   |

HANGOVER PLUG  
SNOOKER  
SIGN DIVA  
MAGGIO MICRO DOT  
BIONIQ  
IMAGINE PLUS  
RICO LED LINE  
CASAMBI

# INVADER HANGOVER PLUG FOR G-50 CHANNEL WITH GRAVITY LIFT




PHOTO: ARMIN KUPRIAN

G-50 CHANNEL

HANGOVER PLUG  
SNOOKER  
SIGN DIVA  
MAGIQ MICRO DOT  
BIONIQ  
IMAGINE PLUS  
RICO LED LINE  
CASAMBI

H C P L

INVADER suitable for:  
HOSPITALITY | CORPORATE | PUBLIC | LIVING



Lens: 58°, 3000 K

## DE | KURZÜBERSICHT G-50 CHANNEL | GRAVITY LIFT

- Randloser Kanal mit interner Niedervoltschiene
- Verfügbar als Einbau-, Anbau- und Pendelversion
- Flexible Justierbarkeit über 1,5 m
- Kabelverlängerung um weitere 3,5 m
- Hörbarer Klick alle 10 cm
- Ausgestattet mit einem magnetischen 48 V-Adapter

## INVADER HANGOVER PLUG

- Abstrahlwinkel 24° bis 58° – sehr geringer UGR
- Optional mit LFO-Linse von Bartenbach
- Verfügbar als STANDARD, DECOR oder mit einem beleuchteten SHINE-Ring (6 Farben)

## EN | SHORTCUT G-50 CHANNEL | GRAVITY LIFT

- Trimless channel with an internal low voltage track
- Available as recessed-, surface- and suspended version
- Variable adjustability over 1.5 m
- Option to extend the cable by another 3.5 m
- Audible click every 10 cm
- Fitted with a 48 V magnetic adapter

## INVADER HANGOVER PLUG

- Beam angle 24° to 58° – very low UGR
- Also available with Bartenbach LFO lens
- Available in STANDARD, DECOR or with an illuminated SHINE ring (6 colours)


NEW



Der G-50 CHANNEL ist nun auch als abgehängte Pendel-Version verfügbar.

The G-50 CHANNEL is now also available as suspended version.

### SERVING WITH GRAVITY LIFT



SERVING mit GRAVITY LIFT lenkt das Licht, mit einem integrierten Reservekabel von bis zu 5 m, auf die gewünschte Stelle.

SERVING with GRAVITY LIFT directs the light where you need it, with an integrated wire extension of up to 5 m.

### MODELLING WITH GRAVITY LIFT



MODELLING mit GRAVITY LIFT schafft grenzenlose Freiheit beim Entwickeln eigener Schwerpunktanordnungen – jederzeit abänderbar.

MODELLING with GRAVITY LIFT gives you the unlimited freedom to design your own gravity formation and change it at any time.

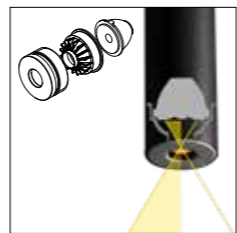
### KORONA CONE & SHINE RING



Mit Korona Cone Einsätzen in 25 Farben lassen sich in der Raumgestaltung farbig leuchtende Akzente setzen. Die Variante mit Korona Shine Ring setzt ein zusätzliches Statement in 6 verfügbaren Farben.

With Korona Cone inserts in 25 colours, brightly coloured accents can be set in the interior design. The version with Korona Shine Ring adds an additional statement in 6 available colours.

### ADVANCED LENS TECHNOLOGY



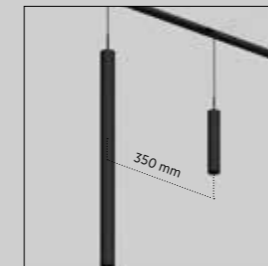
Die integrierte Linsenoptik ermöglicht Ausstrahlwinkel zwischen 24° und 58°. Die verfügbaren Varianten mit LFO-Technologie von Bartenbach (34° oder 55°) bieten maximale Wirkung bei minimaler Lichtaustrittsöffnung.

The integrated lens optics allow beam angles between 24° and 58°. The available variants with LFO technology from Bartenbach (34° or 55°) offer maximum effect with minimal light emission opening.


### 48 V POWER SUPPLY UNIT



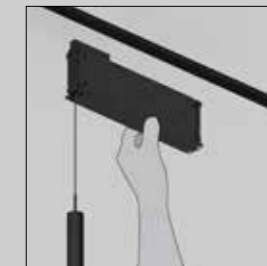
### MINIMUM INTERDISTANCE OF 350 MM



### ELECTRICAL CONNECTION 48 V



### TOOL-FREE MOUNTING 48 V



| KOMponenten > COMPONENTS |  | DIMENSION               |    | ART.-NO   |           | 1-25                | TECHN. OPTIONS | IMAGE          |
|--------------------------|--|-------------------------|----|-----------|-----------|---------------------|----------------|----------------|
| NEW                      | A  | MM                      | MM | STANDARD  | DALI-DIM  |                     |                |                |
|                          | G-50 TRACK PENDEL FÜR GRAVITY LIFT, SCHWARZ<br>G-50 TRACK SUSPENDED FOR GRAVITY LIFT, BLACK          | 1000x48 H:135           |    | 440-0030  |           | ◆ ▲                 | ⋮              |                |
|                          |  | 2000x48 H:135           |    | 440-0031  |           | ◆ ▲                 | ⋮              |                |
|                          |  | 3000x48 H:135           |    | 440-0032  |           | ◆ ▲                 | ⋮              |                |
|                          | STIRNTEIL G-50 STROMSCHIENE, SCHWARZ FÜR GRAVITY LIFT<br>ENDPLATE G-50 TRACK, BLACK FOR GRAVITY LIFT | 25x90 H:135             |    | 810-0318  |           |                     |                |                |
|                          | VERBINDER KOMponentEN ELEKTR. + MECH.<br>CONNECTOR DEVICE ELECTR. + MECH.                            | 180x16 H:52             |    | 810-0317  |           |                     |                |                |
|                          | VERSORGUNGSEINHEIT 150 W SCHIENE 48 V<br>SUPPLY UNIT 150 W TRACK 48 V                                | 336x42 H:120            |    | 810-0320  |           | ◆                   |                |                |
|                          | VERSORGUNGSEINHEIT 150 W DALI SCHIENE 48 V<br>SUPPLY UNIT 150 W DALI TRACK 48 V                      | 336x42 H:120            |    | 810-0322  |           | ◆                   |                |                |
|                          | GRAVITY LIFT 48 V 500 MA FÜR G-50<br>GRAVITY LIFT 48 V 500 MA FOR G-50                               | 350x42 H:120            |    | 810-0280  |           | ◆                   |                |                |
|                          | GRAVITY LIFT DALI 48 V 500 MA FÜR G-50<br>GRAVITY LIFT DALI 48 V 500 MA FOR G-50                     | 350x42 H:120            |    | 810-0282  |           | ◆                   |                |                |
|                          | GRAVITY LIFT MECHANISCH FÜR G-50<br>GRAVITY LIFT MECHANICAL FOR G-50                                 | 350x42 H:105            |    | 810-0300  |           | ◆                   |                |                |
|                          |  | SUSPENSION CABLE LENGTH |    | 01 2000mm | 02 6000mm | ORDER EXAMPLE: ◆ ▲  |                | ⋮              |
|                          |  |                         |    |           |           | 440-0030 - 03 03 02 |                | white white 6m |

In Workbook 9 finden Sie weitere Komponenten für Anbau- und Pendel-Versionen | Please find further components for surfaced and suspended versions in Workbook 9

## HANGOVER PLUG ⓘ

NEW

| DIMENSION MM                                       | LED    | WATT | LUMEN MAX. | CRI | ART.-NO  |          | 1-25 | 1-25 | TECHN. OPTIONS | IMAGE |
|--|--------|------|------------|-----|----------|----------|------|------|----------------|-------|
|  |        |      |            |     | STANDARD | DALI-DIM |      |      |                |       |
| Ø28 H: 300   | 2700 K | 7    | 328        | 90  | 810-0380 |          | ◆ ▲  | ⋮    |                |       |
|  | 3000 K | 7    | 363        | 90  | 810-0381 |          | ◆ ▲  | ⋮    |                |       |
|  | 4000 K | 7    | 386        | 90  | 810-0382 |          | ◆ ▲  | ⋮    |                |       |
| IP20 48V DC excl. 0.5m                             |        |      |            |     |          |          |      |      |                |       |
| Ø28 H: 450   | 2700 K | 7    | 328        | 90  | 810-0387 |          | ◆ ▲  | ⋮    |                |       |
|  | 3000 K | 7    | 363        | 90  | 810-0388 |          | ◆ ▲  | ⋮    |                |       |
|  | 4000 K | 7    | 386        | 90  | 810-0389 |          | ◆ ▲  | ⋮    |                |       |
| IP20 48V DC excl. 0.5m                             |        |      |            |     |          |          |      |      |                |       |
| LENS ...24 ...32 ...58 STANDARD ...34 ...55 LFO    |        |      |            |     |          |          |      |      |                |       |
| ORDER EXAMPLE: ◆ ▲ 810-0380 - 03 03 55 white white |        |      |            |     |          |          |      |      |                |       |

## HANGOVER PLUG SHINE ⓘ

NEW

| DIMENSION MM   | LED    | WATT | LUMEN MAX. | CRI | ART.-NO  |          | 1-25 | 1-25 | TECHN. OPTIONS | IMAGE |
|--|--------|------|------------|-----|----------|----------|------|------|----------------|-------|
|  |        |      |            |     | STANDARD | DALI-DIM |      |      |                |       |
| Ø28 H: 300   | 2700 K | 7    | 328        | 90  | 810-0383 |          | ◆ ▲  | ⋮    | ○              |       |
|  | 3000 K | 7    | 363        | 90  | 810-0384 |          | ◆ ▲  | ⋮    | ○              |       |
|  | 4000 K | 7    | 386        | 90  | 810-0385 |          | ◆ ▲  | ⋮    | ○              |       |
| IP20 48V DC excl. 0.5m                                       |        |      |            |     |          |          |      |      |                |       |
| Ø28 H: 450   | 2700 K | 7    | 328        | 90  | 810-0390 |          | ◆ ▲  | ⋮    | ○              |       |
|  | 3000 K | 7    | 363        | 90  | 810-0391 |          | ◆ ▲  | ⋮    | ○              |       |
|  | 4000 K | 7    | 386        | 90  | 810-0392 |          | ◆ ▲  | ⋮    | ○              |       |
| IP20 48V DC excl. 0.5m                                       |        |      |            |     |          |          |      |      |                |       |
| LENS ...24 ...32 ...58 STANDARD SHINE RING 01 02 03 04 05 06 |        |      |            |     |          |          |      |      |                |       |
| ORDER EXAMPLE: ◆ ▲ 810-0383 - 03 03 24 02 white white 24°    |        |      |            |     |          |          |      |      |                |       |

## HANGOVER PLUG DECOR ⓘ

NEW

| DIMENSION MM                                    | LED | WATT | LUMEN | CRI | ART.-NO  |          | 1-25 | 1-25 | TECHN. OPTIONS | IMAGE |
|---|-----|------|-------|-----|----------|----------|------|------|----------------|-------|
|   |     |      |       |     | STANDARD | DALI-DIM |      |      |                |       |
| Ø28 H: 300                                      |     |      |       |     | 810-0386 |          | ◆ ▲  |      |                |       |
| ↑ CE  |     |      |       |     |          |          |      |      |                |       |
| Ø28 H: 450                                      |     |      |       |     | 810-0393 |          | ◆ ▲  |      |                |       |
| ↑ CE  |     |      |       |     |          |          |      |      |                |       |
| ORDER EXAMPLE: ◆ ▲ 810-0386 - 03 03 white white |     |      |       |     |          |          |      |      |                |       |

# INVADER


## HANGOVER PLUG FOR G-BOARD WITH GRAVITY LIFT



PHOTO: ARMIN KUPRIAN

### H C P L

INVADER suitable for:  
HOSPITALITY | CORPORATE | PUBLIC | LIVING



Lens with Shine Ring: 24°, 3000 K

### DE | KURZÜBERSICHT

#### G-BOARD FOR GRAVITY LIFT

- Modulplatten zum Erschaffen von Kompositionen
- Ausstattung mit ein bis vier GRAVITY LIFTS möglich
- Eine magnetische Abdeckung verbirgt die Öffnungen, in die kein GRAVITY LIFT eingebaut ist
- Flexible Justierbarkeit über 1,5 m
- Optionale Kabelverlängerung um weitere 3,5 m
- Hörbarer Klick alle 10 cm

#### INVADER HANGOVER PLUG

- Verschiedene Ausstrahlwinkel mit 24° bis 58° - sehr geringer UGR-Wert
- Erhältlich mit Bartenbach LFO-Linse
- Verfügbar in der Standardausführung oder mit einem beleuchteten SHINE-Ring in 6 Farben

### EN | SHORTCUT

#### G-BOARD FOR GRAVITY LIFT

- Modular panels to create compositions
- Can be fitted with 1 to 4 GRAVITY LIFTS
- A magnetic cover hides the openings where no Gravity lift is installed
- Variable adjustment over 1.5 m
- Option to extend the cable by another 3.5 m
- Audible click every 10 cm

#### INVADER HANGOVER PLUG

- Beam angle 24° to 58° - very low UGR
- Available with Bartenbach LFO lens
- Available in standard or with an illuminated SHINE ring in 6 colours

NEW



Das G-BOARD ist nun auch als abgehängte Pendel-Version verfügbar.

The G-BOARD is now also available as suspended version.

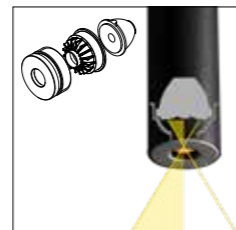
#### G-BOARD FOR GRAVITY LIFT



G-BOARD-Platten können mit oder ohne GRAVITY LIFTS (höchstens vier pro Board) werkzeuglos eingebaut werden, um die gewünschte Komposition zu erschaffen.

G-BOARD panels can be fitted tool-free, with or without GRAVITY LIFTS (max. 4 per board) creating the desired composition.

#### ADVANCED LENS TECHNOLOGY



Die integrierte Linsenoptik ermöglicht Ausstrahlwinkel zwischen 24° und 58°. Die verfügbaren Varianten mit LFO-Technologie von Bartenbach (34° oder 55°) bieten maximale Wirkung bei minimaler Lichtaustrittsöffnung.

The integrated lens optics allow beam angles between 24° and 58°. The available variants with LFO technology from Bartenbach (34° or 55°) offer maximum effect with minimal light emission opening.

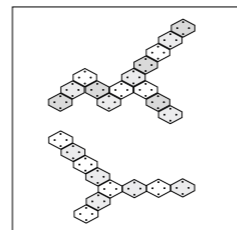
#### KORONA CONE & SHINE RING



Mit Korona Cone Einsätzen in 25 Farben lassen sich in der Raumgestaltung farbig leuchtende Akzente setzen. Die Variante mit Korona Shine Ring setzt ein zusätzliches Statement in 6 verfügbaren Farben.

With Korona Cone inserts in 25 colours, brightly coloured accents can be set in the interior design. The version with Korona Shine Ring adds an additional statement in 6 available colours.

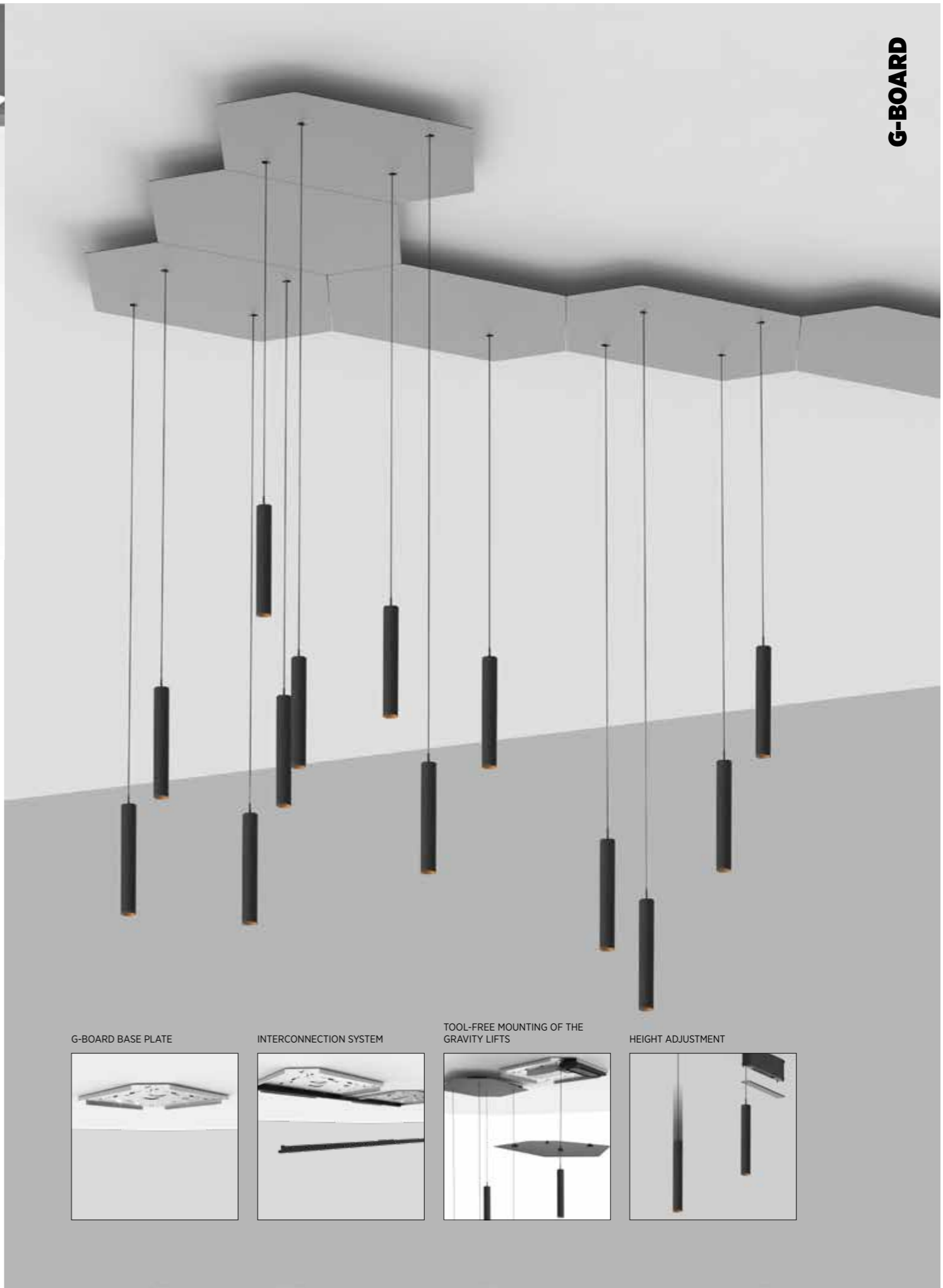
#### GRAPHICAL COMPOSITION



Kompositionen aus Modularplatten in Verbindung mit sanften und verspielten Farben verwandeln Ihre Decke in ein grafisches Kunstwerk.

Modular panel compositions, in combination with light and playful colours, turn your ceiling into a piece of graphic art.


## G-BOARD



#### G-BOARD BASE PLATE



#### INTERCONNECTION SYSTEM



#### TOOL-FREE MOUNTING OF THE GRAVITY LIFTS



#### HEIGHT ADJUSTMENT



# G-BOARD FOR GRAVITY LIFT



| KOMPONENTEN > COMPONENTS |  | DIMENSION |                             | ART.-NO  |          | TECHN. OPTIONS |      |  |
|--------------------------|--|-----------|-----------------------------|----------|----------|----------------|------|--|
|                          |  | MM        | MM                          | STANDARD | DALI-DIM | 1-25           | 1-25 |  |
|                          | <b>A</b><br>G-BOARD FÜR GRAVITY LIFT<br>G-BOARD FOR GRAVITY LIFT   | 745x990   | H:50<br>susp. cable L: 2000 | 440-0044 |          | ◆              | ▲    |  |
|                          | <b>B</b><br>VERBINDER notwendig zum Verbinden mehrerer G-Boards<br>COUPLER necessary for connecting several G-boards | 295x36    | H:18                        | 440-0045 |          |                |      |  |
|                          | <b>C</b><br>VERSORGUNGSEINHEIT 48V 150W<br>POWER SUPPLY UNIT 48V 150W  | 235x100   | H:32                        | 14-00527 |          |                |      |  |
|                          | <b>C</b><br>VERSORGUNGSEINHEIT DALI 48V 150W DIM<br>POWER SUPPLY UNIT DALI 48V 150W DIM                              | 235x100   | H:32                        | 14-00528 |          |                |      |  |
|                          | <b>D</b><br>GRAVITY LIFT 48V 500MA FÜR G-BOARD<br>GRAVITY LIFT 48V 500MA FOR G-BOARD                                 | 350x42    | H:105                       | 810-0290 |          |                |      |  |
|                          | <b>D</b><br>GRAVITY LIFT DALI 48V 500MA FÜR G-BOARD<br>GRAVITY LIFT DALI 48V 500MA FOR G-BOARD                       | 350x42    | H:105                       | 810-0292 |          |                |      |  |
|                          | <b>D</b><br>GRAVITY LIFT MECHANISCH FÜR G-BOARD<br>GRAVITY LIFT MECHANICAL FOR G-BOARD                               | 350x42    | H:105                       | 810-0305 |          |                |      |  |

In Workbook 9 finden Sie weitere Komponenten für Anbau- und Pendel-Versionen | Please find further components for surfaced and suspended versions in Workbook 9

CREATE INDIVIDUAL PATTERNS BY CONNECTING MULTIPLE G-BOARDS

# HANGOVER PLUG

NEW

| DIMENSION                              | LED    | WATT   | LUMEN | CRI        | ART.-NO           | TECHN. OPTIONS |       |     |
|--|--------|--------|-------|------------|-------------------|----------------|-------|-----|
| MM                                     |        |        | MAX.  |            | STANDARD DALI-DIM | 1-25 1-25      |       |     |
| Ø28 H: 300                             | 2700 K | 7      | 328   | 90         | 810-0380          | ◆ ▲            |       |     |
|  | 3000 K | 7      | 363   | 90         | 810-0381          | ◆ ▲            |       |     |
|  | 4000 K | 7      | 386   | 90         | 810-0382          | ◆ ▲            |       |     |
| IP20                                   |        | 48V DC |       | excl. 0.5m |                   | CE A++         |       |     |
| Ø28 H: 450                             | 2700 K | 7      | 328   | 90         | 810-0387          | ◆ ▲            |       |     |
|  | 3000 K | 7      | 363   | 90         | 810-0388          | ◆ ▲            |       |     |
|  | 4000 K | 7      | 386   | 90         | 810-0389          | ◆ ▲            |       |     |
| IP20                                   |        | 48V DC |       | excl. 0.5m |                   | CE A++         |       |     |
| LENS                                   |        | ...24  | ...32 | ...58      | STANDARD          | ...34          | ...55 | LFO |
|  |        | 24°    | 32°   | 58°        |                   | 34°            | 55°   |     |
| ORDER EXAMPLE: ◆ ▲ 810-0380 - 03 03 34 |        |        |       |            |                   |                |       |     |

# HANGOVER PLUG SHINE

NEW

| DIMENSION                                 | LED    | WATT   | LUMEN | CRI        | ART.-NO           | TECHN. OPTIONS    |  |
|---|--------|--------|-------|------------|-------------------|-------------------|--|
| MM  |        |        | MAX.  |            | STANDARD DALI-DIM | 1-25 1-25         |  |
| Ø28 H: 300                                | 2700 K | 7      | 328   | 90         | 810-0383          | ◆ ▲               |  |
|   | 3000 K | 7      | 363   | 90         | 810-0384          | ◆ ▲               |  |
|   | 4000 K | 7      | 386   | 90         | 810-0385          | ◆ ▲               |  |
| IP20                                      |        | 48V DC |       | excl. 0.5m |                   | CE A++            |  |
| Ø28 H: 450                                | 2700 K | 7      | 328   | 90         | 810-0390          | ◆ ▲               |  |
|   | 3000 K | 7      | 363   | 90         | 810-0391          | ◆ ▲               |  |
|   | 4000 K | 7      | 386   | 90         | 810-0392          | ◆ ▲               |  |
| IP20                                      |        | 48V DC |       | excl. 0.5m |                   | CE A++            |  |
| LENS                                      |        | ...24  | ...32 | ...58      | STANDARD          | 01 02 03 04 05 06 |  |
|   |        | 24°    | 32°   | 58°        |                   | SHINE RING        |  |
| ORDER EXAMPLE: ◆ ▲ 810-0383 - 03 03 24 02 |        |        |       |            |                   |                   |  |

# HANGOVER PLUG DECOR

NEW

| DIMENSION                           | LED | WATT   | LUMEN | CRI        | ART.-NO           | TECHN. OPTIONS |  |
|-------------------------------------|-----|--------|-------|------------|-------------------|----------------|--|
| MM                                  |     |        |       |            | STANDARD DALI-DIM | 1-25 1-25      |  |
| Ø28 H: 300                          |     |        |       |            | 810-0386          | ◆ ▲            |  |
| IP20                                |     | 48V DC |       | excl. 0.5m |                   | CE             |  |
| Ø28 H: 450                          |     |        |       |            | 810-0393          | ◆ ▲            |  |
| IP20                                |     | 48V DC |       | excl. 0.5m |                   | CE             |  |
| ORDER EXAMPLE: ◆ ▲ 810-0386 - 03 03 |     |        |       |            |                   |                |  |

HANGOVER PLUG  
SNOOKER  
SIGN DIVA  
MAGIQ MICRO DOT  
BIONIQ  
IMAGINE PLUS  
RICO LED LINE  
CASAMBI



INSPIRATION: SIMONE EISATH

## SERVING WITH GRAVITY LIFT

**DE |** Die neue INVADER HANGOVER PLUG setzt - wie SNOOKER - auf die flexible Abhängung mit Bajonett-Verschluss. So lassen sich im Zusammenspiel mit dem GRAVITY LIFT System, kreative Formen schaffen und Licht immer genau dort platzieren, wo es gerade gebraucht wird. Besonders im Gastronomiebereich eröffnet sich damit die Möglichkeit, Leuchten jederzeit einfach, anhand der unterschiedlichsten Tisch-Formationen, zu positionieren.

**EN |** Like SNOOKER, the new INVADER HANGOVER PLUG relies on the flexible suspension with bayonet lock. In conjunction with the GRAVITY LIFT system, creative forms can be created and light can always be placed exactly where it is needed. Especially in the catering sector, this opens up the possibility to position luminaires at any time simply on the basis of different table formations.



# SNOOKER WITH CANOPY



**SNOOKER STANDARD**  
in „Crystal White“ - No. 03




**SNOOKER SHINE**  
with surface canopy and yellow Shine Ring



## H C P L

SNOOKER suitable for:  
HOSPITALITY | CORPORATE | PUBLIC | LIVING



LFO Lens: 55°, 3000 K

### DE | KURZÜBERSICHT

Die beliebte SNOOKER-Systemleuchte ist nun auch als Einzeleuchte mit Baldachin, wahlweise als Ein- oder Anbauvariante, verfügbar. Der neu entwickelte Baldachin ermöglicht die manuelle Anpassung der Seilabhängung, erhältlich mit 2 oder 4 Metern Kabellänge.

### EN | SHORTCUT

The popular SNOOKER system luminaire is now also available as a single luminaire with a recessed or surface-mounted canopy. The newly developed canopy allows manual adjustment of the wire suspension, available with 2 or 4 meters of cable length.

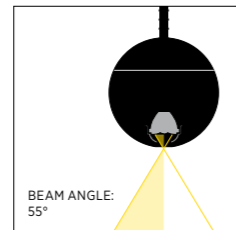
#### PLUG&PLAY DOCKING SYSTEM



Ein ausgeklügeltes Docking-System garantiert den schnellen Austausch und die rasche Verriegelung der verschiedenen SNOOKER-Module. Die Leuchte ist mit einer Seillänge von 2 oder 4 Metern erhältlich und kann durch Aufrollen im Baldachin manuell gekürzt werden.

A sophisticated docking system guarantees fast replacement and quick locking of the various SNOOKER modules. The luminaire is available with a rope length of 2 and 4 meters and can be shortened manually by rolling up inside the canopy.

#### BARTENBACH LFO LENS



Die integrierte Linsenoptik ermöglicht einen Ausstrahlwinkel von 55°. Die verfügbaren Varianten, mit LFO-Technologie von Bartenschbach, bieten maximale Wirkung bei minimaler Lichtaustrittsöffnung.

The integrated lens optics allow come with a beam angle of 55°. The available variants, with LFO technology from Bartenschbach, offer maximum effect with minimal light emission opening.

#### KORONA SHINE RING



Mit der optionalen KORONA SHINE Variante lassen sich zusätzlich eindrucksvolle Effekte erzeugen. Der leuchtende Shine-Ring ist in sechs verschiedenen Farben erhältlich und kann jederzeit ausgetauscht werden.

With the optional KORONA SHINE Ring version, SNOOKER can create a special light effect. The glowing shine ring is available in 6 different colours and can be exchanged anytime.

#### CASAMBI & PHASE-CUT



Die SNOOKER-Leuchten sind mit unterschiedlichsten Dimm-Möglichkeiten ausgestattet: Die erhältlichen Varianten mit DALI-Dim und Casambi unterstützen darüber hinaus auch Push-Dim.

The SNOOKER luminaires are available with a wide range of dimming options: The available versions with DALI-Dim and Casambi also support Push-Dim.

#### 25 PROLICHT COLOURS

▼ luminaires available in:



**RAL** and any other special colour on request

### SNOOKER

|             |  | & CANOPY  |   |
|-------------|--|---|---|
|             |  | STANDARD  | SHINE   |
| DIMENSION   | mm   | Ø72 L: 2000<br>Ø72 L: 4000                      | Ø72 L: 2000<br>Ø72 L: 4000                      |
| MOUNTING    | Recessed Canopy<br>Surface Canopy                            | ●<br>●  | ●<br>●  |
| LED         | Lumen<br>Wattage<br>CCT:                                     | 280 - 330<br>7.00<br>2700 K<br>3000 K<br>4000 K | 280 - 330<br>7.00<br>2700 K<br>3000 K<br>4000 K |
| FINISH      | PROLICHT colour combinations                                 | 625   | 625   |
| CONTROL     | Standard   Phasecut<br>DALI   Push Dim<br>Casambi   Push Dim | ●<br>●<br>●                                     | ●<br>●<br>●                                     |
| PROTECTION  | IP20   | ●   | ●   |
| OPTICAL     | Direct distribution  | ●   | ●   |
| BEAM ANGLES | LFO lens   | 55°   | 55°   |
| FEATURES    | Korona Shine<br>Plug&Play Docking System                     | ●<br>●  | ●<br>●  |

## SNOOKER

| DIMENSION<br>MM | LED | WATT | LUMEN<br>MAX. | CRI      | ART. NO<br>STANDARD     | TECHN. OPTIONS |        |   |     |    |          |     |   |
|-----------------|-----|------|---------------|----------|-------------------------|----------------|--------|---|-----|----|----------|-----|---|
|                 |     |      |               |          |                         | 1-25           | 1-25   |   |     |    |          |     |   |
|                 |     |      |               |          |                         | Ø72            | 2700 K | 7 | 280 | 90 | 420-1740 | ◆ ▲ | ↓ |
|                 |     |      |               |          |                         |                | 3000 K | 7 | 310 | 90 | 420-1741 | ◆ ▲ | ↓ |
| 4000 K          | 7   | 330  | 90            | 420-1742 | ◆ ▲                     |                | ↓      |   |     |    |          |     |   |
| IP20            |     | 55°  |               | 500 mA   | SUSPENSION CABLE LENGTH |                |        |   |     |    |          |     |   |

## SNOOKER SHINE

| DIMENSION<br>MM | LED | WATT | LUMEN<br>MAX. | CRI      | ART. NO<br>STANDARD     | TECHN. OPTIONS |        |   |     |    |          |     |     |
|-----------------|-----|------|---------------|----------|-------------------------|----------------|--------|---|-----|----|----------|-----|-----|
|                 |     |      |               |          |                         | 1-25           | 1-25   |   |     |    |          |     |     |
|                 |     |      |               |          |                         | Ø72            | 2700 K | 7 | 280 | 90 | 420-1743 | ◆ ▲ | ○ ↓ |
|                 |     |      |               |          |                         |                | 3000 K | 7 | 310 | 90 | 420-1744 | ◆ ▲ | ○ ↓ |
| 4000 K          | 7   | 330  | 90            | 420-1745 | ◆ ▲                     |                | ○ ↓    |   |     |    |          |     |     |
| IP20            |     | 55°  |               | 500 mA   | SUSPENSION CABLE LENGTH |                |        |   |     |    |          |     |     |

## SNOOKER

| DIMENSION<br>MM | LED | WATT | LUMEN<br>MAX. | CRI      | STANDARD<br>PHASE CUT   | DALI-DIM<br>PUSH DIM | CASAMBI<br>PUSH DIM | TECHN. OPTIONS |        |   |     |    |          |          |          |     |   |
|-----------------|-----|------|---------------|----------|-------------------------|----------------------|---------------------|----------------|--------|---|-----|----|----------|----------|----------|-----|---|
|                 |     |      |               |          |                         |                      |                     | 1-25           | 1-25   |   |     |    |          |          |          |     |   |
|                 |     |      |               |          |                         |                      |                     | Ø72            | 2700 K | 7 | 280 | 90 | 420-1720 | 420-1723 | 420-1726 | ◆ ▲ | ↓ |
|                 |     |      |               |          |                         |                      |                     |                | 3000 K | 7 | 310 | 90 | 420-1721 | 420-1724 | 420-1727 | ◆ ▲ | ↓ |
| 4000 K          | 7   | 330  | 90            | 420-1722 | 420-1725                | 420-1728             | ◆ ▲                 |                | ↓      |   |     |    |          |          |          |     |   |
| IP20            |     | 55°  |               | 500 mA   | SUSPENSION CABLE LENGTH |                      |                     |                |        |   |     |    |          |          |          |     |   |

## SNOOKER SHINE

| DIMENSION<br>MM | LED | WATT | LUMEN<br>MAX. | CRI      | STANDARD<br>PHASE CUT   | DALI-DIM<br>PUSH DIM | CASAMBI<br>PUSH DIM | TECHN. OPTIONS |        |   |     |    |          |          |          |     |     |
|-----------------|-----|------|---------------|----------|-------------------------|----------------------|---------------------|----------------|--------|---|-----|----|----------|----------|----------|-----|-----|
|                 |     |      |               |          |                         |                      |                     | 1-25           | 1-25   |   |     |    |          |          |          |     |     |
|                 |     |      |               |          |                         |                      |                     | Ø72            | 2700 K | 7 | 280 | 90 | 420-1729 | 420-1732 | 420-1735 | ◆ ▲ | ○ ↓ |
|                 |     |      |               |          |                         |                      |                     |                | 3000 K | 7 | 310 | 90 | 420-1730 | 420-1733 | 420-1736 | ◆ ▲ | ○ ↓ |
| 4000 K          | 7   | 330  | 90            | 420-1731 | 420-1734                | 420-1737             | ◆ ▲                 |                | ○ ↓    |   |     |    |          |          |          |     |     |
| IP20            |     | 55°  |               | 500 mA   | SUSPENSION CABLE LENGTH |                      |                     |                |        |   |     |    |          |          |          |     |     |

| LED-TREIBER > LED DRIVER |  | DIMENSION<br>MM | I<br>OUT      | U<br>OUT     | P<br>OUT | ART-N°<br>STANDARD | INTERFACE | MM   |
|--------------------------|--|-----------------|---------------|--------------|----------|--------------------|-----------|------|
|                          | STANDARD/PHASECUT<br>talexx converter LCBI | 102 x 51 x 30   | 500 mA const. | 13,5-30 V DC | 7-15 W   | 14-00652           |           | Ø 54 |
|                          | DALI<br>DC Mini Jolly                      | 110 x 52 x 22   | 500 mA const. | 0-40 V DC    | 0-20 W   | 16-00005           |           | Ø 58 |
|                          | professionale<br>CASAMBI                   | 146 x 44 x 30   | 500 mA const. | 3-54 V DC    | 27 W     | 16-00083           |           | Ø 54 |

## ▼ SNOOKER WITH GRAVITY LIFT FOR G-50 CHANNEL



SNOOKER WITH GRAVITY LIFT FOR G-BOARD





PHOTOS: ARMIN KUPRIAN

▲ Der für G-50 CHANNEL und G-BOARD erhältliche GRAVITY LIFT ermöglicht es, die Position der Pendelleuchte durch einfaches Hoch- oder Runterziehen zu verändern.

*Available for G-50 CHANNEL and G-BOARD, GRAVITY LIFT allows you to change the position of the pendant by simply pulling up or down.*



▶ Mit dem Bajonett-Stecker lassen sich SNOOKER und HANGOVER PLUG Leuchten jederzeit einfach austauschen.

*With the bayonet connector, SNOOKER and HANGOVER PLUG luminaires can be easily exchanged at any time.*

#### 25 PROLICHT COLOURS

▼ G-50 CHANNEL, GRAVITY LIFT and SNOOKER spotlights are available in:



▲ Example: SNOOKER SHINE in 02 "Black Velvet" and SNOOKER STANDARD in 03 "Crystal White" in combination with GRAVITY LIFT in 02 "Black Velvet" and G-50 CHANNEL in 03 "Crystal White"




# SIGN DIVA FLEX

INSPIRATION: FICTION FILMS



## H C P L

SIGN suitable for:  
HOSPITALITY | CORPORATE | PUBLIC | LIVING



Ø 400 mm, 3000 K:  
Diffusor opal (red)  
Micro prism (green)

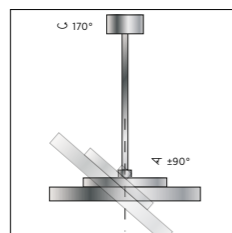
### DE | KURZÜBERSICHT

Die brandneue SIGN DIVA FLEX ist eine, vertikal an einem Rohr abhängende, Pendelleuchte mit flexibel schwenkbarem Leuchtenkopf. Die Leuchte lässt sich in beide Richtungen um 170° drehen, sowie jeweils um 80° bzw. 90° anwinkeln. Sie ist in fünf verschiedenen Leuchtengrößen und zwei verschiedenen Rohrlängen erhältlich. Mit effektvollen Diffusoren, KORONA FRAMES und KORONA SHINE Ringen, sind der Kreativität bei der individuellen Konfiguration kaum Grenzen gesetzt.

### EN | SHORTCUT

The brand new SIGN DIVA FLEX is a vertical suspended luminaire with a flexible swiveling head. The luminaire can be rotated in both directions at 170°, as well as angled at 80° or 90°. It is available in five different luminaire sizes and two different tube lengths. With effective diffusers, KORONA FRAMES and KORONA SHINE Rings, the creativity in the individual configuration is almost without any limits.

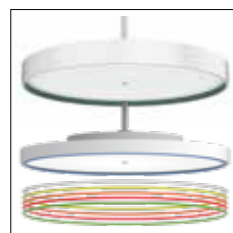
#### STEPLESS ADJUSTMENT SYSTEM



Ein ausgeklügeltes Gelenk am Leuchtenkopf ermöglicht die werkzeuglose Anwinkelung der Leuchte um bis zu 90°. Darüber hinaus kann die Leuchte handlich um 170° gedreht werden.

*An ingenious joint on the luminaire head enables the lamp to be bent tool-free by up to 90°. In addition, the lamp can be manually rotated by 170°.*


#### KORONA SHINE & KORONA FRAME



Der KORONA SHINE Farbring wird als verspieltes Leuchtelement bestrahlt und ist in sechs Farben für die Modelle mit Ø 200, 400 und 570 mm verfügbar. Alternativ lassen sich bei allen Größen mit dem KORONA FRAME in einer der 25 PROLICHT-Farben Akzente setzen.

*The KORONA SHINE coloured ring is illuminated as a playful glowing element and is available in 6 colours for models with Ø 200, 400 and 570 mm. KORONA FRAME is the alternative for all sizes, available in 25 PROLICHT colours.*

#### VINTAGE INDUSTRIAL (VI) SPARKLING SECRET (SPS)

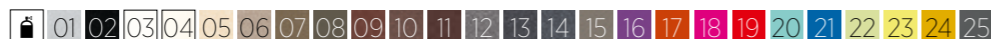


Der SPS-Diffusor setzt den Glanzeffekt besonders gut in Szene, während durch den VI-Diffusor jeweils eine eigene Optik für unterschiedliche Betrachtungswinkel geschaffen wird.

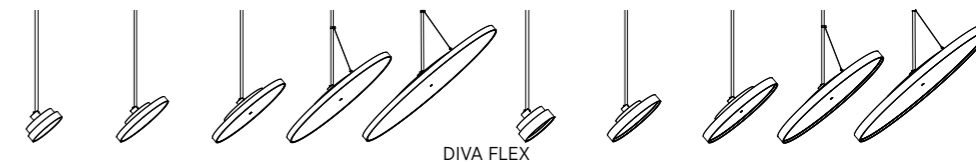
*The SPS diffuser emphasises the glistening effect while the VI diffuser creates a different look depending on the angle from which you are looking.*

#### 25 PROLICHT COLOURS

▼ luminaires available in:



**RAL** and any other special colour on request



### SIGN

| DIMENSION     | mm                           | STANDARD                   |                            |                            |                            |                             | KORONA                     |                            |                            |                            |                             |
|---------------|------------------------------|----------------------------|----------------------------|----------------------------|----------------------------|-----------------------------|----------------------------|----------------------------|----------------------------|----------------------------|-----------------------------|
|               |                              | Ø200 H:870<br>Ø200 H:1620  | Ø400 H:870<br>Ø400 H:1620  | Ø570 H:870<br>Ø570 H:1620  | Ø850 H:870<br>Ø850 H:1620  | Ø1100 H:870<br>Ø1100 H:1620 | Ø200 H:870<br>Ø200 H:1620  | Ø400 H:870<br>Ø400 H:1620  | Ø570 H:870<br>Ø570 H:1620  | Ø850 H:870<br>Ø850 H:1620  | Ø1100 H:870<br>Ø1100 H:1620 |
| LED           | Lumen                        | max. 1110                  | max. 2420                  | max. 6580                  | max. 12010                 | max. 21030                  | max. 1110                  | max. 2420                  | max. 6580                  | max. 12010                 | max. 21030                  |
|               | Wattage                      | 11.0                       | 17.9                       | 52.8                       | 88.0                       | 154.0                       | 11.0                       | 17.9                       | 52.8                       | 88.0                       | 154.0                       |
|               | CCT:                         | 2700 K<br>3000 K<br>4000 K | 2700 K<br>3000 K<br>4000 K | 2700 K<br>3000 K<br>4000 K | 2700 K<br>3000 K<br>4000 K | 2700 K<br>3000 K<br>4000 K  | 2700 K<br>3000 K<br>4000 K | 2700 K<br>3000 K<br>4000 K | 2700 K<br>3000 K<br>4000 K | 2700 K<br>3000 K<br>4000 K | 2700 K<br>3000 K<br>4000 K  |
| FINISH        | PROLICHT colour combinations | 15.625                     | 15.625                     | 15.625                     | 15.625                     | 15.625                      | 15.625                     | 15.625                     | 15.625                     | 15.625                     |                             |
| CONTROL       | STANDARD                     | ●                          | ●                          | ●                          | ●                          | ●                           | ●                          | ●                          | ●                          | ●                          |                             |
|               | DALI Dim                     | ●                          | ●                          | ●                          | ●                          | ●                           | ●                          | ●                          | ●                          | ●                          |                             |
| PROTECTION    | IP20                         | ●                          | ●                          | ●                          | ●                          | ●                           | ●                          | ●                          | ●                          | ●                          |                             |
| ADJUSTABILITY | Rotation canopy              | 170°                       | 170°                       | 170°                       | 170°                       | 170°                        | 170°                       | 170°                       | 170°                       | 170°                       |                             |
|               | Rotation head                | 360°                       | 360°                       | 360°                       | 360°                       | 360°                        | 360°                       | 360°                       | 360°                       | 360°                       |                             |
|               | Tilting head                 | +90° / -80°                | +90° / -80°                | +90° / -80°                | +90° / -80°                | +90° / -80°                 | +90° / -80°                | +90° / -80°                | +90° / -80°                | +90° / -80°                |                             |
| OPTICAL       | Direct distribution          | ●                          | ●                          | ●                          | ●                          | ●                           | ●                          | ●                          | ●                          | ●                          |                             |
| DIFFUSER      | Opal diffuser                | ●                          | ●                          | ●                          | ●                          | ●                           | ●                          | ●                          | ●                          | ●                          |                             |
|               | Microprism                   | ●                          | ●                          | ●                          | ●                          | ●                           | ●                          | ●                          | ●                          | ●                          |                             |
|               | Sparkling Secrets            | ●                          | ●                          | ●                          | ●                          | ●                           | ●                          | ●                          | ●                          | ●                          |                             |
|               | Vintage Industrial           | ●                          | ●                          | ●                          | ●                          | ●                           | ●                          | ●                          | ●                          | ●                          |                             |
| FEATURES      | Korona Shine                 | ●                          | ●                          | ●                          | ●                          | ●                           | ●                          | ●                          | ●                          | ●                          |                             |
|               | Korona Frame                 | ●                          | ●                          | ●                          | ●                          | ●                           | ●                          | ●                          | ●                          | ●                          |                             |

# SIGN DIVA FLEX

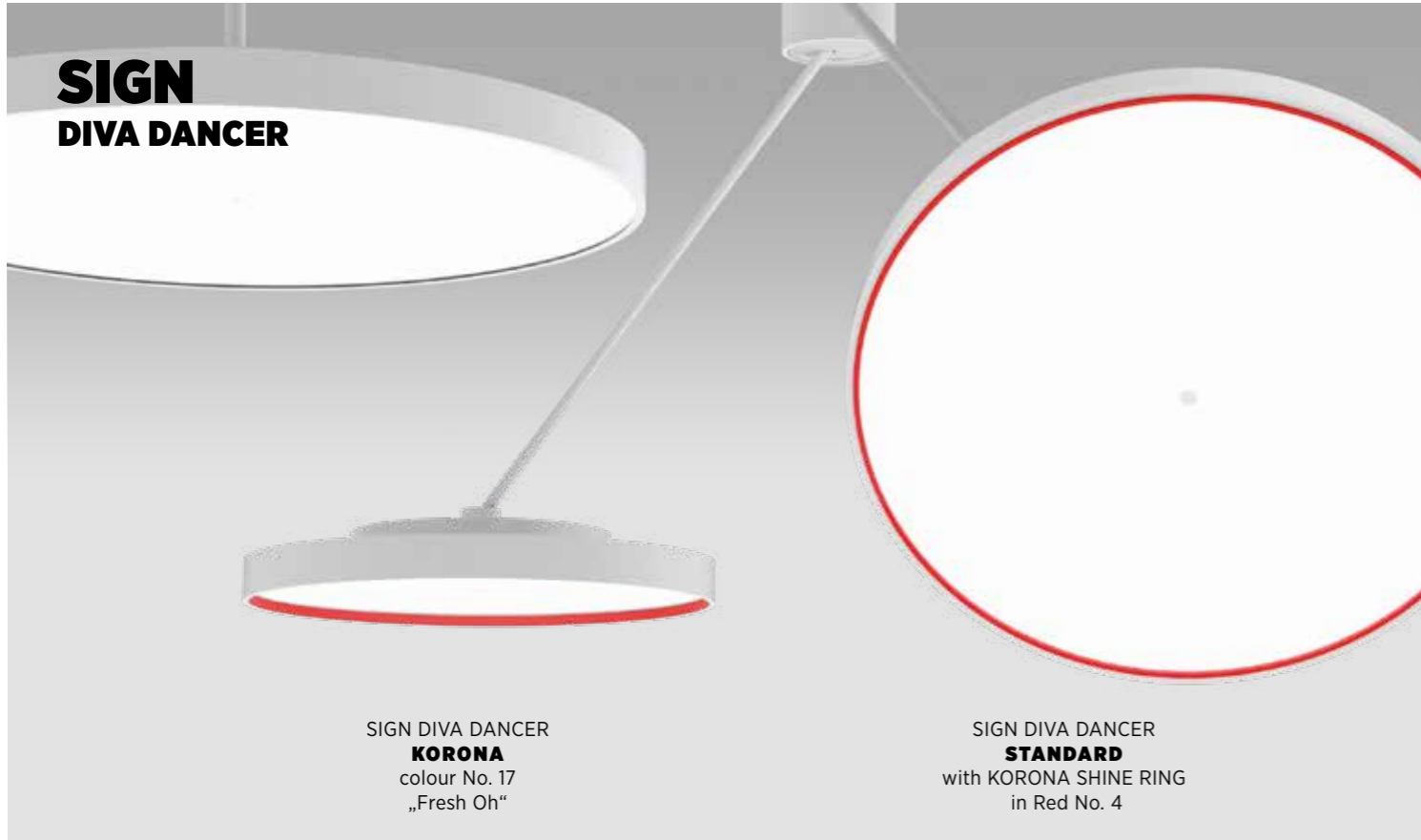
IP20 50/60Hz 220-240V

| DIMENSION MM  | LED    | WATT | LUMEN | CRI | ART-NO   |          | 1-25 | 1-25 | 1-25 | TECHN. OPTIONS |  |
|---|--------|------|-------|-----|----------|----------|------|------|------|----------------|--|
|   |        |      |       |     | STANDARD | DALI-DIM |      |      |      |                |  |
| Ø200 H:870  | 2700 K | 11   | 860   | 80  | 410-6950 | 410-6952 | ◆    | ▲    | ●    | ⊙              |  |
|   | 3000 K | 11   | 1080  | 80  | 410-6960 | 410-6962 | ◆    | ▲    | ●    | ⊙              |  |
|   | 4000 K | 11   | 1110  | 80  | 410-6970 | 410-6972 | ◆    | ▲    | ●    | ⊙              |  |
| Ø200 H:1620   | 2700 K | 11   | 860   | 80  | 410-7250 | 410-7252 | ◆    | ▲    | ●    | ⊙              |  |
|   | 3000 K | 11   | 1080  | 80  | 410-7260 | 410-7262 | ◆    | ▲    | ●    | ⊙              |  |
|   | 4000 K | 11   | 1110  | 80  | 410-7270 | 410-7272 | ◆    | ▲    | ●    | ⊙              |  |
| Ø400 H:870  | 2700 K | 17.9 | 1870  | 80  | 410-6980 | 410-6982 | ◆    | ▲    | ●    | ⊙              |  |
|   | 3000 K | 17.9 | 2340  | 80  | 410-6990 | 410-6992 | ◆    | ▲    | ●    | ⊙              |  |
|   | 4000 K | 17.9 | 2420  | 80  | 410-7000 | 410-7002 | ◆    | ▲    | ●    | ⊙              |  |
| Ø400 H:1620   | 2700 K | 17.9 | 1870  | 80  | 410-7280 | 410-7282 | ◆    | ▲    | ●    | ⊙              |  |
|   | 3000 K | 17.9 | 2340  | 80  | 410-7290 | 410-7292 | ◆    | ▲    | ●    | ⊙              |  |
|   | 4000 K | 17.9 | 2420  | 80  | 410-7300 | 410-7302 | ◆    | ▲    | ●    | ⊙              |  |
| Ø570 H:870  | 2700 K | 52.8 | 5060  | 80  | 410-7010 | 410-7012 | ◆    | ▲    | ●    | ⊙              |  |
|   | 3000 K | 52.8 | 6320  | 80  | 410-7020 | 410-7022 | ◆    | ▲    | ●    | ⊙              |  |
|   | 4000 K | 52.8 | 6580  | 80  | 410-7030 | 410-7032 | ◆    | ▲    | ●    | ⊙              |  |
| Ø570 H:1620   | 2700 K | 52.8 | 5060  | 80  | 410-7310 | 410-7312 | ◆    | ▲    | ●    | ⊙              |  |
|   | 3000 K | 52.8 | 6320  | 80  | 410-7320 | 410-7322 | ◆    | ▲    | ●    | ⊙              |  |
|   | 4000 K | 52.8 | 6580  | 80  | 410-7330 | 410-7332 | ◆    | ▲    | ●    | ⊙              |  |
| 1. OPAL 2. MICRO-PRISM 3. SPARKLING SECRET 4. VINTAGE INDUSTRIAL<br>ORDER EXAMPLE: ◆ ▲ ● ⊙<br>410-7310 - 02 02 02 12<br>black black opal yellow |        |      |       |     |          |          |      |      |      |                |  |
| Ø850 H:870  | 2700 K | 88   | 9230  | 80  | 410-7040 | 410-7042 | ◆    | ▲    | ●    | ⊙              |  |
|   | 3000 K | 88   | 11540 | 80  | 410-7050 | 410-7052 | ◆    | ▲    | ●    | ⊙              |  |
|   | 4000 K | 88   | 12010 | 80  | 410-7060 | 410-7062 | ◆    | ▲    | ●    | ⊙              |  |
| Ø850 H:1620   | 2700 K | 88   | 9230  | 80  | 410-7340 | 410-7342 | ◆    | ▲    | ●    | ⊙              |  |
|   | 3000 K | 88   | 11540 | 80  | 410-7350 | 410-7352 | ◆    | ▲    | ●    | ⊙              |  |
|   | 4000 K | 88   | 12010 | 80  | 410-7360 | 410-7362 | ◆    | ▲    | ●    | ⊙              |  |
| Ø1100 H:870   | 2700 K | 154  | 16140 | 80  | 410-7070 | 410-7072 | ◆    | ▲    | ●    | ⊙              |  |
|   | 3000 K | 154  | 20180 | 80  | 410-7080 | 410-7082 | ◆    | ▲    | ●    | ⊙              |  |
|   | 4000 K | 154  | 21030 | 80  | 410-7090 | 410-7092 | ◆    | ▲    | ●    | ⊙              |  |
| Ø1100 H:1620  | 2700 K | 154  | 16140 | 80  | 410-7370 | 410-7372 | ◆    | ▲    | ●    | ⊙              |  |
|   | 3000 K | 154  | 20180 | 80  | 410-7380 | 410-7382 | ◆    | ▲    | ●    | ⊙              |  |
|   | 4000 K | 154  | 21030 | 80  | 410-7390 | 410-7392 | ◆    | ▲    | ●    | ⊙              |  |

# SIGN DIVA FLEX KORONA

IP20 50/60Hz 220-240V

| DIMENSION MM   | LED    | WATT | LUMEN | CRI | ART-NO   |          | 1-25 | 1-25 | 1-25 | TECHN. OPTIONS |  |
|--|--------|------|-------|-----|----------|----------|------|------|------|----------------|--|
|  |        |      |       |     | STANDARD | DALI-DIM |      |      |      |                |  |
| Ø200 H:870   | 2700 K | 11   | 860   | 80  | 410-7100 | 410-7102 | ◆    | ▲    | ●    | ⊙              |  |
|  | 3000 K | 11   | 1080  | 80  | 410-7110 | 410-7112 | ◆    | ▲    | ●    | ⊙              |  |
|  | 4000 K | 11   | 1110  | 80  | 410-7120 | 410-7122 | ◆    | ▲    | ●    | ⊙              |  |
| Ø200 H:1620  | 2700 K | 11   | 860   | 80  | 410-7400 | 410-7402 | ◆    | ▲    | ●    | ⊙              |  |
|  | 3000 K | 11   | 1080  | 80  | 410-7410 | 410-7412 | ◆    | ▲    | ●    | ⊙              |  |
|  | 4000 K | 11   | 1110  | 80  | 410-7420 | 410-7422 | ◆    | ▲    | ●    | ⊙              |  |
| Ø400 H:870   | 2700 K | 17.9 | 1870  | 80  | 410-7130 | 410-7132 | ◆    | ▲    | ●    | ⊙              |  |
|  | 3000 K | 17.9 | 2340  | 80  | 410-7140 | 410-7142 | ◆    | ▲    | ●    | ⊙              |  |
|  | 4000 K | 17.9 | 2420  | 80  | 410-7150 | 410-7152 | ◆    | ▲    | ●    | ⊙              |  |
| Ø400 H:1620  | 2700 K | 17.9 | 1870  | 80  | 410-7430 | 410-7432 | ◆    | ▲    | ●    | ⊙              |  |
|  | 3000 K | 17.9 | 2340  | 80  | 410-7440 | 410-7442 | ◆    | ▲    | ●    | ⊙              |  |
|  | 4000 K | 17.9 | 2420  | 80  | 410-7450 | 410-7452 | ◆    | ▲    | ●    | ⊙              |  |
| Ø570 H:870   | 2700 K | 52.8 | 5060  | 80  | 410-7160 | 410-7162 | ◆    | ▲    | ●    | ⊙              |  |
|  | 3000 K | 52.8 | 6320  | 80  | 410-7170 | 410-7172 | ◆    | ▲    | ●    | ⊙              |  |
|  | 4000 K | 52.8 | 6580  | 80  | 410-7180 | 410-7182 | ◆    | ▲    | ●    | ⊙              |  |
| Ø570 H:1620  | 2700 K | 52.8 | 5060  | 80  | 410-7460 | 410-7462 | ◆    | ▲    | ●    | ⊙              |  |
|  | 3000 K | 52.8 | 6320  | 80  | 410-7470 | 410-7472 | ◆    | ▲    | ●    | ⊙              |  |
|  | 4000 K | 52.8 | 6580  | 80  | 410-7480 | 410-7482 | ◆    | ▲    | ●    | ⊙              |  |
| Ø850 H:870   | 2700 K | 88   | 9230  | 80  | 410-7190 | 410-7192 | ◆    | ▲    | ●    | ⊙              |  |
|  | 3000 K | 88   | 11540 | 80  | 410-7200 | 410-7202 | ◆    | ▲    | ●    | ⊙              |  |
|  | 4000 K | 88   | 12010 | 80  | 410-7210 | 410-7212 | ◆    | ▲    | ●    | ⊙              |  |
| Ø850 H:1620  | 2700 K | 88   | 9230  | 80  | 410-7490 | 410-7492 | ◆    | ▲    | ●    | ⊙              |  |
|  | 3000 K | 88   | 11540 | 80  | 410-7500 | 410-7502 | ◆    | ▲    | ●    | ⊙              |  |
|  | 4000 K | 88   | 12010 | 80  | 410-7510 | 410-7512 | ◆    | ▲    | ●    | ⊙              |  |
| Ø1100 H:870  | 2700 K | 154  | 16140 | 80  | 410-7220 | 410-7222 | ◆    | ▲    | ●    | ⊙              |  |
|  | 3000 K | 154  | 20180 | 80  | 410-7230 | 410-7232 | ◆    | ▲    | ●    | ⊙              |  |
|  | 4000 K | 154  | 21030 | 80  | 410-7240 | 410-7242 | ◆    | ▲    | ●    | ⊙              |  |
| Ø1100 H:1620   | 2700 K | 154  | 16140 | 80  | 410-7520 | 410-7522 | ◆    | ▲    | ●    | ⊙              |  |
|  | 3000 K | 154  | 20180 | 80  | 410-7530 | 410-7532 | ◆    | ▲    | ●    | ⊙              |  |
|  | 4000 K | 154  | 21030 | 80  | 410-7540 | 410-7542 | ◆    | ▲    | ●    | ⊙              |  |
| 01 OPAL 02 MICRO-PRISM 03 SPARKLING SECRET 04 VINTAGE INDUSTRIAL<br>ORDER EXAMPLE: ◆ ▲ ● ⊙<br>410-7190 - 02 02 17 01<br>black black opal |        |      |       |     |          |          |      |      |      |                |  |



SIGN DIVA DANCER  
**KORONA**  
colour No. 17  
„Fresh Oh“


SIGN DIVA DANCER  
**STANDARD**  
with KORONA SHINE RING  
in Red No. 4



Diffuser  
SPARKLING SECRET

**H C P L**

SIGN suitable for:  
HOSPITALITY | CORPORATE | PUBLIC | LIVING



Ø 400 mm, 3000 K:  
Opal Diffusor (red)  
Micro prism (green)

**DE | KURZÜBERSICHT**

Die SIGN DIVA DANCER zeichnet sich durch ihre Verstellbarkeit auf zwei Achsen aus. Die neueste Generation ermöglicht die flexible Schwenkbarkeit auch bei Varianten mit großem Leuchtenkopf oder langem Pendelrohr. Ein an die Decke montierter Ring mit integriertem Schlitten gewährt in diesen Fällen die entsprechende Stabilität.

**EN | SHORTCUT**

The SIGN DIVA DANCER is characterised by its adjustability on two axes. The latest generation enables flexible swivelling even for variants with a large luminaire head or a long tube. A surface-mounted ring with integrated slider ensures stability.

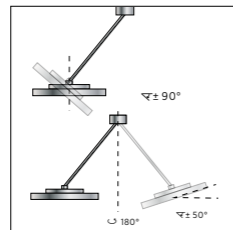
**DIVA DANCER: PLAYFUL SWIVELING SYSTEM**



Das Schwenk-System ermöglicht durch die freie Ausrichtung der Stange +/-50° flexible und einzigartige Kompositionen.

The swiveling system ensures tool-free adjustment of the rod +/-50° and flexible, eye-catching compositions.

**STEPLESS ADJUSTMENT SYSTEM**



Ein Gelenk mit einem präzisen Reibungssystem am Fuß der Stange (750 oder 1500 mm) ermöglicht eine stufen- und werkzeuglose Justierung über +/-90°.

A hinge with a precise friction system at the bottom of the rod (750 or 1500 mm) enables stepless and tool-free adjustment over +/-90°.

**ADJUSTMENT FOR ALL SIZES**



Die neueste Generation ermöglicht die flexible Schwenkbarkeit und Positionierung auch bei Varianten mit großem Leuchtenkopf oder langem Pendelrohr. Bei diesen Varianten garantiert ein an die Decke montierter Ring mit Schlitten die sichere, stabile und einfache Positionierung der Leuchte.

The latest generation enables flexible swivelling and positioning even for variants with a large luminaire head or a long pendulum tube. Surface mounted ring ensures safe, stable and easy positioning of the luminaire.

**KORONA SHINE, KORONA FRAME & SPECIAL DIFFUSERS**



Der KORONA SHINE Farbring wird als verspieltes Leuchtelement bestrahlt und ist in sechs Farben für die Modelle mit Ø 200, 400 und 570 mm verfügbar. Alternativ lassen sich bei allen Größen mit dem KORONA FRAME in einer der 25 PROLICHT-Farben Akzente setzen.

The KORONA SHINE coloured ring is illuminated as a playful glowing element and is available in 6 colours for models with Ø 200, 400 and 570 mm. KORONA FRAME is the alternative for all sizes, available in 25 PROLICHT colours.

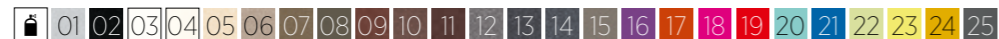


**SIGN**

| DIMENSION     | mm                           | STANDARD                   |                            |                            |                            |                             | KORONA                     |                            |                            |                            |                             |
|---------------|------------------------------|----------------------------|----------------------------|----------------------------|----------------------------|-----------------------------|----------------------------|----------------------------|----------------------------|----------------------------|-----------------------------|
|               |                              | Ø200 H:870<br>Ø200 H:1620  | Ø400 H:870<br>Ø400 H:1620  | Ø570 H:870<br>Ø570 H:1620  | Ø850 H:870<br>Ø850 H:1620  | Ø1100 H:870<br>Ø1100 H:1620 | Ø200 H:870<br>Ø200 H:1620  | Ø400 H:870<br>Ø400 H:1620  | Ø570 H:870<br>Ø570 H:1620  | Ø850 H:870<br>Ø850 H:1620  | Ø1100 H:870<br>Ø1100 H:1620 |
| LED           | Lumen                        | max. 1110                  | max. 2420                  | max. 6580                  | max. 12010                 | max. 21030                  | max. 1110                  | max. 2420                  | max. 6580                  | max. 12010                 | max. 21030                  |
|               | Wattage                      | 11.00                      | 17.90                      | 52.80                      | 88.00                      | 154.00                      | 11.00                      | 17.90                      | 52.80                      | 88.00                      | 154.00                      |
|               | CCT:                         | 2700 K<br>3000 K<br>4000 K | 2700 K<br>3000 K<br>4000 K | 2700 K<br>3000 K<br>4000 K | 2700 K<br>3000 K<br>4000 K | 2700 K<br>3000 K<br>4000 K  | 2700 K<br>3000 K<br>4000 K | 2700 K<br>3000 K<br>4000 K | 2700 K<br>3000 K<br>4000 K | 2700 K<br>3000 K<br>4000 K | 2700 K<br>3000 K<br>4000 K  |
| FINISH        | PROLICHT colour combinations | 15.625                     | 15.625                     | 15.625                     | 15.625                     | 15.625                      | 15.625                     | 15.625                     | 15.625                     | 15.625                     |                             |
| CONTROL       | STANDARD                     | ●                          | ●                          | ●                          | ●                          | ●                           | ●                          | ●                          | ●                          | ●                          |                             |
|               | DALI Dim                     | ●                          | ●                          | ●                          | ●                          | ●                           | ●                          | ●                          | ●                          | ●                          |                             |
| PROTECTION    | IP20                         | ●                          | ●                          | ●                          | ●                          | ●                           | ●                          | ●                          | ●                          | ●                          |                             |
| ADJUSTABILITY | Rotation canopy              | 170°                       | 170°                       | 170°                       | 170°                       | 170°                        | 170°                       | 170°                       | 170°                       | 170°                       |                             |
|               | Rotation head                | 360°                       | 360°                       | 360°                       | 360°                       | 360°                        | 360°                       | 360°                       | 360°                       | 360°                       |                             |
|               | Tilting head                 | +90° / -80°                | +90° / -80°                | +90° / -80°                | +90° / -80°                | +90° / -80°                 | +90° / -80°                | +90° / -80°                | +90° / -80°                | +90° / -80°                |                             |
|               | Swiveling tube               | ±50°                       | ±50°                       | ±50°                       | ±50°                       | ±50°                        | ±50°                       | ±50°                       | ±50°                       | ±50°                       |                             |
| OPTICAL       | Direct distribution          | ●                          | ●                          | ●                          | ●                          | ●                           | ●                          | ●                          | ●                          | ●                          |                             |
| DIFFUSER      | Opal diffuser                | ●                          | ●                          | ●                          | ●                          | ●                           | ●                          | ●                          | ●                          | ●                          |                             |
|               | Microprism                   | ●                          | ●                          | ●                          | ●                          | ●                           | ●                          | ●                          | ●                          | ●                          |                             |
|               | Sparkling Secrets            | ●                          | ●                          | ●                          | ●                          | ●                           | ●                          | ●                          | ●                          | ●                          |                             |
|               | Vintage Industrial           | ●                          | ●                          | ●                          | ●                          | ●                           | ●                          | ●                          | ●                          | ●                          |                             |
| FEATURES      | Korona Frame                 |                            |                            |                            |                            |                             | ●                          | ●                          | ●                          | ●                          |                             |
|               | Korona Shine                 | ●                          | ●                          | ●                          |                            |                             |                            |                            |                            |                            |                             |

**25 PROLICHT COLOURS**

▼ luminaires available in:



**RAL** and any other special colour on request

# SIGN DIVA DANCER

IP20 50/60Hz 220-240V

| DIMENSION MM                     | LED                    | WATT            | LUMEN                | CRI                    | ART-NO                                      |          | TECHN. OPTIONS                            |      |      |   |  |
|----------------------------------|------------------------|-----------------|----------------------|------------------------|---|----------|---|------|------|---|--|
|                                  |                        |                 |                      |                        | STANDARD                                    | DALI-DIM | 1-25                                      | 1-25 | 1-25 |   |  |
| Ø200 H:870                       | 2700 K                 | 11              | 860                  | 80                     | 410-4690                                    | 410-4692 | ◆   | ▲    | ●    | ⊙ |  |
|                                  | 3000 K                 | 11              | 1080                 | 80                     | 410-4700                                    | 410-4702 | ◆   | ▲    | ●    | ⊙ |  |
|                                  | 4000 K                 | 11              | 1110                 | 80                     | 410-4720                                    | 410-4722 | ◆   | ▲    | ●    | ⊙ |  |
| Ø200 H:1620                      | 2700 K                 | 11              | 860                  | 80                     | 410-6650                                    | 410-6652 | ◆   | ▲    | ●    | ⊙ |  |
|                                  | 3000 K                 | 11              | 1080                 | 80                     | 410-6660                                    | 410-6662 | ◆   | ▲    | ●    | ⊙ |  |
|                                  | 4000 K                 | 11              | 1110                 | 80                     | 410-6670                                    | 410-6672 | ◆   | ▲    | ●    | ⊙ |  |
| Ø400 H:870                       | 2700 K                 | 17.9            | 1870                 | 80                     | 410-4730                                    | 410-4732 | ◆   | ▲    | ●    | ⊙ |  |
|                                  | 3000 K                 | 17.9            | 2340                 | 80                     | 410-4740                                    | 410-4742 | ◆   | ▲    | ●    | ⊙ |  |
|                                  | 4000 K                 | 17.9            | 2420                 | 80                     | 410-4760                                    | 410-4762 | ◆   | ▲    | ●    | ⊙ |  |
| Ø400 H:1620                      | 2700 K                 | 17.9            | 1870                 | 80                     | 410-6680                                    | 410-6682 | ◆   | ▲    | ●    | ⊙ |  |
|                                  | 3000 K                 | 17.9            | 2340                 | 80                     | 410-6690                                    | 410-6692 | ◆   | ▲    | ●    | ⊙ |  |
|                                  | 4000 K                 | 17.9            | 2420                 | 80                     | 410-6700                                    | 410-6702 | ◆   | ▲    | ●    | ⊙ |  |
| Ø570 H:870                       | 2700 K                 | 52.8            | 5060                 | 80                     | 410-4770                                    | 410-4772 | ◆   | ▲    | ●    | ⊙ |  |
|                                  | 3000 K                 | 52.8            | 6320                 | 80                     | 410-4780                                    | 410-4782 | ◆   | ▲    | ●    | ⊙ |  |
|                                  | 4000 K                 | 52.8            | 6580                 | 80                     | 410-4800                                    | 410-4802 | ◆   | ▲    | ●    | ⊙ |  |
| Ø570 H:1620                      | 2700 K                 | 52.8            | 5060                 | 80                     | 410-6710                                    | 410-6712 | ◆   | ▲    | ●    | ⊙ |  |
|                                  | 3000 K                 | 52.8            | 6320                 | 80                     | 410-6720                                    | 410-6722 | ◆   | ▲    | ●    | ⊙ |  |
|                                  | 4000 K                 | 52.8            | 6580                 | 80                     | 410-6730                                    | 410-6732 | ◆   | ▲    | ●    | ⊙ |  |
| DIFFUSER + integrated Shine Ring | 1.. OPAL               | 2.. MICRO-PRISM | 3.. SPARKLING SECRET | 4.. VINTAGE INDUSTRIAL | ORDER EXAMPLE: ◆ ▲ ● ⊙ 410-6710-02 02 02 20 |          |   |      |      |   |  |
|                                  | + .0 .1 .2 .3 .4 .5 .6 |                 |                      |                        |   |          | black black black black black black black |      |      |   |  |
| Ø850 H:870                       | 2700 K                 | 88              | 9230                 | 80                     | 410-6530                                    | 410-6532 | ◆   | ▲    | ●    | ⊙ |  |
|                                  | 3000 K                 | 88              | 11540                | 80                     | 410-6540                                    | 410-6542 | ◆   | ▲    | ●    | ⊙ |  |
|                                  | 4000 K                 | 88              | 12010                | 80                     | 410-6550                                    | 410-6552 | ◆   | ▲    | ●    | ⊙ |  |
| Ø850 H:1620                      | 2700 K                 | 88              | 9230                 | 80                     | 410-6740                                    | 410-6742 | ◆   | ▲    | ●    | ⊙ |  |
|                                  | 3000 K                 | 88              | 11540                | 80                     | 410-6750                                    | 410-6752 | ◆   | ▲    | ●    | ⊙ |  |
|                                  | 4000 K                 | 88              | 12010                | 80                     | 410-6760                                    | 410-6762 | ◆   | ▲    | ●    | ⊙ |  |
| Ø1100 H:870                      | 2700 K                 | 154             | 16140                | 80                     | 410-6560                                    | 410-6562 | ◆   | ▲    | ●    | ⊙ |  |
|                                  | 3000 K                 | 154             | 20180                | 80                     | 410-6570                                    | 410-6572 | ◆   | ▲    | ●    | ⊙ |  |
|                                  | 4000 K                 | 154             | 21030                | 80                     | 410-6580                                    | 410-6582 | ◆   | ▲    | ●    | ⊙ |  |
| Ø1100 H:1620                     | 2700 K                 | 154             | 16140                | 80                     | 410-6770                                    | 410-6772 | ◆   | ▲    | ●    | ⊙ |  |
|                                  | 3000 K                 | 154             | 20180                | 80                     | 410-6780                                    | 410-6782 | ◆   | ▲    | ●    | ⊙ |  |
|                                  | 4000 K                 | 154             | 21030                | 80                     | 410-6790                                    | 410-6792 | ◆   | ▲    | ●    | ⊙ |  |

# SIGN DIVA DANCER KORONA

IP20 50/60Hz 220-240V

| DIMENSION MM | LED                                       | WATT           | LUMEN               | CRI                   | ART-NO                                      |          | TECHN. OPTIONS |      |      |   |  |
|--------------|---|----------------|---------------------|-----------------------|---|----------|----------------|------|------|---|--|
|              |   |                |                     |                       | STANDARD                                    | DALI-DIM | 1-25           | 1-25 | 1-25 |   |  |
| Ø200 H:870   | 2700 K                                    | 11             | 860                 | 80                    | 410-4810                                    | 410-4812 | ◆              | ▲    | ●    | ⊙ |  |
|              | 3000 K                                    | 11             | 1080                | 80                    | 410-4820                                    | 410-4822 | ◆              | ▲    | ●    | ⊙ |  |
|              | 4000 K                                    | 11             | 1110                | 80                    | 410-4840                                    | 410-4842 | ◆              | ▲    | ●    | ⊙ |  |
| Ø200 H:1620  | 2700 K                                    | 11             | 860                 | 80                    | 410-6800                                    | 410-6802 | ◆              | ▲    | ●    | ⊙ |  |
|              | 3000 K                                    | 11             | 1080                | 80                    | 410-6810                                    | 410-6812 | ◆              | ▲    | ●    | ⊙ |  |
|              | 4000 K                                    | 11             | 1110                | 80                    | 410-6820                                    | 410-6822 | ◆              | ▲    | ●    | ⊙ |  |
| Ø400 H:870   | 2700 K                                    | 17.9           | 1870                | 80                    | 410-4850                                    | 410-4852 | ◆              | ▲    | ●    | ⊙ |  |
|              | 3000 K                                    | 17.9           | 2340                | 80                    | 410-4860                                    | 410-4862 | ◆              | ▲    | ●    | ⊙ |  |
|              | 4000 K                                    | 17.9           | 2420                | 80                    | 410-4880                                    | 410-4882 | ◆              | ▲    | ●    | ⊙ |  |
| Ø400 H:1620  | 2700 K                                    | 17.9           | 1870                | 80                    | 410-6830                                    | 410-6832 | ◆              | ▲    | ●    | ⊙ |  |
|              | 3000 K                                    | 17.9           | 2340                | 80                    | 410-6840                                    | 410-6842 | ◆              | ▲    | ●    | ⊙ |  |
|              | 4000 K                                    | 17.9           | 2420                | 80                    | 410-6850                                    | 410-6852 | ◆              | ▲    | ●    | ⊙ |  |
| Ø570 H:870   | 2700 K                                    | 52.8           | 5060                | 80                    | 410-4890                                    | 410-4892 | ◆              | ▲    | ●    | ⊙ |  |
|              | 3000 K                                    | 52.8           | 6320                | 80                    | 410-4900                                    | 410-4902 | ◆              | ▲    | ●    | ⊙ |  |
|              | 4000 K                                    | 52.8           | 6580                | 80                    | 410-4920                                    | 410-4922 | ◆              | ▲    | ●    | ⊙ |  |
| Ø570 H:1620  | 2700 K                                    | 52.8           | 5060                | 80                    | 410-6860                                    | 410-6862 | ◆              | ▲    | ●    | ⊙ |  |
|              | 3000 K                                    | 52.8           | 6320                | 80                    | 410-6870                                    | 410-6872 | ◆              | ▲    | ●    | ⊙ |  |
|              | 4000 K                                    | 52.8           | 6580                | 80                    | 410-6880                                    | 410-6882 | ◆              | ▲    | ●    | ⊙ |  |
| Ø850 H:870   | 2700 K                                    | 88             | 9230                | 80                    | 410-6590                                    | 410-6592 | ◆              | ▲    | ●    | ⊙ |  |
|              | 3000 K                                    | 88             | 11540               | 80                    | 410-6600                                    | 410-6602 | ◆              | ▲    | ●    | ⊙ |  |
|              | 4000 K                                    | 88             | 12010               | 80                    | 410-6610                                    | 410-6612 | ◆              | ▲    | ●    | ⊙ |  |
| Ø850 H:1620  | 2700 K                                    | 88             | 9230                | 80                    | 410-6890                                    | 410-6892 | ◆              | ▲    | ●    | ⊙ |  |
|              | 3000 K                                    | 88             | 11540               | 80                    | 410-6900                                    | 410-6902 | ◆              | ▲    | ●    | ⊙ |  |
|              | 4000 K                                    | 88             | 12010               | 80                    | 410-6910                                    | 410-6912 | ◆              | ▲    | ●    | ⊙ |  |
| Ø1100 H:870  | 2700 K                                    | 154            | 16140               | 80                    | 410-6620                                    | 410-6622 | ◆              | ▲    | ●    | ⊙ |  |
|              | 3000 K                                    | 154            | 20180               | 80                    | 410-6630                                    | 410-6632 | ◆              | ▲    | ●    | ⊙ |  |
|              | 4000 K                                    | 154            | 21030               | 80                    | 410-6640                                    | 410-6642 | ◆              | ▲    | ●    | ⊙ |  |
| Ø1100 H:1620 | 2700 K                                    | 154            | 16140               | 80                    | 410-6920                                    | 410-6922 | ◆              | ▲    | ●    | ⊙ |  |
|              | 3000 K                                    | 154            | 20180               | 80                    | 410-6930                                    | 410-6932 | ◆              | ▲    | ●    | ⊙ |  |
|              | 4000 K                                    | 154            | 21030               | 80                    | 410-6940                                    | 410-6942 | ◆              | ▲    | ●    | ⊙ |  |
| DIFFUSER     | 01 OPAL                                   | 02 MICRO-PRISM | 03 SPARKLING SECRET | 04 VINTAGE INDUSTRIAL | ORDER EXAMPLE: ◆ ▲ ● ⊙ 410-6622-02 02 17 01 |          |                |      |      |   |  |
|              | black black black black black black black |                |                     |                       |   |          | Fresh Oil opal |      |      |   |  |

HANGOVER PLUG  
SNOOKER  
SIGN DIVA  
MAGGIO MICRO DOT  
BIONIQ  
IMAGINE PLUS  
RICO LED LINE  
CASAMBI

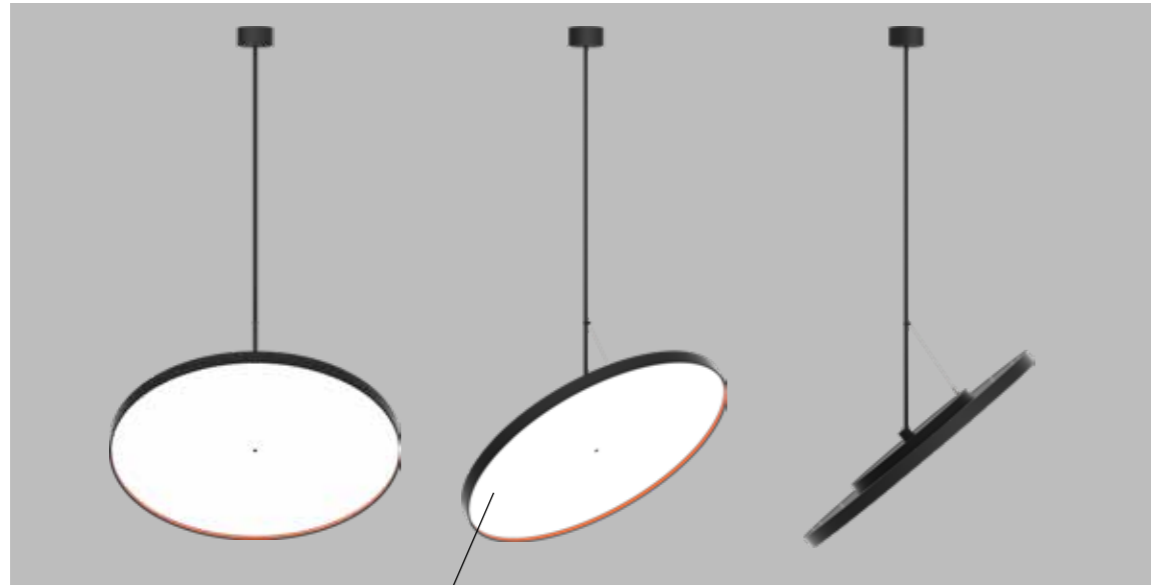
# GO BIG - STAY FLEXIBLE

Die neue SIGN DIVA FLEX ist auch in riesigen Varianten mit 850 und 1100 mm Durchmesser verfügbar. Ein zusätzliches Spannseil sichert bei diesen Größen die Stabilität der Leuchte.

*The new SIGN DIVA FLEX is also available in huge variants with 850 and 1100 mm diameter. An additional tension cable ensures the stability of the luminaire with these sizes.*

Die großen Varianten der SIGN DIVA DANCER mit einem Durchmesser von 850 bzw. 1100 mm, sowie alle Varianten mit langer Rohrabhängung (1500 mm), werden an der Decke zusätzlich mit einem Ring mit integriertem Schlitten befestigt, der die Stabilität der Leuchte bei voller Drehbarkeit gewährleistet. Auf Wunsch sind diese Modelle auch weiterhin mit Seilen zur direkten Wandmontage, ohne Ring, erhältlich.

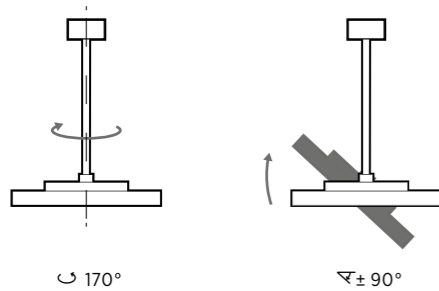
*The large variants of SIGN DIVA DANCER with a diameter of 850 or 1100 mm and variants with a long tube suspension (1500 mm), are additionally fastened to a surface mounted ring with integrated slider, providing free rotation of the luminaire and full stability. On request, these models are still available with tension cables for direct wall mounting without ring.*



Choose from 4 optics:



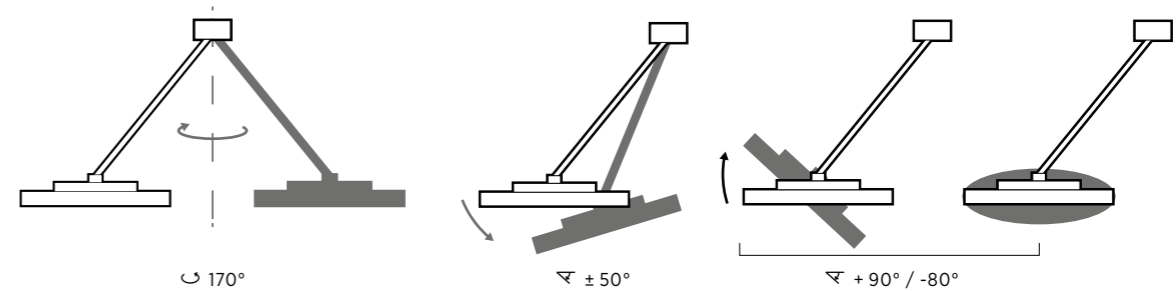
## SIGN DIVA FLEX - POSSIBLE ADJUSTMENTS



▼ SIGN DIVA DANCER KORONA Ø 1100 mm, H 1620 mm, in 02 "Black Velvet" with Korona Frame in 17 "Fresh Oh"



## SIGN DIVA DANCER - POSSIBLE ADJUSTMENTS





PHOTOS: ARMIN KUPRIAN (4)

▲ PROLICHT Headquarter in Götzens, Austria



PHOTO: PATRICK SARINGER



INSPIRATION: SIMONE EISATH



INSPIRATION: SIMONE EISATH



# MAGIQ WITH MICRO DOT



MAGIQ WITH MICRO DOT  
**4 TRIMLESS**



MAGIQ WITH MICRO DOT  
**2 RECESSED**




MAGIQ WITH MICRO DOT  
**8 TRIMLESS**



MAGIQ WITH MICRO DOT  
INSERT FOR **HYPRO 40**  
(also available for **2LOOK4**)

## R H C L

MAGIQ suitable for:  
RETAIL | HOSPITALITY | CORPORATE | LIVING



LFO Lens: 38°, 3000 K

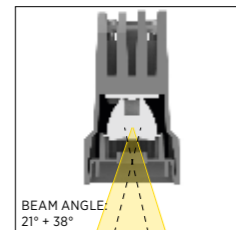
### DE | KURZÜBERSICHT

Die beliebte MAGIQ Downlight-Serie wird mit einer Variante der LFO-Linsentechnologie von Bartenbach erweitert. Winzige Lichtaustrittsöffnungen sorgen für ein ruhiges Deckenbild. Durch die blendfreie Optik sind sehr niedrige UGR-Werte mit hohem Wirkungsgrad realisierbar.

### EN | SHORTCUT

The popular MAGIQ downlight series is extended by a variant with LFO lens technology from Bartenbach. Tiny light openings ensure a calm ceiling. Due to the glare-free optics, very low UGR values can be achieved with high efficiency.

#### TINY OPENING - HUGE EFFECT




BEAM ANGLE:  
21° + 38°

Die integrierte Bartenbach LFO Linsentechnologie erzielt eine hohe Wirkung bei minimalst sichtbarer Lichtaustrittsöffnung.

*The integrated Bartenbach LFO lens technology achieves a high effect with a tiny visible light opening.*

#### LOWEST UGR RATINGS



Dank der blendfreien Ausleuchtung sind kleinste UGR Werte realisierbar.

*Lowest UGR values are possible thanks to the glare-free illumination.*


#### LOW-MAINTENANCE



Dank der winzigen Lichtöffnung zeichnet sich das MAGIQ WITH MICRO DOT Downlight als besonders staubdicht und somit wartungsarm aus, ohne dabei einen Rückgang beim Lichtstrom in Kauf zu nehmen.

*Thanks to the tiny light opening, the MAGIQ WITH MICRO DOT downlight is particularly dust-tight and thus requires little maintenance, without a decline in luminous flux.*

#### MIX & MATCH

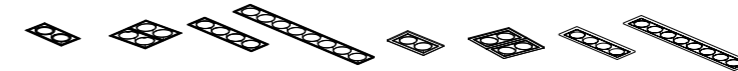


Die MAGIQ Downlights sind perfekt mit anderen Strahlern aus der MAGIQ-Familie kombinierbar, beispielsweise dem MAGIQ HOLLOW und dem MAGIQ WALLWASH.

*The MAGIQ downlights can be perfectly combined with other spotlights from the MAGIQ family, for example the MAGIQ HOLLOW and the MAGIQ WALLWASH.*

#### 25 PROLICHT COLOURS

▼ downlights available in:



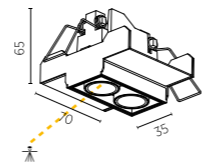

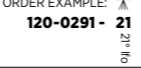
#### MAGIQ WITH MICRO DOT

|            |                     | TRIMLESS                   |                            |                            |                            | RECESSED                   |                            |                            |                            |
|------------|---------------------|----------------------------|----------------------------|----------------------------|----------------------------|----------------------------|----------------------------|----------------------------|----------------------------|
|            |                     | 2                          | 2x2                        | 4                          | 8                          | 2                          | 2x2                        | 4                          | 8                          |
| DIMENSION  | mm                  | 70x35 H:65                 | 70x70 H:65                 | 135x35 H:65                | 267x35 H:65                | 80x45 H:64                 | 80x90 H:64                 | 145x45 H:64                | 277x45 H:64                |
| LED        | Lumen (max.)        | 360                        | 720                        | 720                        | 1440                       | 360                        | 720                        | 720                        | 1440                       |
|            | Wattage             | 6.6                        | 13.3                       | 13.3                       | 26.6                       | 6.6                        | 13.3                       | 13.3                       | 26.6                       |
|            | CCT:                | 2700 K<br>3000 K<br>4000 K | 2700 K<br>3000 K<br>4000 K | 2700 K<br>3000 K<br>4000 K | 2700 K<br>3000 K<br>4000 K | 2700 K<br>3000 K<br>4000 K | 2700 K<br>3000 K<br>4000 K | 2700 K<br>3000 K<br>4000 K | 2700 K<br>3000 K<br>4000 K |
| FINISH     | Base Colour Black   | ●                          | ●                          | ●                          | ●                          | ●                          | ●                          | ●                          | ●                          |
|            | Colour combinations | -                          | -                          | -                          | -                          | 25                         | 25                         | 25                         | 25                         |
| CONTROL    | Standard            | ●                          | ●                          | ●                          | ●                          | ●                          | ●                          | ●                          | ●                          |
|            | Dali                | ●                          | ●                          | ●                          | ●                          | ●                          | ●                          | ●                          | ●                          |
|            | Push Dim            | ●                          | ●                          | ●                          | ●                          | ●                          | ●                          | ●                          | ●                          |
|            | Casambi             | on request                 | on request                 | on request                 | on request                 | on request                 | on request                 | on request                 | on request                 |
| PROTECTION | IP20                | ●                          | ●                          | ●                          | ●                          | ●                          | ●                          | ●                          | ●                          |
| OPTICAL    | Direct distribution | ●                          | ●                          | ●                          | ●                          | ●                          | ●                          | ●                          | ●                          |
| BEAM ANGLE | LFO lens            | 21°<br>38°                 | 21°<br>38°                 | 21°<br>38°                 | 21°<br>38°                 | 21°<br>38°                 | 21°<br>38°                 | 21°<br>38°                 | 21°<br>38°                 |

## TRIMLESS | RANDLOS

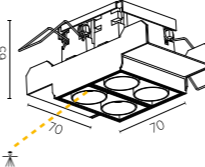

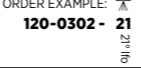
### MAGIQ WITH MICRO DOT 2

1050 mA IP20         

| DIMENSION MM  | LED    | WATT | LUMEN MAX. | CRI | ART-NO   | TECHN. OPTIONS  |
|---|--------|------|------------|-----|----------|---|
| 70x35 H:65  | 2700 K | 6.6  | 320        | 90  | 120-0290 |  |
|   | 3000 K | 6.6  | 346        | 90  | 120-0291 |   |
|   | 4000 K | 6.6  | 360        | 90  | 120-0292 |   |
| BLACK   |        |      |            |     |          |   |
|  LENS ...21° ...38° LFO<br>ORDER EXAMPLE:  <b>120-0291 - 21</b> |        |      |            |     |          |   |

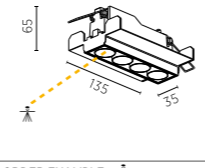

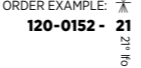
### MAGIQ WITH MICRO DOT 2x2

1050 mA IP20         

| DIMENSION MM  | LED    | WATT | LUMEN MAX. | CRI | ART-NO   | TECHN. OPTIONS  |
|---|--------|------|------------|-----|----------|---|
| 70x70 H:65  | 2700 K | 13.2 | 640        | 90  | 120-0302 |  |
|   | 3000 K | 13.2 | 692        | 90  | 120-0303 |   |
|   | 4000 K | 13.2 | 720        | 90  | 120-0304 |   |
| BLACK   |        |      |            |     |          |   |
|  LENS ...21° ...38° LFO<br>ORDER EXAMPLE:  <b>120-0302 - 21</b> |        |      |            |     |          |   |

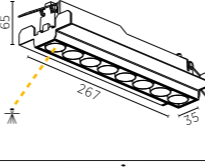

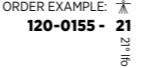
### MAGIQ WITH MICRO DOT 4



1050 mA IP20         

| DIMENSION MM  | LED    | WATT | LUMEN MAX. | CRI | ART-NO   | TECHN. OPTIONS   |
|---|--------|------|------------|-----|----------|--|
| 135x35 H:65   | 2700 K | 13.3 | 640        | 90  | 120-0150 |  |
|   | 3000 K | 13.3 | 692        | 90  | 120-0151 |  |
|   | 4000 K | 13.3 | 720        | 90  | 120-0152 |  |
| BLACK   |        |      |            |     |          |  |
|  LENS ...21° ...38° LFO<br>ORDER EXAMPLE:  <b>120-0152 - 21</b> |        |      |            |     |          |  |

### MAGIQ WITH MICRO DOT 8

1050 mA IP20         

| DIMENSION MM  | LED    | WATT | LUMEN MAX. | CRI | ART-NO   | TECHN. OPTIONS  |
|---|--------|------|------------|-----|----------|---|
| 267x35 H:65   | 2700 K | 26.6 | 1280       | 90  | 120-0153 |  |
|   | 3000 K | 26.6 | 1384       | 90  | 120-0154 |   |
|   | 4000 K | 26.6 | 1440       | 90  | 120-0155 |   |
| BLACK   |        |      |            |     |          |   |
|  LENS ...21° ...38° LFO<br>ORDER EXAMPLE:  <b>120-0155 - 21</b> |        |      |            |     |          |   |

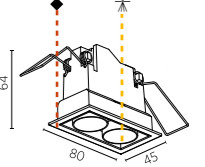

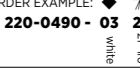
| LED-TREIBER > LED DRIVER  | DIMENSION MM  | I OUT          | U OUT     | P OUT  | ART-N° STANDARD | INTERFACE | MM  |
|---|---------------|----------------|-----------|--------|-----------------|-----------|---|
|  | 179 x 32 x 31 | 1050 mA const. | 6-21 V DC | 6-21 W | 44-00247        | DALI      |  |
|   |               |                | 6-21 V DC | 6-22 W | 44-00246        | 1-10 V    |   |

Weitere Treiber-Auswahlmöglichkeiten finden Sie im Workbook 9 ab Seite i.07 | Further driver options can be found in Workbook 9 from page i.07

## RECESSED | EINBAU

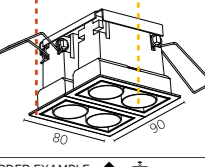

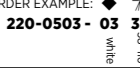
### MAGIQ WITH MICRO DOT 2

1050 mA IP20         

| DIMENSION MM   | LED    | WATT | LUMEN MAX. | CRI | ART-NO   | TECHN. OPTIONS  |
|--|--------|------|------------|-----|----------|---|
| 80x45 H:64   | 2700 K | 6.6  | 320        | 90  | 220-0490 |  |
|  | 3000 K | 6.6  | 346        | 90  | 220-0491 |   |
|  | 4000 K | 6.6  | 360        | 90  | 220-0492 |   |
| BLACK  |        |      |            |     |          |   |
|  LENS ...21° ...38° LFO<br>ORDER EXAMPLE:  <b>220-0490 - 03 21</b> |        |      |            |     |          |   |

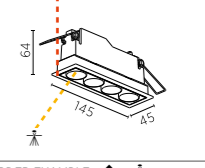

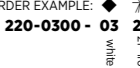
### MAGIQ WITH MICRO DOT 2x2

1050 mA IP20         

| DIMENSION MM   | LED    | WATT | LUMEN MAX. | CRI | ART-NO   | TECHN. OPTIONS  |
|--|--------|------|------------|-----|----------|---|
| 80x90 H:64   | 2700 K | 13.2 | 640        | 90  | 220-0502 |  |
|  | 3000 K | 13.2 | 692        | 90  | 220-0503 |   |
|  | 4000 K | 13.2 | 720        | 90  | 220-0504 |   |
| BLACK  |        |      |            |     |          |   |
|  LENS ...21° ...38° LFO<br>ORDER EXAMPLE:  <b>220-0503 - 03 38</b> |        |      |            |     |          |   |

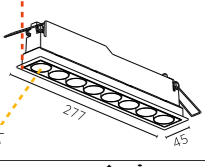

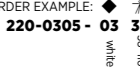
### MAGIQ WITH MICRO DOT 4



1050 mA IP20         

| DIMENSION MM   | LED    | WATT | LUMEN MAX. | CRI | ART-NO   | TECHN. OPTIONS   |
|--|--------|------|------------|-----|----------|--|
| 145x45 H:64  | 2700 K | 13.3 | 640        | 90  | 220-0300 |  |
|  | 3000 K | 13.3 | 692        | 90  | 220-0301 |  |
|  | 4000 K | 13.3 | 720        | 90  | 220-0302 |  |
| BLACK  |        |      |            |     |          |  |
|  LENS ...21° ...38° LFO<br>ORDER EXAMPLE:  <b>220-0300 - 03 21</b> |        |      |            |     |          |  |

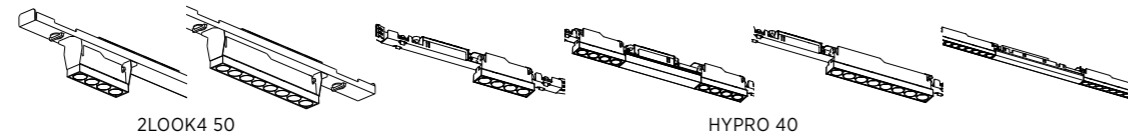
### MAGIQ WITH MICRO DOT 8

1050 mA IP20         

| DIMENSION MM   | LED    | WATT | LUMEN MAX. | CRI | ART-NO   | TECHN. OPTIONS  |
|--|--------|------|------------|-----|----------|---|
| 277x45 H:64  | 2700 K | 26.6 | 1560       | 90  | 220-0303 |  |
|  | 3000 K | 26.6 | 1700       | 90  | 220-0304 |   |
|  | 4000 K | 26.6 | 1760       | 90  | 220-0305 |   |
| BLACK  |        |      |            |     |          |   |
|  LENS ...21° ...38° LFO<br>ORDER EXAMPLE:  <b>220-0305 - 03 38</b> |        |      |            |     |          |   |

| LED-TREIBER > LED DRIVER  | DIMENSION MM  | I OUT          | U OUT     | P OUT  | ART-N° STANDARD | INTERFACE | MM  |
|---|---------------|----------------|-----------|--------|-----------------|-----------|---|
|  | 179 x 32 x 31 | 1050 mA const. | 6-21 V DC | 6-21 W | 44-00247        | DALI      |  |
|   |               |                | 6-21 V DC | 6-22 W | 44-00246        | 1-10 V    |   |

Weitere Treiber-Auswahlmöglichkeiten finden Sie im Workbook 9 ab Seite i.07 | Further driver options can be found in Workbook 9 from page i.07



**MAGIQ WITH MICRO DOT**

|            |                     | 2LOOK4 50        |                  | HYPRO 40           |                    |                    |                  |
|------------|---------------------|------------------|------------------|--------------------|--------------------|--------------------|------------------|
|            |                     | 4                | 8                | 4                  | 4+4                | 8                  | 8+8              |
| DIMENSION  | mm                  | 45 x 550 H: 93   | 45 x 550 H: 93   | 35 x 510/640 H: 72 | 35 x 710/910 H: 72 | 35 x 650/840 H: 72 | 35 x 1170 H: 72  |
| LED        | Lumen (max.)        | 720              | 1440             | 720                | 1440               | 1440               | 2880             |
|            | Wattage             | 13.3             | 26.6             | 13.3               | 26.6               | 26.6               | 53.2             |
|            | CCT:                | 2700 K           | 2700 K           | 2700 K             | 2700 K             | 2700 K             | 2700 K           |
|            |                     | 3000 K<br>4000 K | 3000 K<br>4000 K | 3000 K<br>4000 K   | 3000 K<br>4000 K   | 3000 K<br>4000 K   | 3000 K<br>4000 K |
| FINISH     | Base Colour Black   | ●                | ●                | ●                  | ●                  | ●                  | ●                |
|            | Colour combinations | -                | -                | -                  | -                  | -                  | -                |
| CONTROL    | Standard            | ●                | ●                | ●                  | ●                  | ●                  | ●                |
|            | Dali                | ●                | ●                | ●                  | ●                  | ●                  | ●                |
|            | Push Dim            | -                | -                | -                  | -                  | -                  | -                |
|            | Casambi             | -                | -                | -                  | -                  | -                  | -                |
|            |                     |                  |                  |                    |                    |                    |                  |
| PROTECTION | IP20                | ●                | ●                | ●                  | ●                  | ●                  | ●                |
| OPTICAL    | Direct distribution | ●                | ●                | ●                  | ●                  | ●                  | ●                |
| BEAM ANGLE | LFO lens            | 21°              | 21°              | 21°                | 21°                | 21°                | 21°              |
|            |                     | 38°              | 38°              | 38°                | 38°                | 38°                | 38°              |

**HYPRO 40 EINSÄTZE | HYPRO 40 INSERTS**

**MAGIQ WITH MICRO DOT 4**

| DIMENSION MM                     | LED    | WATT | LUMEN MAX. | CRI | ART.-NO  |          | TECHN. OPTIONS |
|----------------------------------|--------|------|------------|-----|----------|----------|----------------|
|                                  |        |      |            |     | STANDARD | DALI-DIM |                |
| 510x35 H:72                      | 2700 K | 13.3 | 640        | 90  | 87410    |          | ⚡              |
|                                  | 3000 K | 13.3 | 692        | 90  | 87420    |          | ⚡              |
|                                  | 4000 K | 13.3 | 720        | 90  | 87430    |          | ⚡              |
| IP20 BLACK   50/60Hz 220-240V    |        |      |            |     |          |          |                |
| 650x35 H:72                      | 2700 K | 13.3 | 640        | 90  | 87412    |          | ⚡              |
|                                  | 3000 K | 13.3 | 692        | 90  | 87422    |          | ⚡              |
|                                  | 4000 K | 13.3 | 720        | 90  | 87432    |          | ⚡              |
| IP20 BLACK   50/60Hz 220-240V    |        |      |            |     |          |          |                |
| LENS  ...21° ...38° LFO          |        |      |            |     |          |          |                |
| ORDER EXAMPLE: <b>87412 - 21</b> |        |      |            |     |          |          |                |

**MAGIQ WITH MICRO DOT 4+4**

| DIMENSION MM                     | LED    | WATT | LUMEN MAX. | CRI | ART.-NO  |          | TECHN. OPTIONS |
|----------------------------------|--------|------|------------|-----|----------|----------|----------------|
|                                  |        |      |            |     | STANDARD | DALI-DIM |                |
| 710x35 H:72                      | 2700 K | 26.6 | 1280       | 90  | 87440    |          | ⚡              |
|                                  | 3000 K | 26.6 | 1384       | 90  | 87450    |          | ⚡              |
|                                  | 4000 K | 26.6 | 1440       | 90  | 87460    |          | ⚡              |
| IP20 BLACK   50/60Hz 220-240V    |        |      |            |     |          |          |                |
| 910x35 H:72                      | 2700 K | 26.6 | 1280       | 90  | 87442    |          | ⚡              |
|                                  | 3000 K | 26.6 | 1384       | 90  | 87452    |          | ⚡              |
|                                  | 4000 K | 26.6 | 1440       | 90  | 87462    |          | ⚡              |
| IP20 BLACK   50/60Hz 220-240V    |        |      |            |     |          |          |                |
| LENS  ...21° ...38° LFO          |        |      |            |     |          |          |                |
| ORDER EXAMPLE: <b>87462 - 38</b> |        |      |            |     |          |          |                |

**2LOOK4 50 PLUG EINSÄTZE | 2LOOK4 50 PLUG INSERTS**

**MAGIQ WITH MICRO DOT 4**

| DIMENSION MM                         | LED    | WATT | LUMEN MAX. | CRI | ART.-NO  |          | TECHN. OPTIONS |
|--------------------------------------|--------|------|------------|-----|----------|----------|----------------|
|                                      |        |      |            |     | STANDARD | DALI-DIM |                |
| 550x49 H:93                          | 2700 K | 13.3 | 640        | 90  | 86660    | 86662    | ⚡              |
|                                      | 3000 K | 13.3 | 692        | 90  | 86670    | 86672    | ⚡              |
|                                      | 4000 K | 13.3 | 720        | 90  | 86680    | 86682    | ⚡              |
| IP20 BLACK   125°   50/60Hz 220-240V |        |      |            |     |          |          |                |
| LENS  ...21° ...38° LFO              |        |      |            |     |          |          |                |
| ORDER EXAMPLE: <b>86660 - 21</b>     |        |      |            |     |          |          |                |

**MAGIQ WITH MICRO DOT 8**

| DIMENSION MM                         | LED    | WATT | LUMEN MAX. | CRI | ART.-NO  |          | TECHN. OPTIONS |
|--------------------------------------|--------|------|------------|-----|----------|----------|----------------|
|                                      |        |      |            |     | STANDARD | DALI-DIM |                |
| 550x49 H:93                          | 2700 K | 26.6 | 1280       | 90  | 86690    | 86692    | ⚡              |
|                                      | 3000 K | 26.6 | 1384       | 90  | 86700    | 86702    | ⚡              |
|                                      | 4000 K | 26.6 | 1440       | 90  | 86710    | 86712    | ⚡              |
| IP20 BLACK   125°   50/60Hz 220-240V |        |      |            |     |          |          |                |
| LENS  ...21° ...38° LFO              |        |      |            |     |          |          |                |
| ORDER EXAMPLE: <b>86700 - 38</b>     |        |      |            |     |          |          |                |

**MAGIQ WITH MICRO DOT 8**

| DIMENSION MM                     | LED    | WATT | LUMEN MAX. | CRI | ART.-NO  |          | TECHN. OPTIONS |
|----------------------------------|--------|------|------------|-----|----------|----------|----------------|
|                                  |        |      |            |     | STANDARD | DALI-DIM |                |
| 650x35 H:72                      | 2700 K | 26.6 | 1280       | 90  | 87470    |          | ⚡              |
|                                  | 3000 K | 26.6 | 1384       | 90  | 87480    |          | ⚡              |
|                                  | 4000 K | 26.6 | 1440       | 90  | 87490    |          | ⚡              |
| IP20 BLACK   50/60Hz 220-240V    |        |      |            |     |          |          |                |
| 840x35 H:72                      | 2700 K | 26.6 | 1280       | 90  | 87472    |          | ⚡              |
|                                  | 3000 K | 26.6 | 1384       | 90  | 87482    |          | ⚡              |
|                                  | 4000 K | 26.6 | 1440       | 90  | 87492    |          | ⚡              |
| IP20 BLACK   50/60Hz 220-240V    |        |      |            |     |          |          |                |
| LENS  ...21° ...38° LFO          |        |      |            |     |          |          |                |
| ORDER EXAMPLE: <b>87482 - 21</b> |        |      |            |     |          |          |                |

**MAGIQ WITH MICRO DOT 8+8**

| DIMENSION MM                     | LED    | WATT | LUMEN MAX. | CRI | ART.-NO  |          | TECHN. OPTIONS |
|----------------------------------|--------|------|------------|-----|----------|----------|----------------|
|                                  |        |      |            |     | STANDARD | DALI-DIM |                |
| 1170x35 H:72                     | 2700 K | 53.1 | 2560       | 90  | 89140    | 89142    | ⚡              |
|                                  | 3000 K | 53.1 | 2768       | 90  | 89150    | 89152    | ⚡              |
|                                  | 4000 K | 53.1 | 2880       | 90  | 89160    | 89162    | ⚡              |
| IP20 BLACK   50/60Hz 220-240V    |        |      |            |     |          |          |                |
| LENS  ...21° ...38° LFO          |        |      |            |     |          |          |                |
| ORDER EXAMPLE: <b>89140 - 21</b> |        |      |            |     |          |          |                |

# BIONIQ ROUND | SQUARE




BIONIQ ROUND  
**ADJUSTABLE TRIMLESS**  
coloured in „Crystal White“ - No. 03



BIONIQ SQUARE  
**PINHOLE RECESSED**  
coloured in „Crystal White“ - No. 03

R H L

BIONIQ suitable for:  
RETAIL | HOSPITALITY | LIVING



Superspot - Lens: 9°, 3000 K



New Superspot lens technology

## DE | KURZÜBERSICHT

Unsere High-Tech Strahler-Serie BIONIQ gestattet Beleuchtung auf höchstem Niveau. Die neueste Generation des integrierten Encapsulated Adjustment Systems kommt mit optimierter Mechanik und ermöglicht nun werkzeugloses Verstellen. Für ein verbessertes Lichtbild sorgt die überarbeitete Linsen-Technologie.

## EN | SHORTCUT

Our high-tech spotlight series BIONIQ allows lighting at the highest level. The latest generation of the integrated Encapsulated Adjustment System comes with optimised mechanics and now allows tool-free adjustment. The revised lens technology ensures an improved light effect.

### ACCESSIBLE FOR MAINTENANCE



Ein spezieller Einbaurahmen erlaubt die Montage in Decken mit 10 bis 25 mm Dicke. Ein unkompliziertes Entsperrsystem ermöglicht den Ausbau der gesamten Einheit, beispielsweise zur Wartung.

A special mounting frame allows installation into ceilings from 10 to 25 mm. An easy unlocking system enables removal of the entire fitting, for example, for maintenance.

### ONE LOCK



Mit dem ONE LOCK-System können die horizontale Drehbarkeit und die vertikalen Kippstellungen mit einer einzigen Schraube fixiert werden – schnell und effizient.

The ONE LOCK system makes it possible to lock the horizontal rotation and vertical tilt positions with a single screw – fast and efficient.

### ZERO LIGHT LEAKAGE



Bei der BIONIQ-Familie gibt es keinen unerwünschten Lichtaustritt, was einen großen Vorteil beim Einbau in Akustik- und Lochdecken oder sogar Regale darstellt.

The BIONIQ range has no light leakage, which is a major advantage for use in acoustic or perforated ceilings, or even shelves.

### DIFFERENT VERSIONS




Der Unterschied zwischen den Varianten ADJUSTABLE und SEMI ADJUSTABLE ist eine Neigung um 30° oder 10°. Die LED-Leuchte ist in der DEEP-Version 50 mm tief eingelassen.

The difference between an ADJUSTABLE and SEMI ADJUSTABLE type is a tilt of 30° or 10°. The LED is recessed 50 mm in the DEEP version.

### 25 PROLICHT COLOURS

▼ luminaires available in:



**RAL** and any other special colour on request

## TRIMLESS | RANDLOS

### BIONIQ ROUND ADJUSTABLE

| DIMENSION MM | LED    | WATT | LUMEN | CRI | ART-NO   | TECHN. OPTIONS    |                      |
|--------------|--------|------|-------|-----|----------|-------------------|----------------------|
|              |        |      |       |     |          | 1-25              | TECHN. OPTIONS       |
| Ø107 H:112   | 2700 K | 12.1 | 690   | 90  | 120-0033 | ◆                 | ▲                    |
|              | 3000 K | 14.7 | 770   | 90  | 120-0034 | ◆                 | ▲                    |
|              | 4000 K | 14.7 | 850   | 90  | 120-0035 | ◆                 | ▲                    |
|              |        |      |       |     |          | 350 mA            | 130 111              |
|              |        |      |       |     |          | CEILING THICKNESS | 10 12 15 25          |
|              |        |      |       |     |          | ORDER EXAMPLE:    | ◆ ▲ 120-0034 - 03 10 |

### BIONIQ ROUND SEMI ADJUSTABLE

| DIMENSION MM | LED    | WATT | LUMEN | CRI | ART-NO   | TECHN. OPTIONS    |                      |
|--------------|--------|------|-------|-----|----------|-------------------|----------------------|
|              |        |      |       |     |          | 1-25              | TECHN. OPTIONS       |
| Ø107 H:112   | 2700 K | 12.1 | 690   | 90  | 120-0039 | ◆                 | ▲                    |
|              | 3000 K | 14.7 | 770   | 90  | 120-0040 | ◆                 | ▲                    |
|              | 4000 K | 14.7 | 850   | 90  | 120-0041 | ◆                 | ▲                    |
|              |        |      |       |     |          | 350 mA            | 130 111              |
|              |        |      |       |     |          | CEILING THICKNESS | 10 12 15 25          |
|              |        |      |       |     |          | ORDER EXAMPLE:    | ◆ ▲ 120-0041 - 03 10 |

### BIONIQ SQUARE ADJUSTABLE

| DIMENSION MM  | LED    | WATT | LUMEN | CRI | ART-NO   | TECHN. OPTIONS    |                         |
|---------------|--------|------|-------|-----|----------|-------------------|-------------------------|
|               |        |      |       |     |          | 1-25              | TECHN. OPTIONS          |
| 106x106 H:134 | 2700 K | 12.1 | 690   | 90  | 120-0048 | ◆ ▲               | ▲                       |
|               | 3000 K | 14.7 | 770   | 90  | 120-0049 | ◆ ▲               | ▲                       |
|               | 4000 K | 14.7 | 850   | 90  | 120-0050 | ◆ ▲               | ▲                       |
|               |        |      |       |     |          | 350 mA            | 150 120 x 120           |
|               |        |      |       |     |          | CEILING THICKNESS | 10 12 15 25             |
|               |        |      |       |     |          | ORDER EXAMPLE:    | ◆ ▲ 120-0049 - 03 03 10 |

### BIONIQ SQUARE ADJUSTABLE COMFORT

| DIMENSION MM  | LED    | WATT | LUMEN | CRI | ART-NO   | TECHN. OPTIONS    |                         |
|---------------|--------|------|-------|-----|----------|-------------------|-------------------------|
|               |        |      |       |     |          | 1-25              | TECHN. OPTIONS          |
| 106x106 H:134 | 2700 K | 12.1 | 690   | 90  | 120-0163 | ◆ ▲ ●             | ▲                       |
|               | 3000 K | 14.7 | 770   | 90  | 120-0164 | ◆ ▲ ●             | ▲                       |
|               | 4000 K | 14.7 | 850   | 90  | 120-0165 | ◆ ▲ ●             | ▲                       |
|               |        |      |       |     |          | 350 mA            | 150 120 x 120           |
|               |        |      |       |     |          | CEILING THICKNESS | 10 12 15 25             |
|               |        |      |       |     |          | ORDER EXAMPLE:    | ◆ ▲ 120-0163 - 03 03 15 |

### LED-TREIBER > LED DRIVER

|  | DIMENSION MM  | I OUT         | U OUT      | P OUT     | ART-N°   | INTERFACE        | MM   |
|--|---------------|---------------|------------|-----------|----------|------------------|------|
|  | 190x43 H:30   | 350 mA const. | 15-49 V DC | 6-17 W    | 800-1200 | DALI + TOUCH-DIM | Ø 54 |
|  | 160 x 82 x 34 | 700 mA const. | 22-50 V DC | 15,5-35 W | 14-00497 |                  | Ø 86 |
|  | 97 x 34 x 30  | 500 mA const. | 3-54 V DC  | 27 W      | 16-00083 |                  | Ø 54 |

Weitere Treiber-Auswahlmöglichkeiten finden Sie im WORKBOOK 9 ab Seite i.07 | Further driver options can be found in WORKBOOK 9 from page i.07

Passendes Linsen-Zubehör finden Sie auf der übernächsten Seite | Matching lens accessories can be found on page after next

BIONIQ ROUND ADJUSTABLE

| DIMENSION MM | LED    | WATT | LUMEN | CRI | ART-NO   | 1-25 | TECHN. OPTIONS |  |
|--------------|--------|------|-------|-----|----------|------|----------------|--|
|              |        |      |       |     |          |      |                |  |
| Ø107 H:112   | 2700 K | 12.1 | 690   | 90  | 220-0030 | ◆    |                |  |
|              | 3000 K | 14.7 | 770   | 90  | 220-0031 | ◆    |                |  |
|              | 4000 K | 14.7 | 850   | 90  | 220-0032 | ◆    |                |  |
| IP20  350 mA |        |      |       |     |          |      |                |  |

BIONIQ ROUND SEMI ADJUSTABLE

| DIMENSION MM        | LED    | WATT | LUMEN | CRI | ART-NO   | 1-25 | TECHN. OPTIONS |  |
|---------------------|--------|------|-------|-----|----------|------|----------------|--|
|                     |        |      |       |     |          |      |                |  |
| Ø107 H:112          | 2700 K | 12.1 | 690   | 90  | 220-0054 | ◆    |                |  |
|                     | 3000 K | 14.7 | 770   | 90  | 220-0055 | ◆    |                |  |
|                     | 4000 K | 14.7 | 850   | 90  | 220-0056 | ◆    |                |  |
| IP20  350 mA        |        |      |       |     |          |      |                |  |
| Ø107 H:112          | 2700 K | 12.1 | 790   | 90  | 220-0078 | ◆    |                |  |
|                     | 3000 K | 14.7 | 880   | 90  | 220-0079 | ◆    |                |  |
|                     | 4000 K | 14.7 | 970   | 90  | 220-0080 | ◆    |                |  |
| IP54  350 mA        |        |      |       |     |          |      |                |  |
| Ø107 H:112          | 2700 K | 12.1 | 690   | 90  | 220-0060 | ◆    |                |  |
|                     | 3000 K | 14.7 | 770   | 90  | 220-0061 | ◆    |                |  |
|                     | 4000 K | 14.7 | 850   | 90  | 220-0062 | ◆    |                |  |
| IP20 CHROME  350 mA |        |      |       |     |          |      |                |  |
| Ø107 H:112          | 2700 K | 12.1 | 790   | 90  | 220-0084 | ◆    |                |  |
|                     | 3000 K | 14.7 | 880   | 90  | 220-0085 | ◆    |                |  |
|                     | 4000 K | 14.7 | 970   | 90  | 220-0086 | ◆    |                |  |
| IP54 CHROME  350 mA |        |      |       |     |          |      |                |  |

BIONIQ ROUND PINHOLE

| DIMENSION MM | LED    | WATT | LUMEN | CRI | ART-NO   | 1-25 | TECHN. OPTIONS |  |
|--------------|--------|------|-------|-----|----------|------|----------------|--|
|              |        |      |       |     |          |      |                |  |
| Ø107 H:112   | 2700 K | 12.1 | 607   | 90  | 220-0042 | ◆    |                |  |
|              | 3000 K | 14.7 | 678   | 90  | 220-0043 | ◆    |                |  |
|              | 4000 K | 14.7 | 749   | 90  | 220-0044 | ◆    |                |  |
| IP20  350 mA |        |      |       |     |          |      |                |  |

BIONIQ SQUARE ADJUSTABLE

| DIMENSION MM  | LED    | WATT | LUMEN | CRI | ART-NO   | 1-25 | 1-25 | TECHN. OPTIONS |  |
|---------------|--------|------|-------|-----|----------|------|------|----------------|--|
|               |        |      |       |     |          |      |      |                |  |
| 119x119 H:132 | 2700 K | 12.1 | 690   | 90  | 220-0105 | ◆    | ▲    |                |  |
|               | 3000 K | 14.7 | 770   | 90  | 220-0106 | ◆    | ▲    |                |  |
|               | 4000 K | 14.7 | 850   | 90  | 220-0107 | ◆    | ▲    |                |  |
| IP20  350 mA  |        |      |       |     |          |      |      |                |  |

BIONIQ SQUARE ADJUST. COMFORT

| DIMENSION MM  | LED    | WATT | LUMEN | CRI | ART-NO   | 1-25 | 1-25 | 1-25 | TECHN. OPTIONS |  |
|---------------|--------|------|-------|-----|----------|------|------|------|----------------|--|
|               |        |      |       |     |          |      |      |      |                |  |
| 119x119 H:132 | 2700 K | 12.1 | 690   | 90  | 220-0195 | ◆    | ▲    | ●    |                |  |
|               | 3000 K | 14.7 | 770   | 90  | 220-0196 | ◆    | ▲    | ●    |                |  |
|               | 4000 K | 14.7 | 850   | 90  | 220-0197 | ◆    | ▲    | ●    |                |  |
| IP20  350 mA  |        |      |       |     |          |      |      |      |                |  |

BIONIQ SQUARE PINHOLE

| DIMENSION MM  | LED    | WATT | LUMEN | CRI | ART-NO   | 1-25 | TECHN. OPTIONS |  |
|---------------|--------|------|-------|-----|----------|------|----------------|--|
|               |        |      |       |     |          |      |                |  |
| 107x107 H:112 | 2700 K | 12.1 | 616   | 90  | 220-0048 | ◆    |                |  |
|               | 3000 K | 14.7 | 692   | 90  | 220-0049 | ◆    |                |  |
|               | 4000 K | 14.7 | 764   | 90  | 220-0050 | ◆    |                |  |
| IP20  350 mA  |        |      |       |     |          |      |                |  |

| LED-TREIBER > LED DRIVER | DIMENSION MM  | I OUT         | U OUT      | P OUT     | ART-N°   | INTERFACE        | MM |
|--------------------------|---------------|---------------|------------|-----------|----------|------------------|----|
| NATURAL DIM              | 190x43 H:30   | 350 mA const. | 15-49 V DC | 6-17 W    | 800-1200 | DALI + TOUCH-DIM |    |
| STANDARD/PHASECUT        | 160 x 82 x 34 | 700 mA const. | 22-50 V DC | 15,5-35 W | 14-00497 |                  |    |
| professionelle CASAMBI   | 97 x 34 x 30  | 500 mA const. | 3-54 V DC  | 27 W      | 16-00083 |                  |    |

Weitere Treiber-Auswahlmöglichkeiten finden Sie im WORKBOOK 9 ab Seite i.07 | Further driver options can be found in WORKBOOK 9 from page i.07

| KANN-ZUBEHÖR > CAN-HAVE ACCESSORY              | DIMENSION MM | ART-NO   | TECHN. OPTIONS |
|--|--------------|----------|----------------|
| LINEARE STREULINSE<br>LINEAR SPREAD LENSE      | Ø53 H:13     | 800-1041 |                |
| STREULINSE<br>SPREAD LENSE                     | Ø53 H:13     | 800-1021 |                |
| WABENRASTER (BLEND-SCHUTZ)<br>HONEYCOMB LOUVRE | Ø53 H:13     | 800-1001 |                |


MUSS- und KANN-Zubehör siehe nächste Seite | MUST- and CAN-HAVE accessories can be found on the next page →



# IMAGINE PLUS

R H

IMAGINE suitable for:  
RETAIL | HOSPITALITY



Superspot - Lens: 9°, 3000 K

## DE | KURZÜBERSICHT

Mit dem neuen IMAGINE PLUS wurde die Strahler-Familie für anspruchsvolles Shop-Design weiter verbessert. Die neue Superspot-Linse zeichnet sich durch ihren hohen Wirkungsgrad und besondere Brillanz aus. Der integrierte Push-DIM-Treiber mit Taster ermöglicht individuelle Lichtszenen auch ohne Lichtsteuerung. Zusätzlich sind die IMAGINE PLUS Strahler auch mit Casambi erhältlich.

## EN | SHORTCUT

With the new IMAGINE PLUS, the spotlight family for sophisticated shop design has been further improved. The new Superspot lens is characterised by its high efficiency and exceptionally brilliant light effect. The integrated push DIM driver with push button allows individual light scenes even without light control. In addition, the IMAGINE PLUS spotlights are also available with Casambi.

### SPECIAL 230 V SLIM ADAPTER



Durch ein revolutionäres Mini-230 V-Schiensystem, mit einer sichtbaren Öffnung von 20 mm, wird dem Designer Minimalismus auf völlig neuem Niveau ermöglicht.

A revolutionary mini 230 V track system, with a 20 mm visible opening, takes the designer to a whole new level of minimalism.

### NEW SUPERSPOT LENS



Die neu entwickelte Superspot-Variante mit 8° oder 9°-Linse ermöglicht mit ihrem hohen Wirkungsgrad eine besondere Brillanz bei gleichzeitig optimierter Entblendung.

The newly developed superspot version with a 8° or 9° lens enables a high degree of brilliance with optimised glare reduction.

### PUSH-DIM



In der neuen IMAGINE PLUS Variante wird der Strahler mit einem integrierten Dimm-Taster auf der Rückseite geliefert.

The new IMAGINE PLUS variant comes with an integrated pushbutton for dimming.

### CASAMBI



Steuern Sie Ihre Leuchten auch über mobile Endgeräte dank Bluetooth. Die optionale Casambi-Unterstützung ist ab sofort für alle IMAGINE Strahler erhältlich.

Use mobile devices to control your luminaires. The optional Casambi-Support is now available for all IMAGINE spotlights.

### 25 PROLICHT COLOURS

spotlights available in:



RAL and any other special colour on request

## 2LOOK4 20 TRACK

NEW

### IMAGINE PLUS

IP20 incl. 90° 350° 50/60Hz 220-240V CE A++

| DIMENSION MM | LED    | WATT | LUMEN MAX. | CRI | ART.-NO  |          | 1-25 | TECHN. OPTIONS |
|--------------|--------|------|------------|-----|----------|----------|------|----------------|
|              |        |      |            |     | BUTTON   | CASAMBI  |      |                |
| Ø75 H:210    | 2700 K | 18.7 | 1490       | 90  | 140-1280 | 140-1310 | ◆    | □              |
|              | 3000 K | 18.7 | 1530       | 90  | 140-1290 | 140-1320 | ◆    | □              |
|              | 4000 K | 18.7 | 1640       | 90  | 140-1300 | 140-1330 | ◆    | □              |
| Ø75 H:210    | 2700 K | 12.9 | 890        | 90  | 140-1340 | 140-1370 | ◆    | s/s            |
|              | 3000 K | 15.8 | 993        | 90  | 140-1350 | 140-1380 | ◆    | s/s            |
|              | 4000 K | 15.8 | 1085       | 90  | 140-1360 | 140-1390 | ◆    | s/s            |

REFLECTOR FWHM: 20° 25° 40°  
ADAPTER COLOUR: 01 02 03  
SUPERSPOT: 8° 9°  
ORDER EXAMPLE: 140-1370 - 03 20

## 3PHASEN-SCHIENE | 3CIRCUIT TRACK

NEW

### IMAGINE PLUS

IP20 incl. 90° 350° 50/60Hz 220-240V CE A++

| DIMENSION MM | LED    | WATT | LUMEN MAX. | CRI | ART.-NO  |          | 1-25 | TECHN. OPTIONS |
|--------------|--------|------|------------|-----|----------|----------|------|----------------|
|              |        |      |            |     | BUTTON   | CASAMBI  |      |                |
| Ø75 H:210    | 2700 K | 18.7 | 1490       | 90  | 330-1020 | 330-1050 | ◆    | □              |
|              | 3000 K | 18.7 | 1530       | 90  | 330-1030 | 330-1060 | ◆    | □              |
|              | 4000 K | 18.7 | 1640       | 90  | 330-1040 | 330-1070 | ◆    | □              |
| Ø75 H:210    | 2700 K | 12.1 | 870        | 90  | 330-1080 | 330-1110 | ◆    | s/s            |
|              | 3000 K | 14.7 | 970        | 90  | 330-1090 | 330-1120 | ◆    | s/s            |
|              | 4000 K | 14.7 | 1060       | 90  | 330-1100 | 330-1130 | ◆    | s/s            |

REFLECTOR FWHM: 20° 25° 40°  
ADAPTER COLOUR: 01 02 03  
SUPERSPOT: 8° 9°  
ORDER EXAMPLE: 330-1020 - 03 03 9

### IMAGINE FLEX PLUS

IP20 incl. 90° 350° 50/60Hz 220-240V CE A++

| DIMENSION MM | LED    | WATT | LUMEN MAX. | CRI | ART.-NO  |          | 1-25 | TECHN. OPTIONS |
|--------------|--------|------|------------|-----|----------|----------|------|----------------|
|              |        |      |            |     | BUTTON   | CASAMBI  |      |                |
| Ø75 H:210    | 2700 K | 18.7 | 1490       | 90  | 330-1140 | 330-1170 | ◆    | □              |
|              | 3000 K | 18.7 | 1530       | 90  | 330-1150 | 330-1180 | ◆    | □              |
|              | 4000 K | 18.7 | 1640       | 90  | 330-1160 | 330-1190 | ◆    | □              |

REFLECTOR: 14°-48° stepless  
ADAPTER COLOUR: 01 02 03  
ORDER EXAMPLE: 330-1140 - 03 03 03


| KANN-ZUBEHÖR > CAN-HAVE ACCESSORY              | DIMENSION MM | ART.-NO  | TECHN. OPTIONS |
|--|--------------|----------|----------------|
| LINEARE STREULINSE<br>LINEAR SPREAD LENSE      | Ø66 H:31     | 800-1049 | □              |
| STREULINSE<br>SPREAD LENSE                     | Ø66 H:31     | 800-1029 | □              |
| WABENRASTER (BLEND-SCHUTZ)<br>HONEYCOMB LOUVRE | Ø66 H:31     | 800-1009 | □              |

# RICO LED LINE FOR HYPRO 40

PHOTO: ARMIN KUPRIAN

## R H C P L

HYPRO suitable for:  
RETAIL | HOSPITALITY | CORPORATE | PUBLIC | LIVING

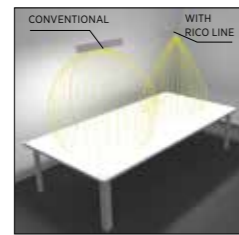


3000 K

### DE | KURZÜBERSICHT

Als Universaltool lassen sich mit HYPRO 40 unterschiedlichste Raumsituationen perfekt ausleuchten und architektonische Akzente setzen. Dabei setzt die integrierbare RICO-Line mit Mikro-Reflektoren dank ihrer ausgezeichneten Entblendung neue Maßstäbe. Die neue RICO-Abdeckung garantiert ein hochwertig brillantes Design.


#### REVOLUTIONAL UGR



Dank der revolutionären Mikroreflektoren-Technologie von PROLICHT lassen sich mit RICO LED Line negative UGR-Werte erzielen.

Thanks to PROLICHT's revolutionary micro reflector technology, RICO LED line can achieve negative UGR values.


#### OPTIMISED COVER



Die neue Abdeckung der blendfreien RICO-LED-Line gewährleistet Schutz vor Staub und Schlieren. Ihre nahezu unsichtbare Erscheinung verleiht dem System eine hochwertige Brillanz.

The new cover of the glare-free RICO LED line ensures protection against dust and streaks. Their almost invisible appearance gives the system a high-quality brilliance.

#### MAXIMUM FLEXIBILITY



Als multifunktionales Profilsystem lässt sich HYPRO 40 flexibel mit LED-Lines, Spots, Downlights und Wallwashern bestücken.

As a multifunctional profile system, HYPRO 40 can be equipped flexibly with LED lines, spots, downlights and wallwashers.

#### MOUNTING TYPES

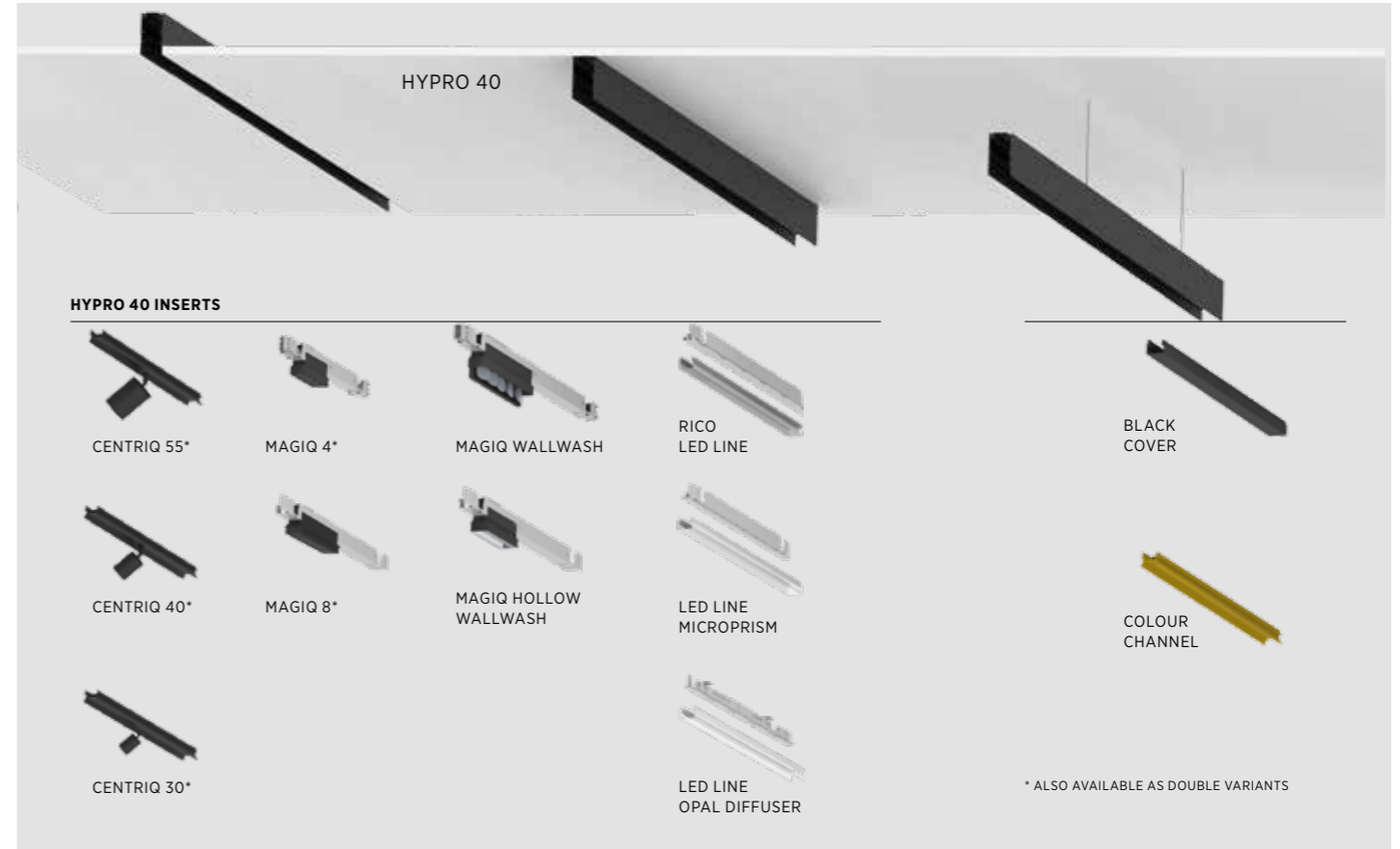


Das HYPRO 40 Profil-System ist in einer Einbau-, Anbau- und Pendel-Version erhältlich.

The HYPRO 40 profile system is available in a recessed, surface mounted and suspended version.

### EN | SHORTCUT

As a universal tool, HYPRO 40 perfectly illuminates a wide variety of room situations and sets architectural accents. The integrated RICO-Line with micro-reflectors sets a new benchmark thanks to its excellent glare reduction. The new RICO cover guarantees a high-quality, brilliant design.



### RICO LED

DE | Linearer Einsatz mit integriertem Light Cut Off zur Nutzung mit transparentem Cover  
EN | Linear insert with integrated light cut off for use with transparent cover

| DIMENSION<br>MM | LED    | WATT | LUMEN | CRI | ART.-NO  |          | TECHN. OPTIONS                |
|-----------------|--------|------|-------|-----|----------|----------|-------------------------------|
|                 |        |      |       |     | STANDARD | DALI-DIM |                               |
| 705x29 H:50     | 2700 K | 16.5 | 1760  | 80  | 89260    | 89262    | incl. 50/60Hz 220-240V CE A++ |
|                 | 3000 K | 16.5 | 1880  | 80  | 89270    | 89272    |                               |
|                 | 4000 K | 16.5 | 1960  | 80  | 89280    | 89282    |                               |
| 1408x29 H:50    | 2700 K | 33   | 3520  | 80  | 89290    | 89292    | incl. 50/60Hz 220-240V CE A++ |
|                 | 3000 K | 33   | 3760  | 80  | 89300    | 89302    |                               |
|                 | 4000 K | 33   | 3920  | 80  | 89310    | 89312    |                               |

### RICO COVER

| DIMENSION<br>MM | ART.-NO  |          | TECHN. OPTIONS |
|-----------------|----------|----------|----------------|
|                 | STANDARD | DALI-DIM |                |
| 705x29 H:50     | 81076    |          | incl. CE       |
| 1408x29 H:50    | 81077    |          |                |









# PROLICHT

## EDITOR

Markus Kirchmair, PROLICHT  
PROLICHT GmbH | Austria  
6091 Neu-Götzens | Gewerbestraße 9  
T +43 5234 33 499 | F +43 5234 33 499 22  
marketing@prolicht.at | www.prolicht.at

## GRAPHIC DESIGN

Inge Marth, PROLICHT

## PRINT

Litopat, Italy

## EDITION


September 2018

Kopien und Auszüge aus dem Katalog oder Teile davon zu entnehmen, ist nur durch vorhergehende schriftliche Anfrage bzw. nachfolgendem und nachweisbarem Einverständnis des Herausgebers erlaubt. Der Herausgeber haftet nicht für eventuelle Druck- oder Satzfehler. Satz- und Druckfehler vorbehalten. Die in diesem Katalog angeführten Skizzen-, Größen-, Material- und Farbangaben sind rein indikativer Natur. PROLICHT behält sich das Recht vor, Charakteristika der Produkte jederzeit, ohne vorheriger Ankündigung zu ändern.

*Copies and duplications of the catalogue or parts of it must be approved in written form by the editor. Editor and catalogue producer are not responsible for literal mistakes or printing errors. Printing errors and literal mistakes are reserved. PROLICHT reserves the right to alter material, dimensions and characteristics without prior notice.*

Die vollständigen lichttechnischen Daten all unserer Systeme können auf unserer Homepage oder über die Lichtplanungssoftware Relux ([www.relux.com](http://www.relux.com)) heruntergeladen werden.

*The complete photometric data of all our systems can be downloaded from our homepage or via the light planning software Relux ([www.relux.com](http://www.relux.com)).*



[WWW.PROLICHT.AT](http://WWW.PROLICHT.AT)